



US00D762144S

(12) **United States Design Patent**
Nagafuchi

(10) **Patent No.:** **US D762,144 S**
(45) **Date of Patent:** **** Jul. 26, 2016**

- (54) **MOTOR VEHICLE AND/OR TOY REPLICA THEREOF**
- (71) Applicant: **Toshiyuki Nagafuchi**, Nagakute (JP)
- (72) Inventor: **Toshiyuki Nagafuchi**, Nagakute (JP)
- (73) Assignee: **Toyota Jidosha Kabushiki Kaisha** (JP)
- (**) Term: **15 Years**
- (21) Appl. No.: **29/528,354**
- (22) Filed: **May 28, 2015**
- (30) **Foreign Application Priority Data**

Dec. 2, 2014 (JP) 2014-026845

- (51) **LOC (10) Cl.** **12-08**
- (52) **U.S. Cl.**
USPC **D12/92**
- (58) **Field of Classification Search**
USPC D12/86, 90-92; D21/421, 433, 434;
296/181.1, 181.5
CPC B62D 35/00; B62D 25/00; B62D 25/06;
B62D 33/00

See application file for complete search history.

(56) **References Cited**

U.S. PATENT DOCUMENTS

- D406,798 S * 3/1999 Sacco D12/92
- D573,511 S * 7/2008 Sato D12/92
- D596,991 S * 7/2009 Takahashi D12/92
- D612,296 S * 3/2010 Miyazaki D12/92
- D620,841 S * 8/2010 Sakae D12/92
- D628,940 S * 12/2010 Bischoff D12/92
- D630,973 S * 1/2011 Bischoff D12/92
- D637,943 S * 5/2011 Bischoff D12/92

- D678,126 S * 3/2013 Bischoff D12/92
- D679,221 S * 4/2013 Tomatsu D12/92
- D716,699 S * 11/2014 Sakae D12/92
- D719,065 S * 12/2014 Sakae D12/92

OTHER PUBLICATIONS

Lexus, Lexus LF-CC Concept (2012), a) http://www.netcarshow.com/lexus/2012-lf-cc_concept/1024x768/wallpaper_02.htm b) http://www.netcarshow.com/lexus/2012-lf-cc_concept/1024x768/wallpaper_06.htm available at least as early as Oct. 28, 2014.
Lexus, Lexus RC F (2015), a) http://www.netcarshow.com/lexus/2015-rc_f/1024x768/wallpaper_01.htm b) http://www.netcarshow.com/lexus/2015-rc_f/1024x768/wallpaper_1e.htm available at least as early as Oct. 28, 2014.

* cited by examiner

Primary Examiner — Melody N Brown

(74) *Attorney, Agent, or Firm* — Saidman DesignLaw Group, LLC

(57) **CLAIM**

The ornamental design for a motor vehicle and/or toy replica thereof, as shown and described.

DESCRIPTION

FIG. 1 is a front left side perspective view of a motor vehicle or toy replica thereof showing my new design;
FIG. 2 is a front right side perspective view thereof;
FIG. 3 is a rear left side perspective view thereof;
FIG. 4 is a rear right side perspective view thereof;
FIG. 5 is a front view thereof;
FIG. 6 is a rear view thereof;
FIG. 7 is a top view thereof;
FIG. 8 is a left side view thereof; and,
FIG. 9 is a right side view thereof.

1 Claim, 5 Drawing Sheets





Fig. 1



Fig. 2



Fig. 3




Fig. 4



Fig. 5




Fig. 6




Fig. 7




Fig. 8

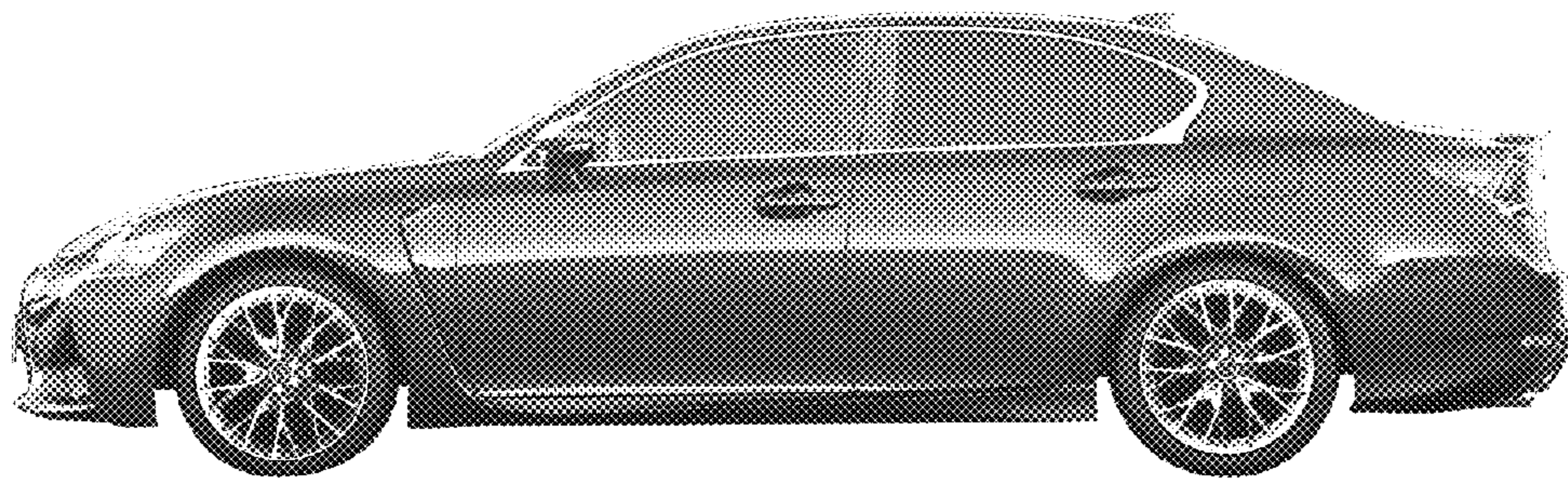


Fig. 9