



US00D762142S

(12) **United States Design Patent**  
**Battams**

(10) **Patent No.:** **US D762,142 S**  
(45) **Date of Patent:** **\*\* Jul. 26, 2016**

(54) **VEHICLE**

(71) Applicant: **Jaguar Land Rover Limited**, Coventry (GB)

(72) Inventor: **Robert Battams**, Coventry (GB)

(73) Assignee: **Jaguar Land Rover Limited** (GB)

(\*\*) Term: **14 Years**

(21) Appl. No.: **29/512,576**

(22) Filed: **Dec. 19, 2014**

(30) **Foreign Application Priority Data**

Jun. 24, 2014 (EM) ..... 002489187

(51) **LOC (10) Cl.** ..... **12-08**

(52) **U.S. Cl.**  
USPC ..... **D12/91**

(58) **Field of Classification Search**  
USPC ..... D12/86, 90-92, 88; D21/421, 433, 434;  
296/181.1, 181.5

CPC ..... B62D 35/00; B62D 25/00; B62D 25/06;  
B62D 33/00

See application file for complete search history.

(56) **References Cited**

U.S. PATENT DOCUMENTS

D716,695 S *	11/2014	Woolley .....	D12/91
D718,188 S *	11/2014	Wheel .....	D12/91
D746,722 S *	1/2016	Henstridge .....	D12/91
D750,531 S *	3/2016	Watkins .....	D12/91
D750,532 S *	3/2016	Frascella .....	D12/91

\* cited by examiner

*Primary Examiner* — Melody N Brown

(74) *Attorney, Agent, or Firm* — Fishman Stewart PLLC

(57) **CLAIM**

The ornamental design for a vehicle, as shown and described.

**DESCRIPTION**

FIG. 1 is a front perspective view of a vehicle;  
FIG. 2 is a rear perspective view of a vehicle;  
FIG. 3 is a left side view of a vehicle;  
FIG. 4 is a right side view of a vehicle;  
FIG. 5 is a front view of a vehicle;  
FIG. 6 is a rear view of a vehicle; and,  
FIG. 7 is a top view of a vehicle.  
Portions of FIGS. 1-4 that are shown as broken lines are for illustrative purpose only and form no part of the claimed design.

**1 Claim, 6 Drawing Sheets**






FIG. 1



FIG. 2

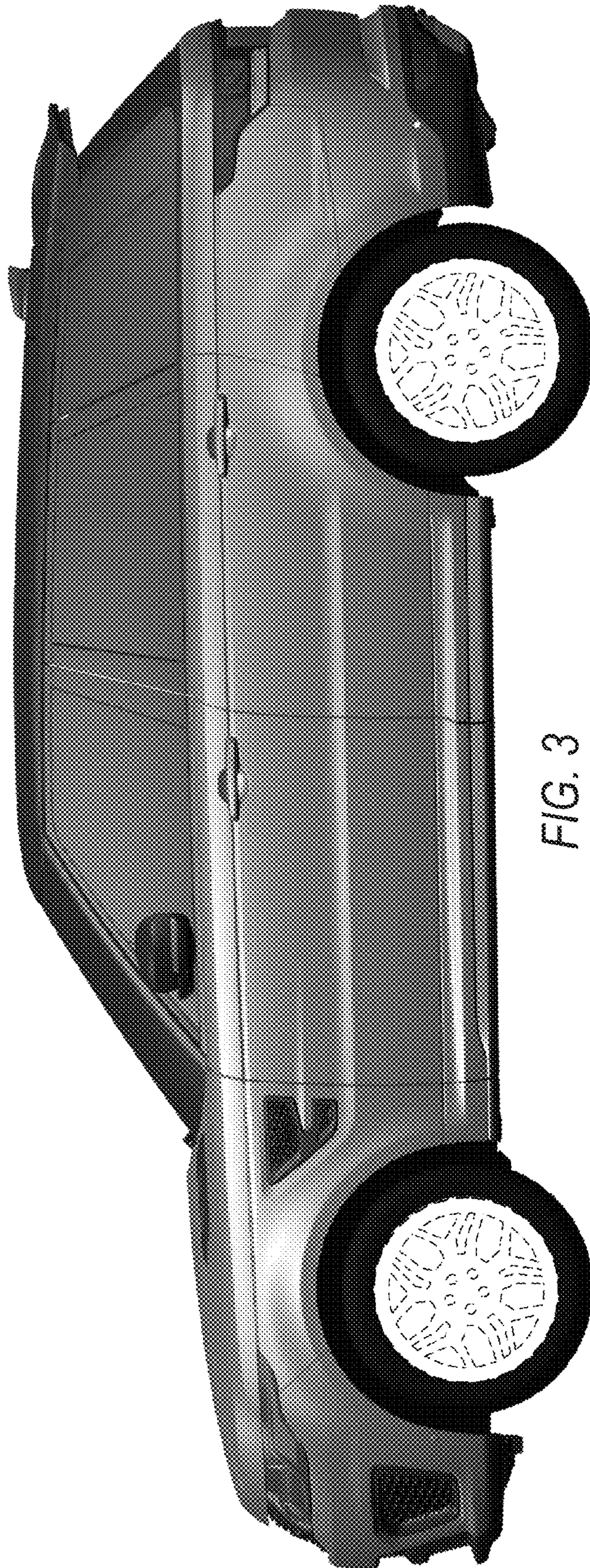


FIG. 3




FIG. 4



FIG. 5



FIG. 6



FIG. 7