



US00D762128S

(12) **United States Design Patent**
Michele

(10) **Patent No.:** **US D762,128 S**
(45) **Date of Patent:** **** Jul. 26, 2016**

- (54) **WATCH**
- (71) Applicant: **LUXURY GOODS INTERNATIONAL (L.G.I.) SA,**
Cortailod (CH)
- (72) Inventor: **Alessandro Michele,** Rome (IT)
- (73) Assignee: **LUXURY GOODS INTERNATIONAL (L.G.I.) SA,**
Cortailod (CH)
- (**) Term: **15 Years**
- (21) Appl. No.: **29/530,318**
- (22) Filed: **Jun. 16, 2015**
- (30) **Foreign Application Priority Data**

- Jan. 5, 2015 (CH) 141173
- (51) **LOC (10) Cl.** **10-02**
- (52) **U.S. Cl.**
USPC **D10/39; D10/126**
- (58) **Field of Classification Search**
USPC D10/30-39, 1-29, 122-132; D5/52
CPC G04B 19/00; G04B 19/06; G04B 19/10;
G04B 19/12; G04B 37/00; G04B 37/0008;
G04B 37/0058; G04B 37/12; G04B 45/00;
G04B 45/0069; G04B 45/0076; G68G 13/00;
B68G 13/02
See application file for complete search history.

- (56) **References Cited**
U.S. PATENT DOCUMENTS
D14,147 S * 7/1883 Hildt D5/52
D18,100 S * 2/1888 Schultz D5/52

- D40,695 S * 5/1910 Bissig D10/33
- D70,689 S * 7/1926 Kislinger D10/30
- D83,318 S * 2/1931 Eylmann D10/1
- 3,913,509 A * 10/1975 Ramon B68G 13/02
112/408
- D407,029 S * 3/1999 Drucker D10/39
- D559,128 S * 1/2008 Laucella D10/39
- D562,704 S * 2/2008 Lalo D10/32
- D600,145 S * 9/2009 Schoepfer D10/38
- D615,882 S * 5/2010 Laucella D10/39
- D618,575 S * 6/2010 Duport D10/126
- D620,814 S * 8/2010 Duport D10/38
- D623,977 S * 9/2010 Cole D10/126
- D638,734 S * 5/2011 Cole D10/126
- D650,709 S * 12/2011 Duport D10/39
- D705,675 S * 5/2014 Abdourahim D10/39
- D710,732 S * 8/2014 Calvani D10/126

* cited by examiner

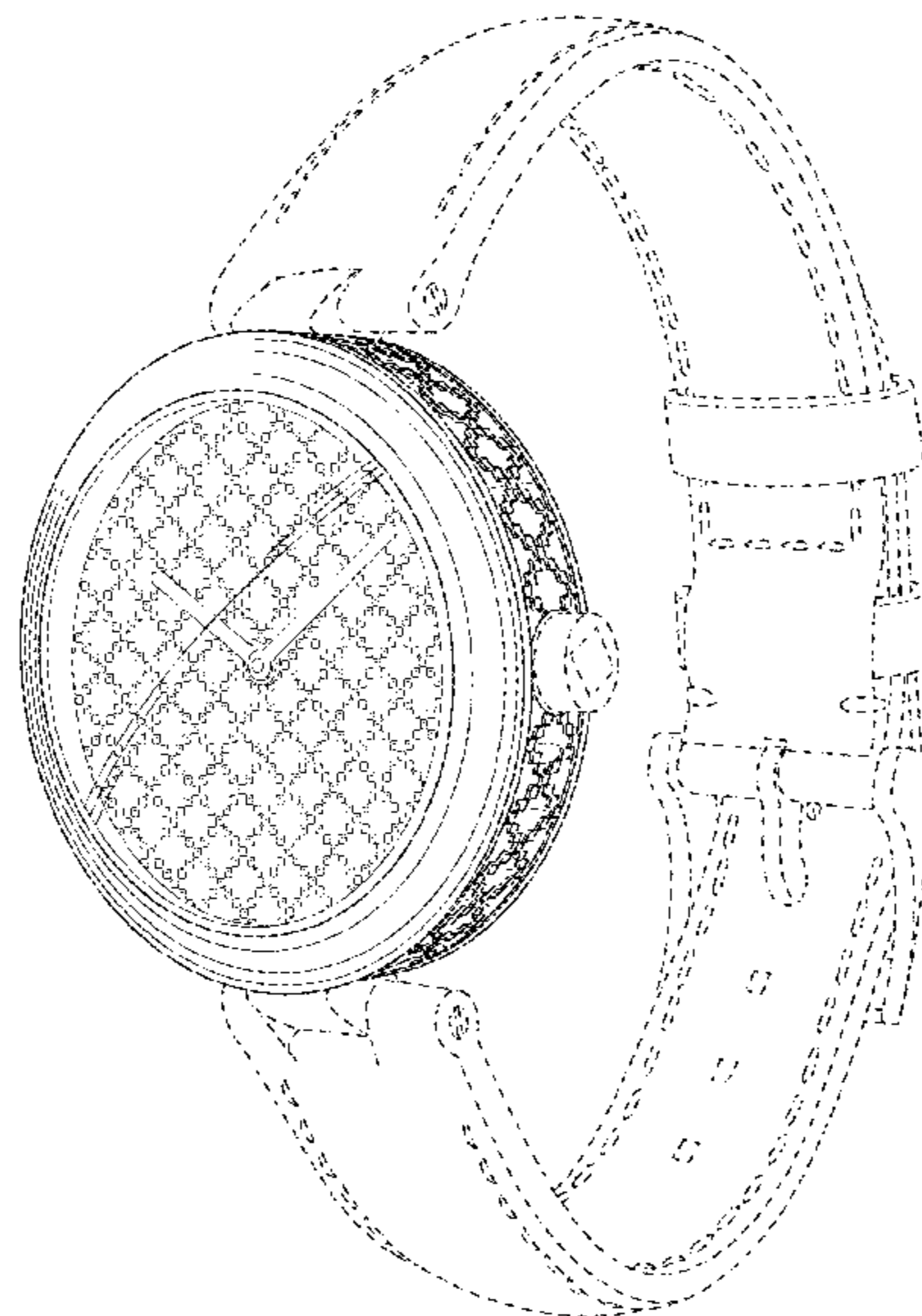
Primary Examiner — Martie K Holtje
(74) *Attorney, Agent, or Firm* — Sughrue Mion, PLLC

(57) **CLAIM**
The ornamental design for a watch, as shown and described.

DESCRIPTION

FIG. 1 is a right front perspective view of a watch showing my new design;
FIG. 2 is a front elevational view thereof;
FIG. 3 is a left side elevational view thereof;
FIG. 4 is a right side elevational view thereof;
FIG. 5 is a top plan view thereof; and,
FIG. 6 is a bottom plan view thereof.
The structural features depicted by broken lines have been shown for the purpose of illustrating portions of the watch that form no part of the claimed design.

1 Claim, 6 Drawing Sheets



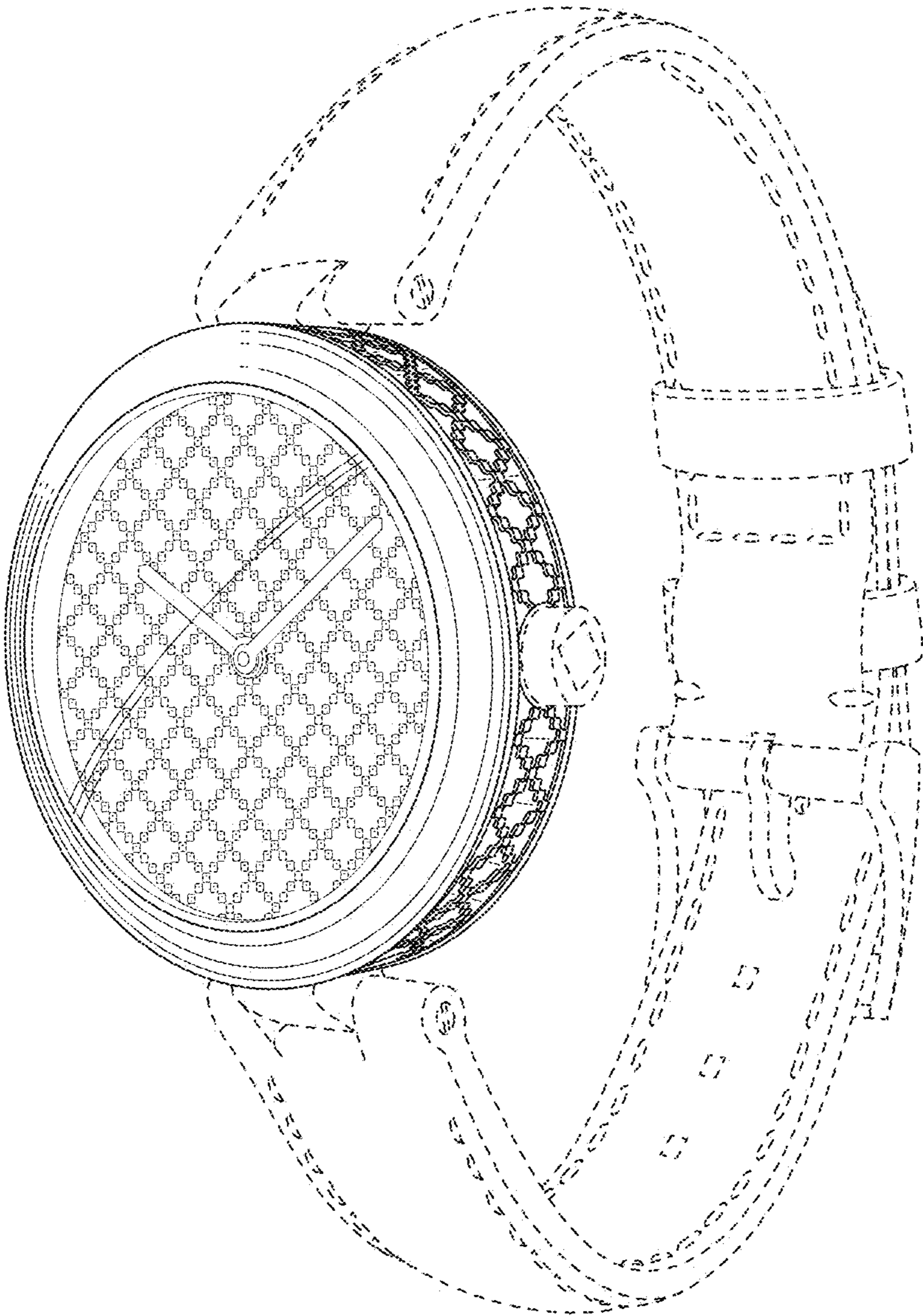


FIG. 1

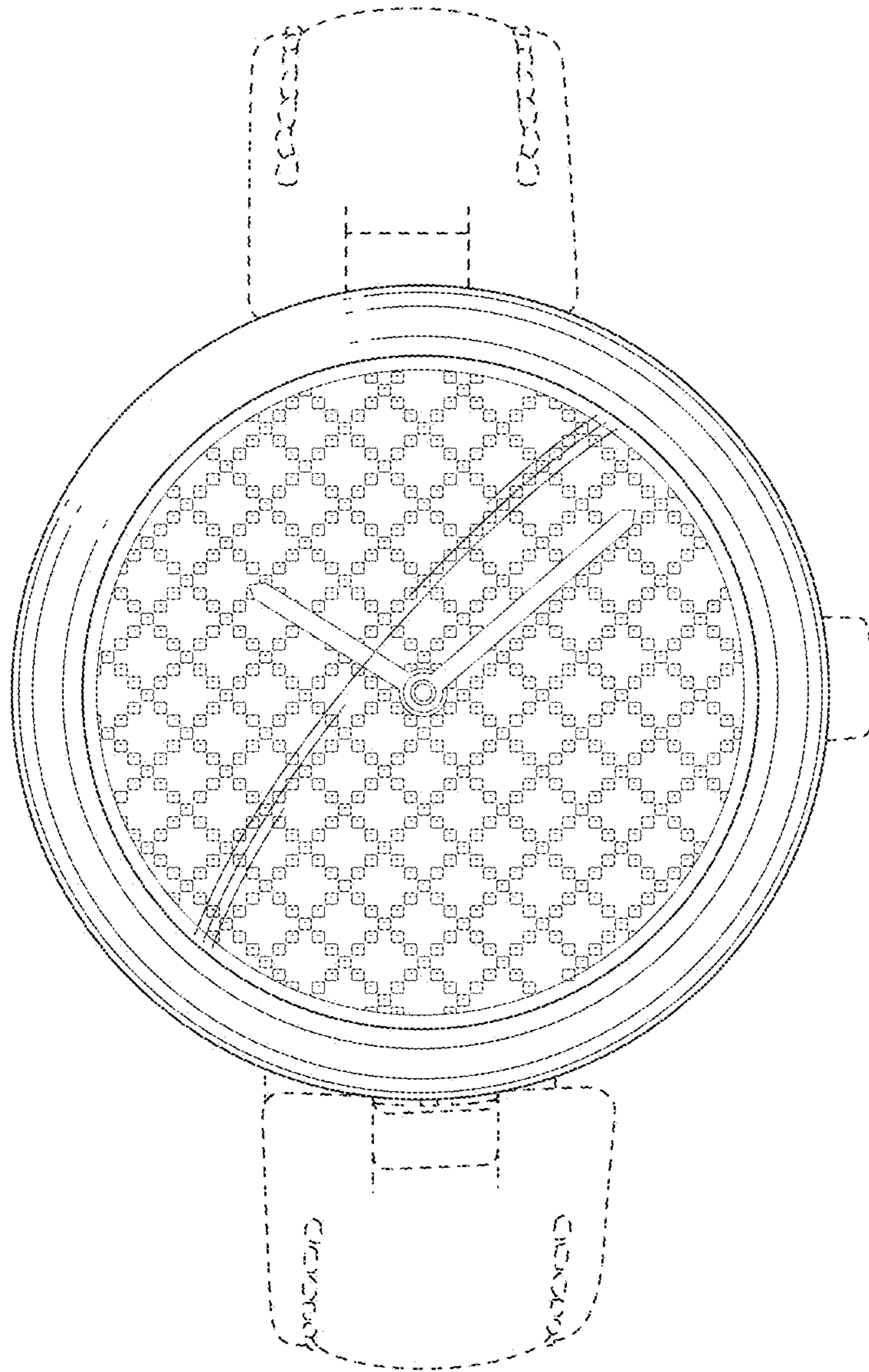


FIG. 2

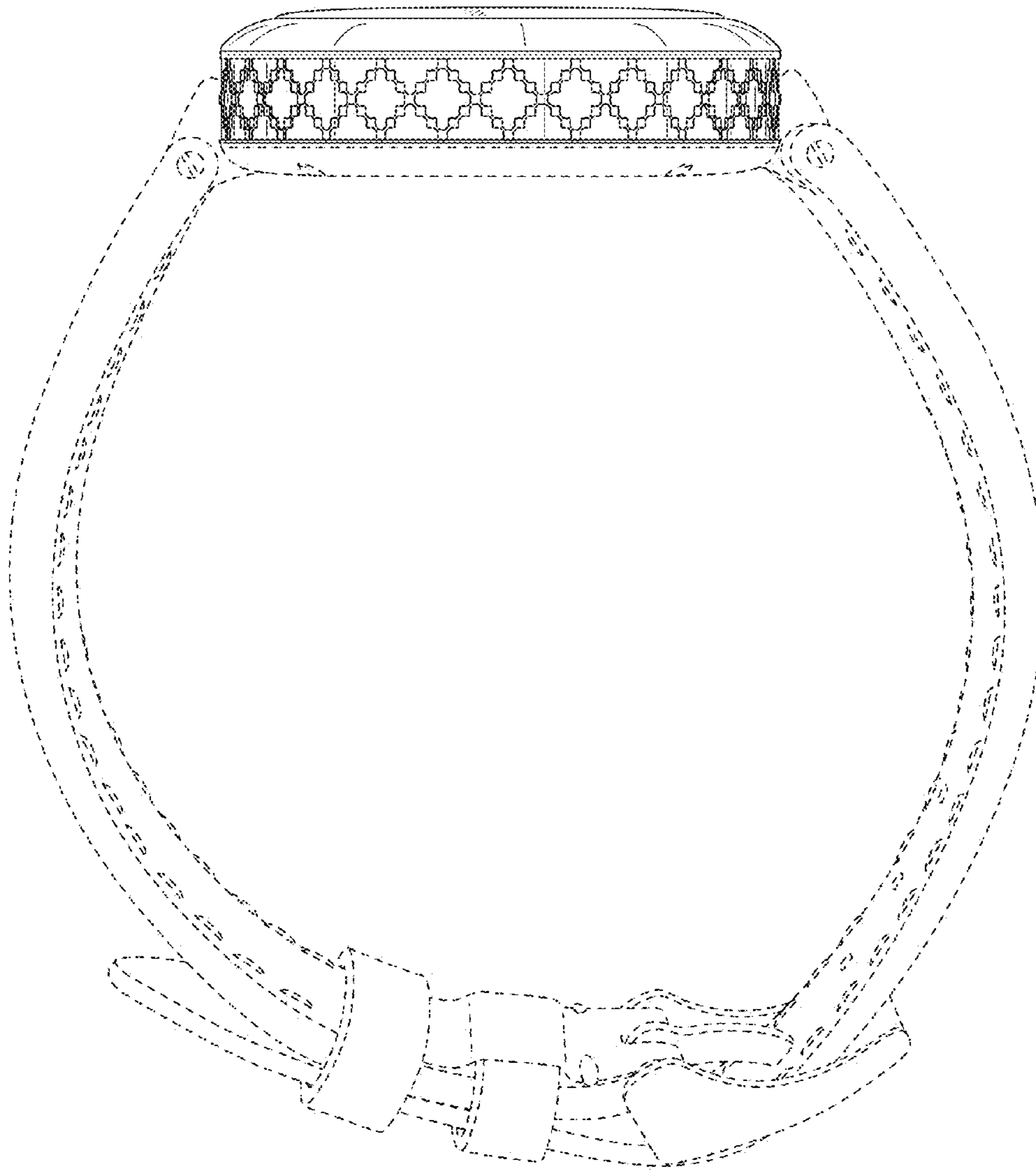


FIG. 3

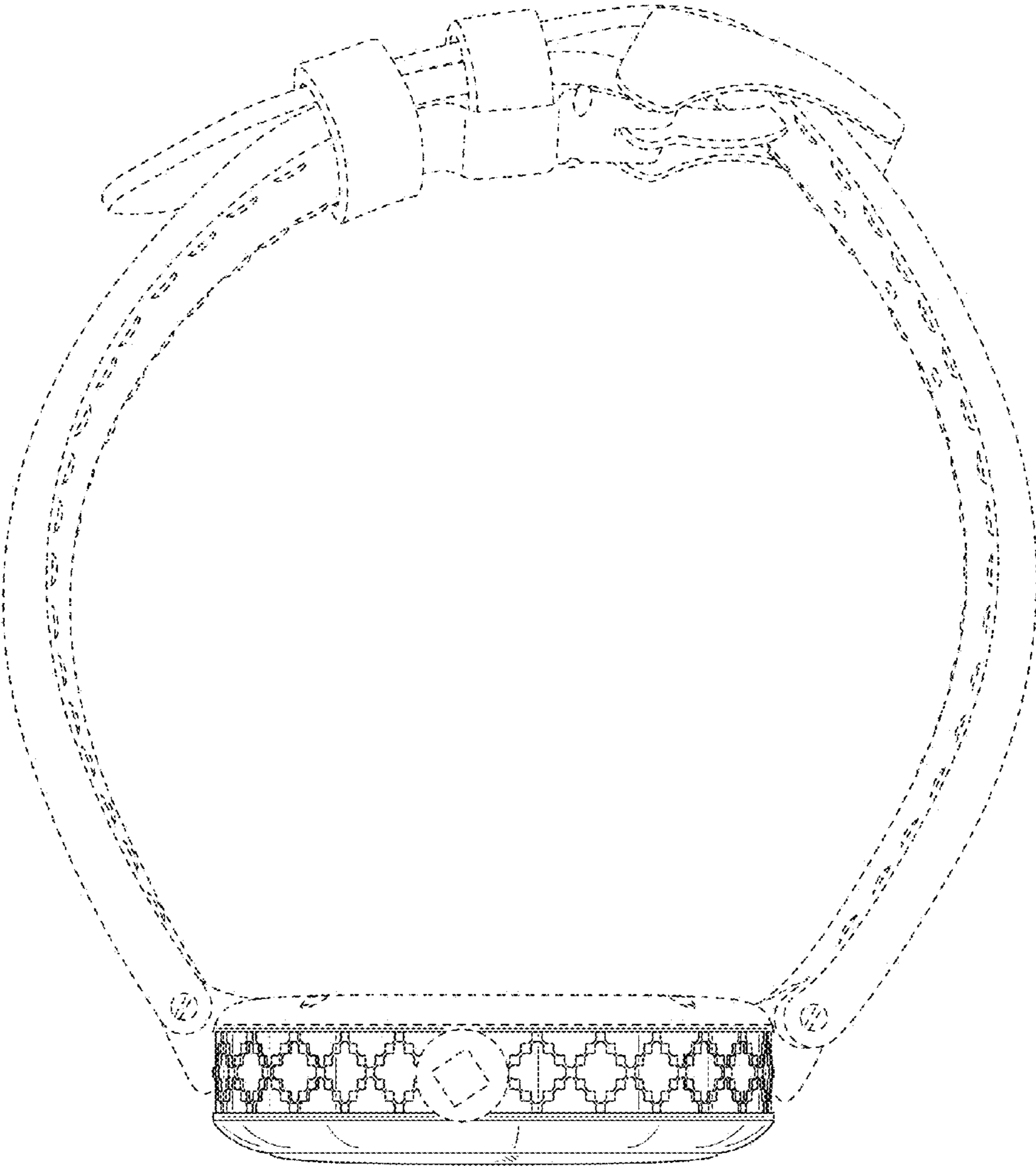


FIG. 4




FIG. 5




FIG. 6