

US00D762122S

(12) **United States Design Patent**  
**Spenceman et al.**

(10) **Patent No.:** **US D762,122 S**  
(45) **Date of Patent:** **\*\* Jul. 26, 2016**

(54) **SUPPLEMENT CONTAINER WITH SURFACE ORNAMENTATION**

D585,758 S \* 2/2009 MacGillivray ..... D9/415  
D608,653 S \* 1/2010 MacGillivray ..... D9/415  
D636,680 S \* 4/2011 Cocchioni ..... D9/432

(71) Applicant: **New Chapter, Inc.**, Cincinnati, OH (US)

\* cited by examiner

(72) Inventors: **Todd Spenceman**, Chesterfield, NH (US); **Jade Crystal Harmon**, West Chesterfield, NH (US); **Trevor Isaac Guido-Williams**, Guilford, VT (US); **Jieun Choi**, Brattleboro, VT (US)

*Primary Examiner* — Sandra Morris

(74) *Attorney, Agent, or Firm* — Alexandra S. Anoff

(73) Assignee: **The Procter & Gamble Company**, Cincinnati, OH (US)

(57) **CLAIM**

The ornamental design for a supplement container with surface ornamentation, as shown and described.

(\*\*) Term: **14 Years**

**DESCRIPTION**

(21) Appl. No.: **29/515,765**

FIG. 1 is a perspective view of a supplement container with surface ornamentation embodying our new design;

(22) Filed: **Jan. 27, 2015**

FIG. 2 is a front view thereof;

(51) **LOC (10) Cl.** ..... **09-01**

FIG. 3 is a right side view thereof;

(52) **U.S. Cl.**

FIG. 4 is a rear view thereof;

USPC ..... **D9/621**; D9/434

FIG. 5 is a left side view thereof;

(58) **Field of Classification Search**

USPC ..... D9/600, 614–629, 414–434; 206/457, 206/494, 459.5, 527, 540; 229/116.1; 446/77; 215/381–384, 400

FIG. 6 is a top view thereof;

CPC ..... B65D 67/00; B65D 81/36; B65D 81/60; B65D 81/368; B65D 2203/00; B65D 2203/02; A63H 33/16

FIG. 7 is a bottom view thereof;

See application file for complete search history.

FIG. 8 is a perspective view of a second embodiment of a supplement container with surface ornamentation embodying our new design;

FIG. 9 is a front view thereof;

FIG. 10 is a right side view thereof;

FIG. 11 is rear view thereof;

FIG. 12 is a left side view thereof;

FIG. 13 is a top view thereof;

FIG. 14 is a bottom view thereof; and,

FIG. 15 is an additional view showing only the claimed indicia.

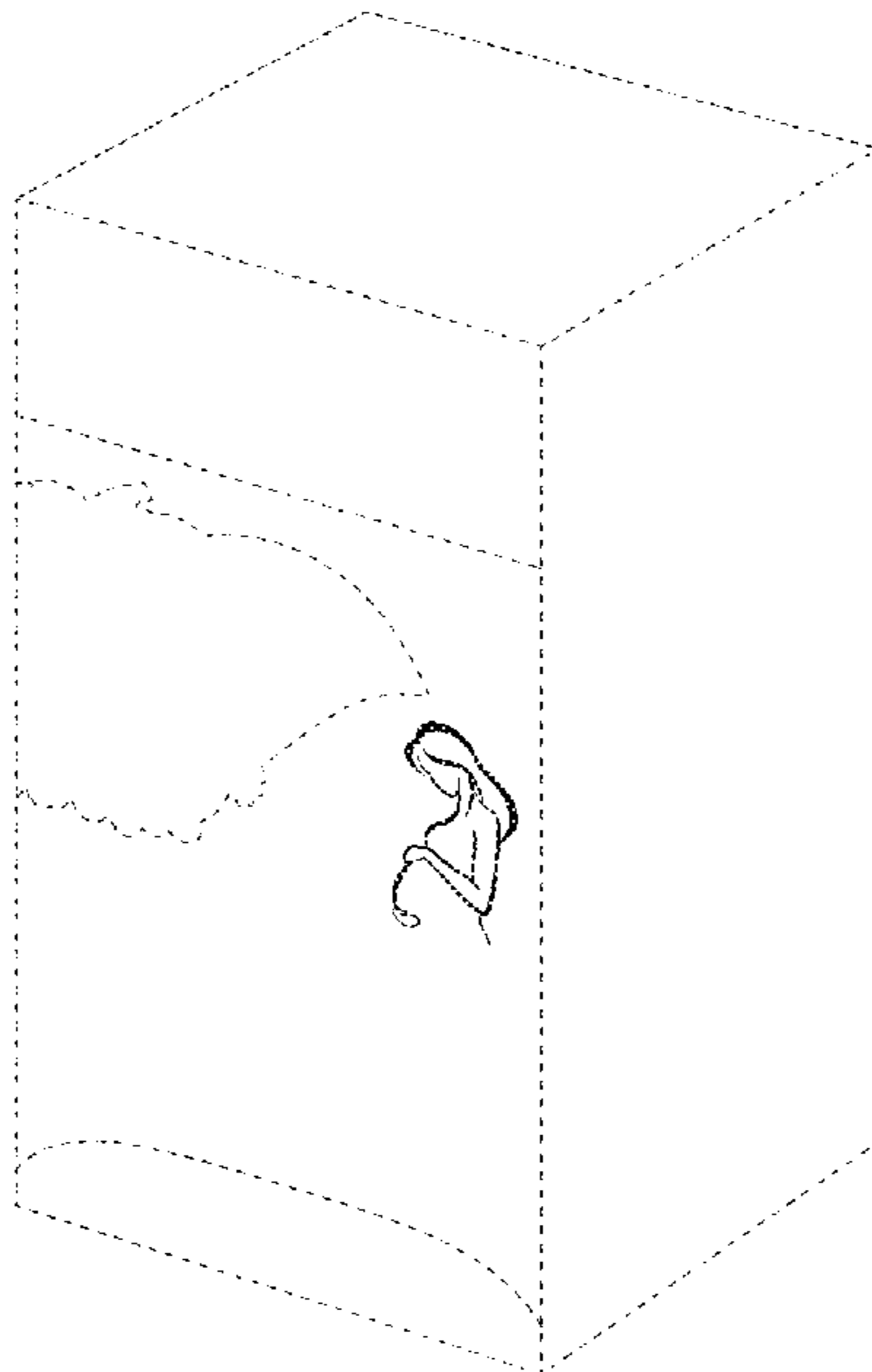
Broken lines are included herein for illustrative purposes only and form no part of the claimed design.

(56) **References Cited**

**U.S. PATENT DOCUMENTS**

D440,403 S \* 4/2001 Sandberg ..... D9/629  
D536,988 S \* 2/2007 Kusumi ..... D9/432  
D576,033 S \* 9/2008 Apple ..... D9/431

**1 Claim, 5 Drawing Sheets**



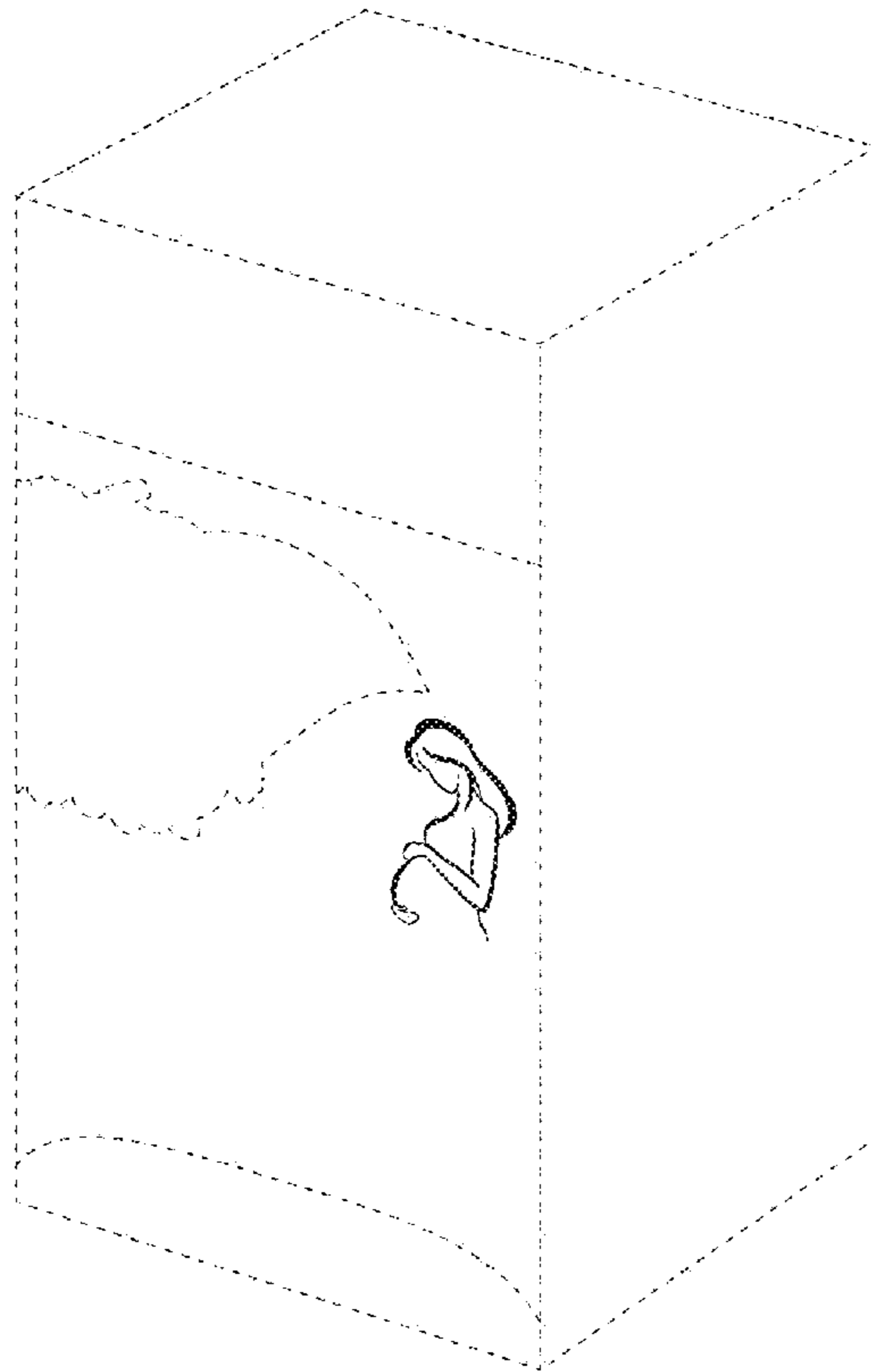


Fig. 1

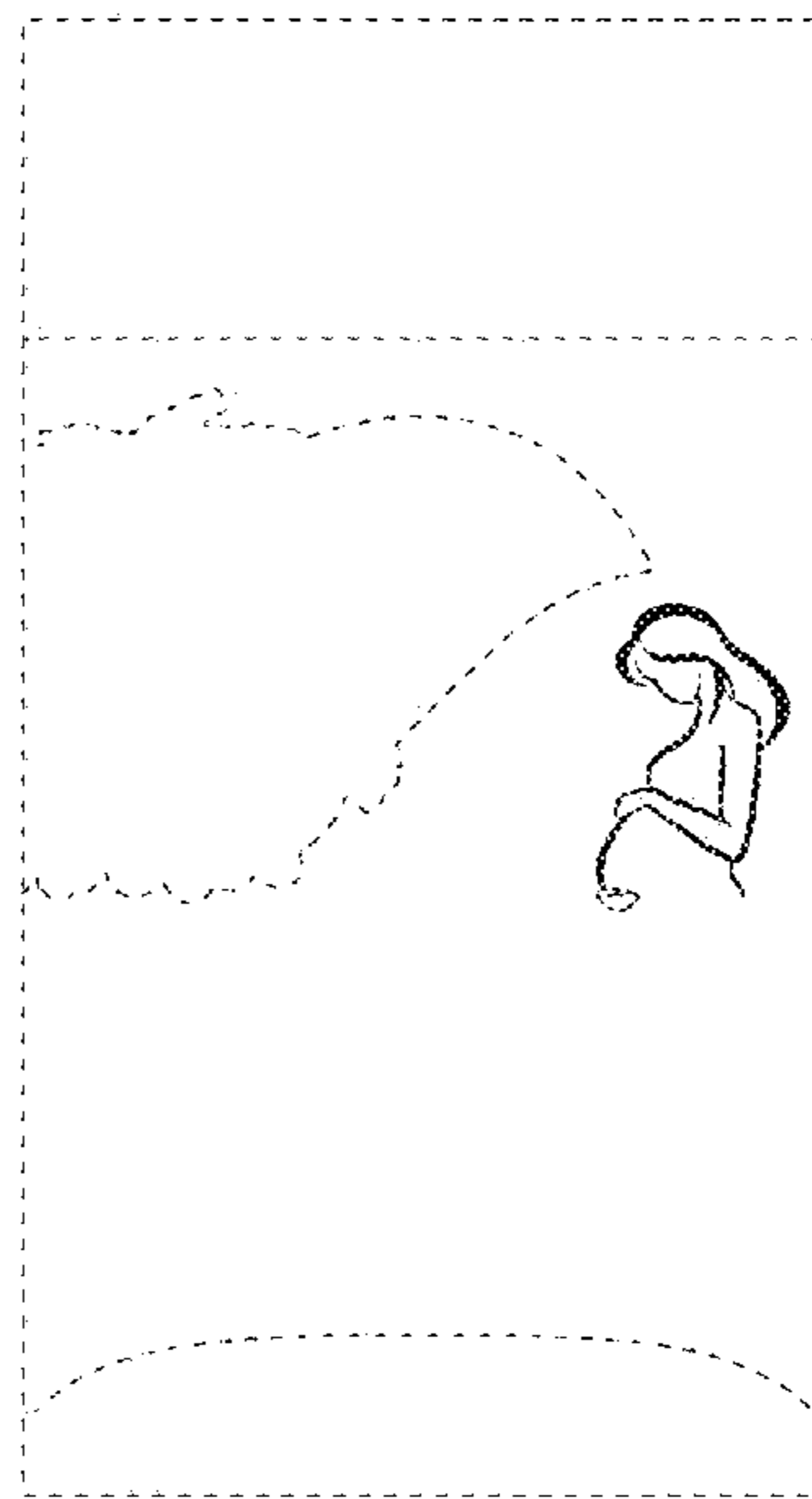


Fig. 2




Fig. 3




Fig. 4




Fig. 5




Fig. 6




Fig. 7

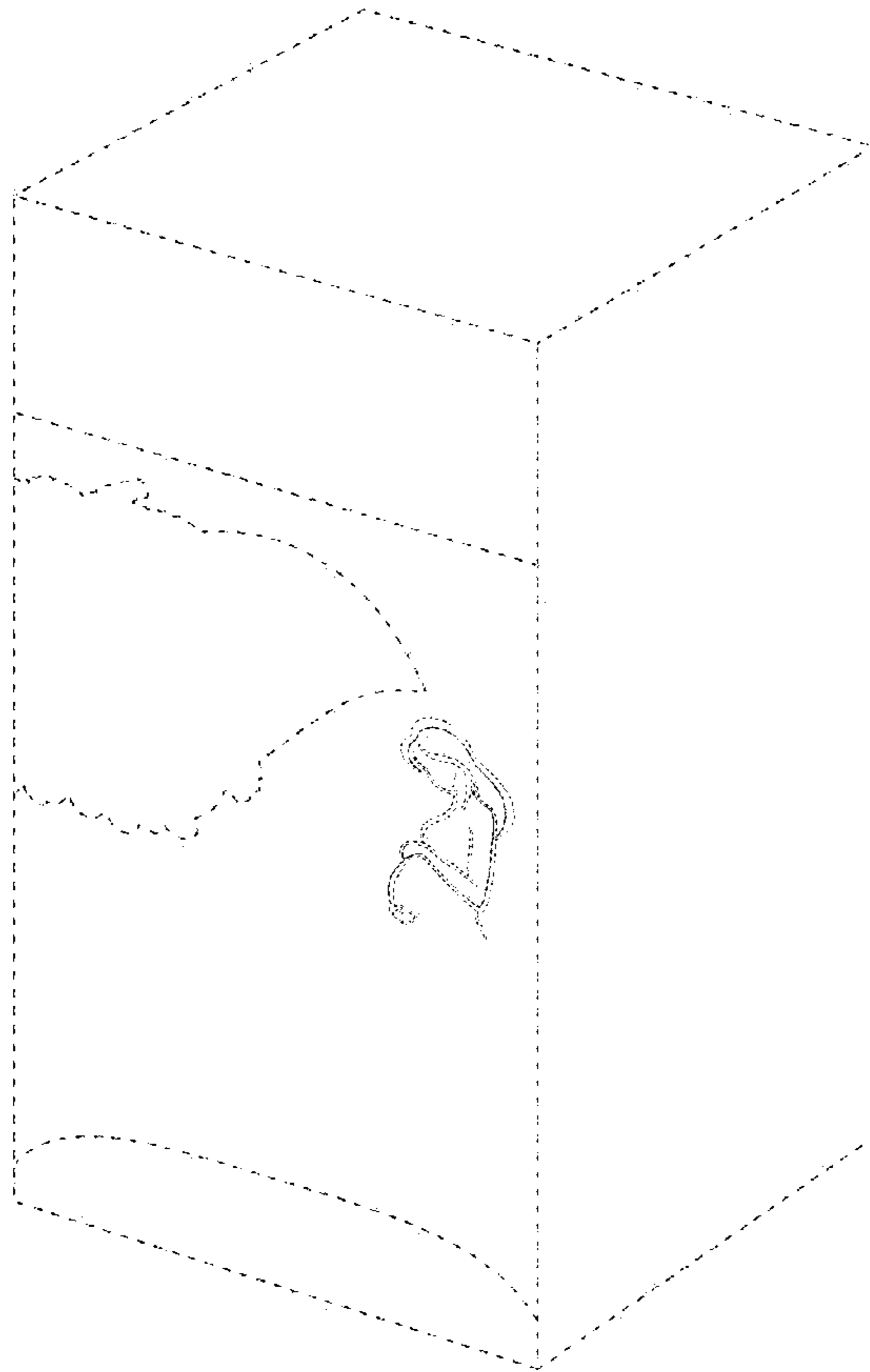


Fig. 8

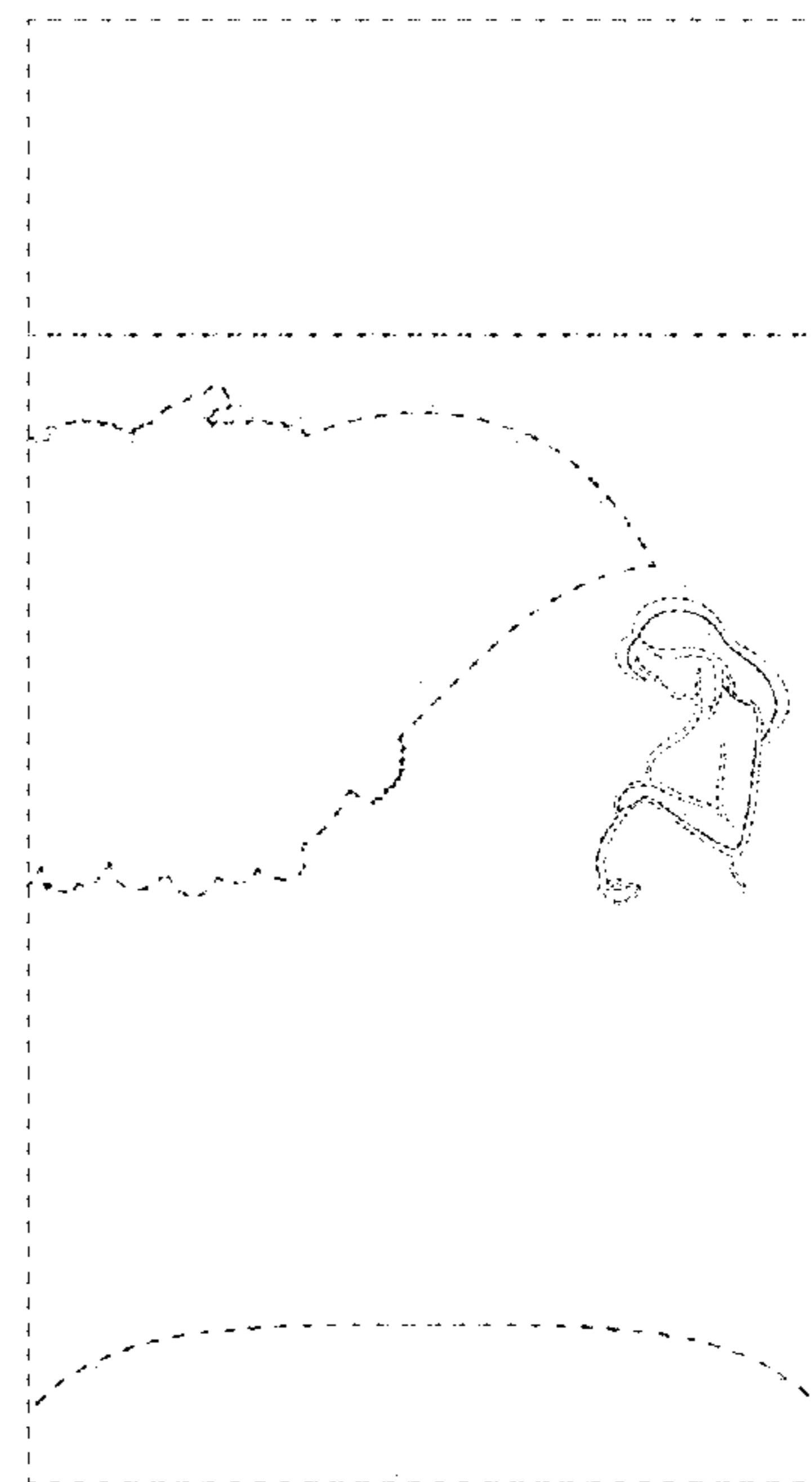


Fig. 9



Fig. 10




Fig. 11




Fig. 12



Fig. 13




Fig. 14

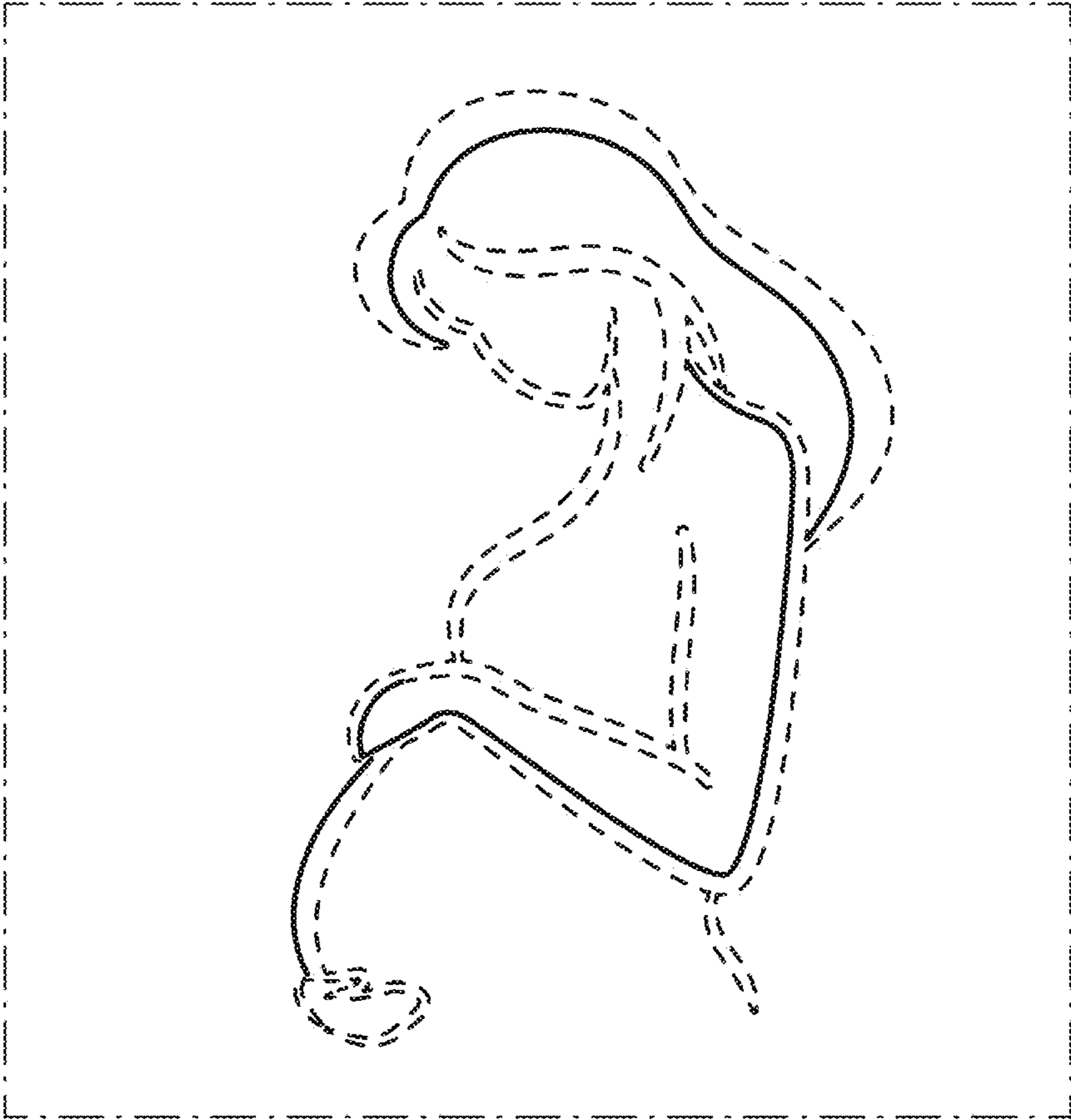


Fig. 15