



US00D762097S

(12) **United States Design Patent**
Le

(10) **Patent No.:** **US D762,097 S**
(45) **Date of Patent:** **** Jul. 26, 2016**

(54) **PADLOCKABLE FOLDING T-HANDLE AND PAN**

(56) **References Cited**

U.S. PATENT DOCUMENTS

(71) Applicant: **S.P.E.P. ACQUISITION CORP.**, Long Beach, CA (US)

2,668,076 A * 2/1954 Troche E05C 1/145
292/336.3
2,763,503 A * 9/1956 Tasch E05C 1/145
292/1

(72) Inventor: **Tam Le**, Santa Ana, CA (US)

(Continued)

(73) Assignee: **S.P.E.P. ACQUISITION CORP.**, Long Beach, CA (US)

Primary Examiner — Derrick Holland

Assistant Examiner — Lauren Calve

(74) *Attorney, Agent, or Firm* — Karish & Bjorgum, PC

(**) Term: **14 Years**

(57) **CLAIM**

The ornamental design for a padlockable folding T-handle and pan, as shown and described.

(21) Appl. No.: **29/526,145**

DESCRIPTION

(22) Filed: **May 6, 2015**

(51) **LOC (10) Cl.** **08-06**

(52) **U.S. Cl.**
USPC **D8/302**

(58) **Field of Classification Search**

USPC D8/300, 301, 302, 306, 313, 336, 337, D8/338, 350, 352; D23/254; 16/110.1; 70/28, 91, 207, 208, 211; 292/131, 292/336.3, 347, DIG. 12, DIG. 30, DIG. 31
CPC ... Y10T 292/57; Y10T 16/44; Y10T 70/5155; Y10T 70/5832; Y10T 292/1047; Y10T 16/458; Y10T 70/5757; Y10T 16/476; Y10T 70/8541; Y10T 70/5765; Y10T 74/20732; Y10T 16/473; Y10T 292/1089; Y10T 292/865; Y10T 70/7305; Y10T 292/097; Y10T 292/0938; Y10T 16/509; Y10T 292/0834; Y10T 292/1014; Y10T 292/0959; Y10T 292/308; Y10T 70/489; Y10T 74/20876; Y10T 70/80; Y10T 74/20828; Y10T 70/8459; Y10T 74/20864; Y10T 292/1064

See application file for complete search history.

FIG. 1 is a front isometric view of a padlockable folding T-handle and pan of the invention.

FIG. 2 is a rear isometric view of the padlockable folding T-handle and pan of FIG. 1.

FIG. 3 is a front view of the padlockable folding T-handle and pan of FIG. 1.

FIG. 4 is a bottom view of the padlockable folding T-handle and pan of FIG. 1.

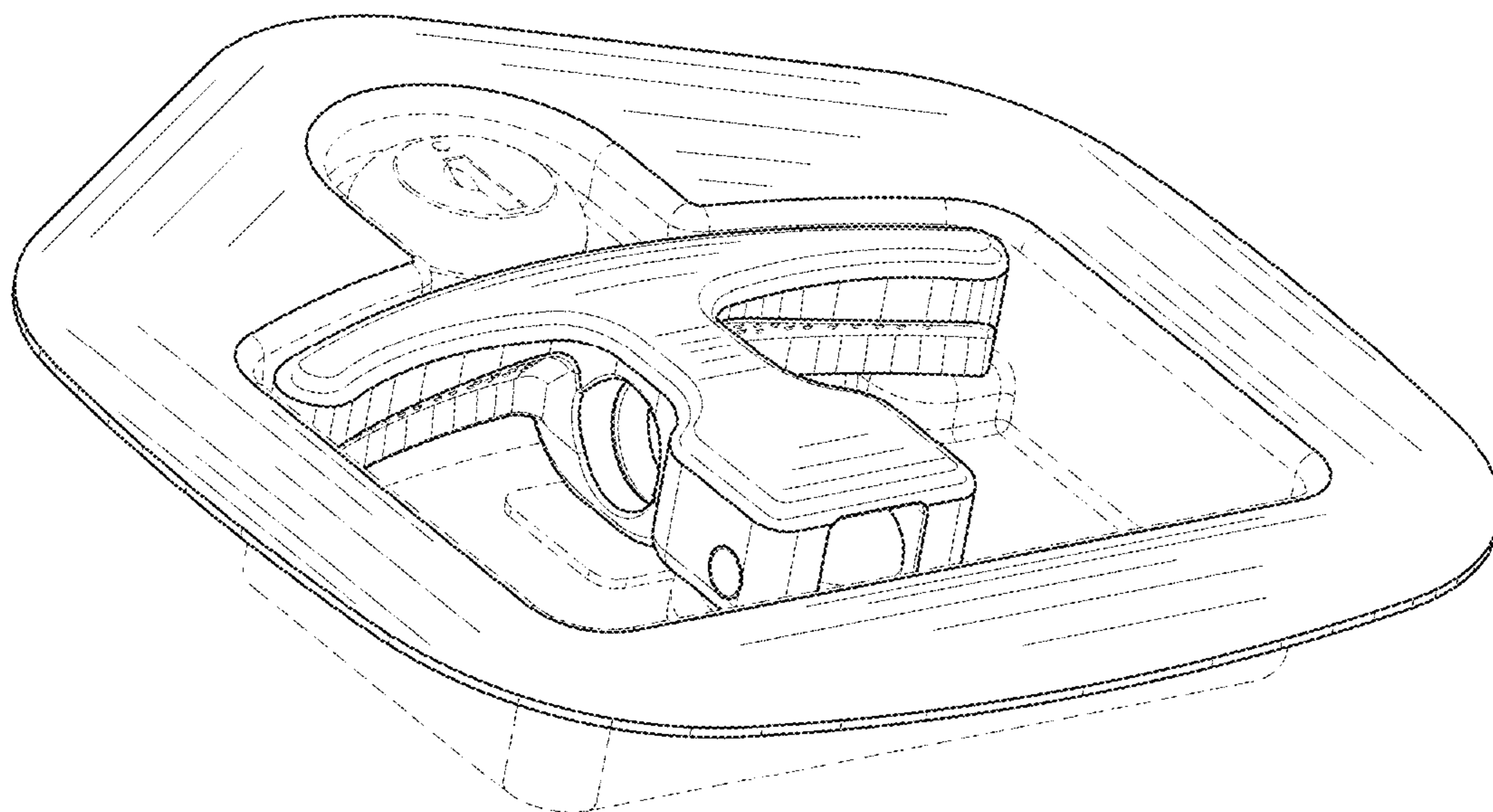
FIG. 5 is a top view of the padlockable folding T-handle and pan of FIG. 1.

FIG. 6 is a left side view of the padlockable folding T-handle and pan of FIG. 1; and,

FIG. 7 is a right side view of the padlockable folding T-handle and pan of FIG. 1.

The broken lines shown represent unclaimed subject matter and form no part of the claimed design.

1 Claim, 4 Drawing Sheets



(56)

References Cited

U.S. PATENT DOCUMENTS

D442,844 S *	5/2001	Mirick	D8/301	D587,558 S *	3/2009	Sarnowski	D8/301
6,623,052 B2 *	9/2003	Hansen	E05B 1/0092 292/336.3	D624,800 S *	10/2010	Burns	D8/301
D505,310 S *	5/2005	Lorusso	D8/302	D624,803 S *	10/2010	Frankham	D8/331
D520,328 S *	5/2006	Hansen	D8/301	D644,911 S *	9/2011	Le	D8/301
D520,851 S *	5/2006	Hansen	D8/306	D654,779 S *	2/2012	Matre	D8/302
D558,556 S *	1/2008	Weinerman	D8/301	D661,172 S *	6/2012	Pickar	D8/301
D567,061 S *	4/2008	Paige	D8/300	D674,678 S *	1/2013	Pickar	D8/302
7,454,933 B1 *	11/2008	Paige	E05B 1/0092 292/207	D694,087 S *	11/2013	Burns	D8/302
					D738,701 S *	9/2015	Weinerman	D8/331
					2002/0112511 A1 *	8/2002	Molzer	E05B 1/0092 70/208

* cited by examiner

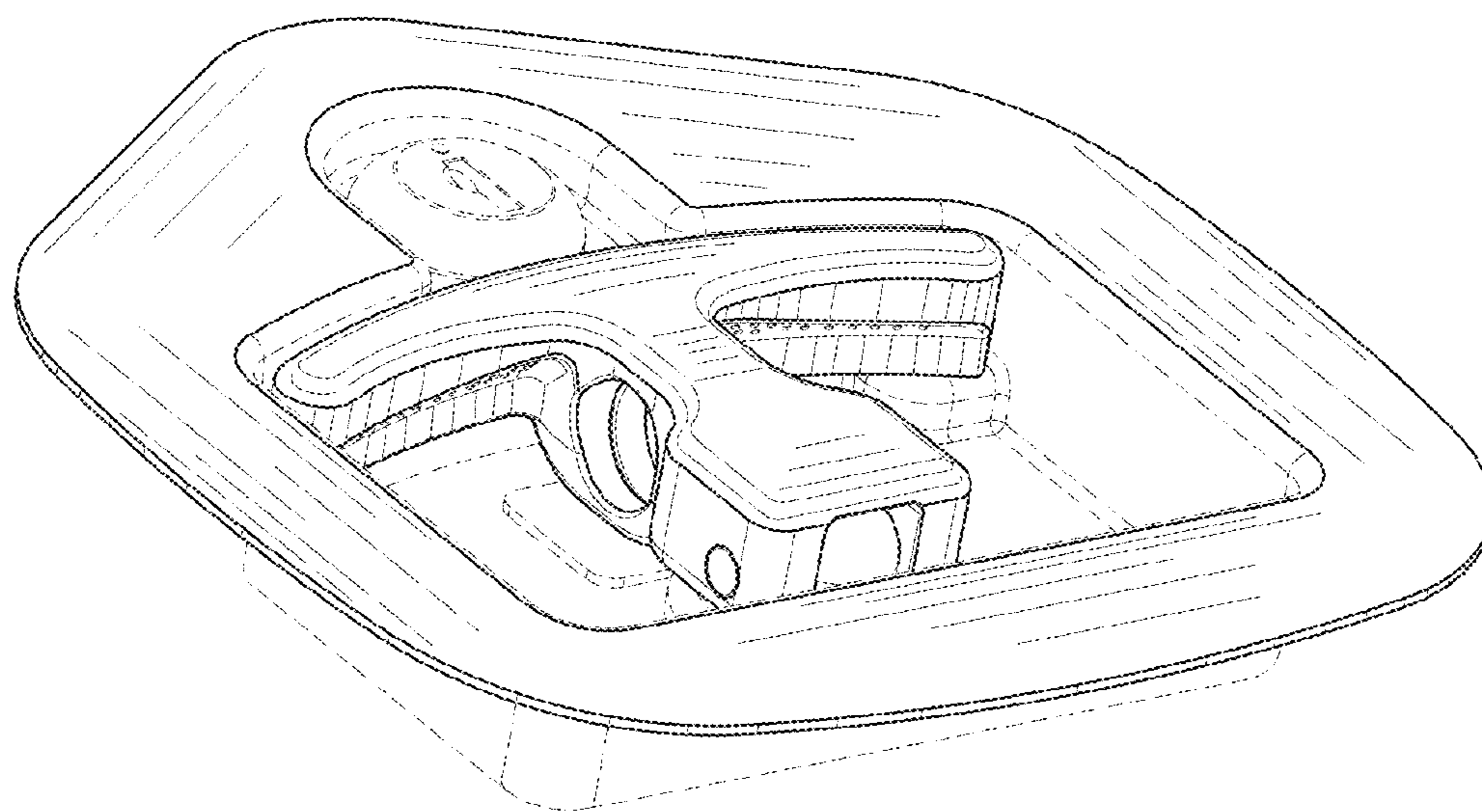


FIG. 1

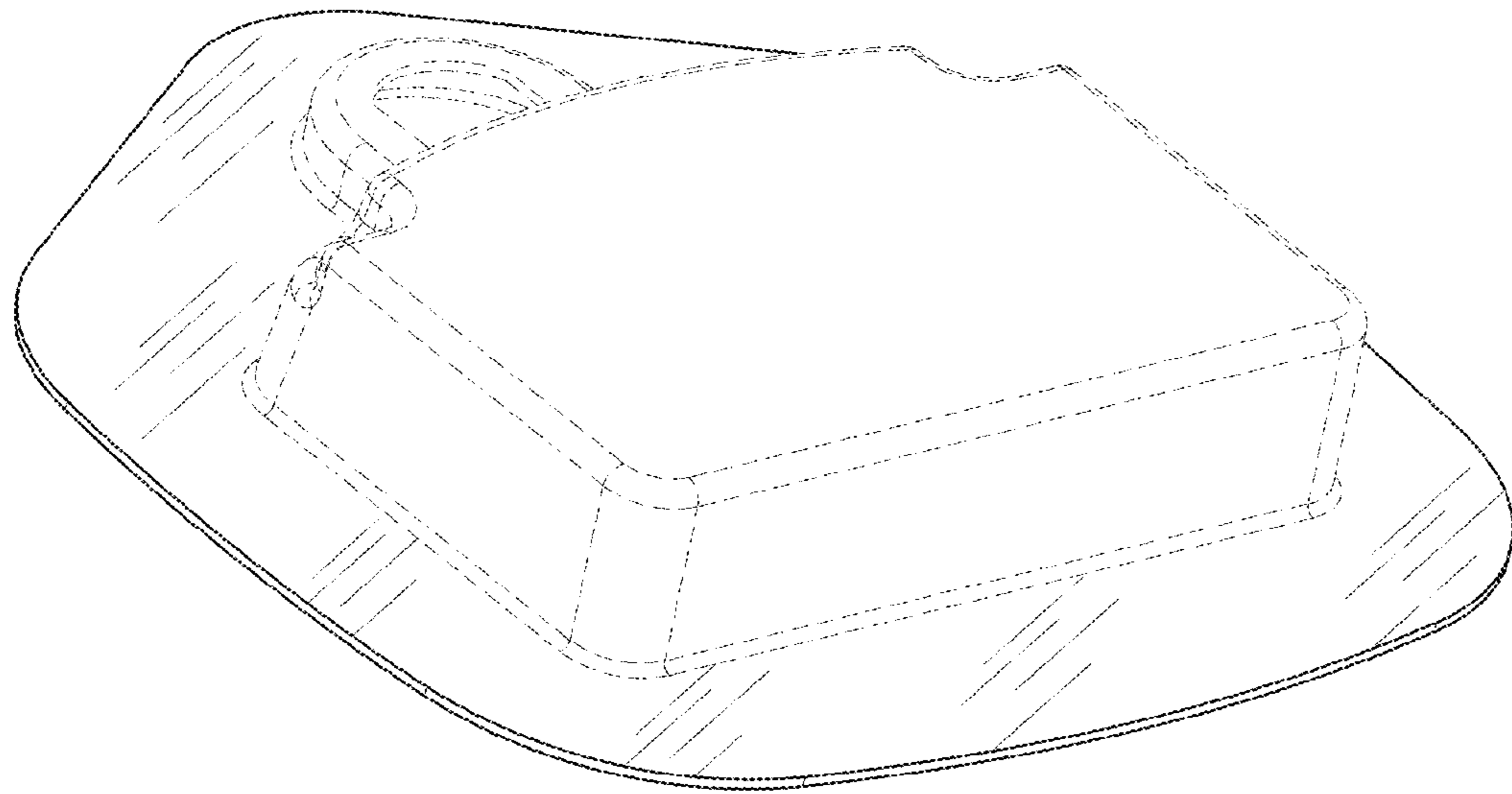


FIG. 2

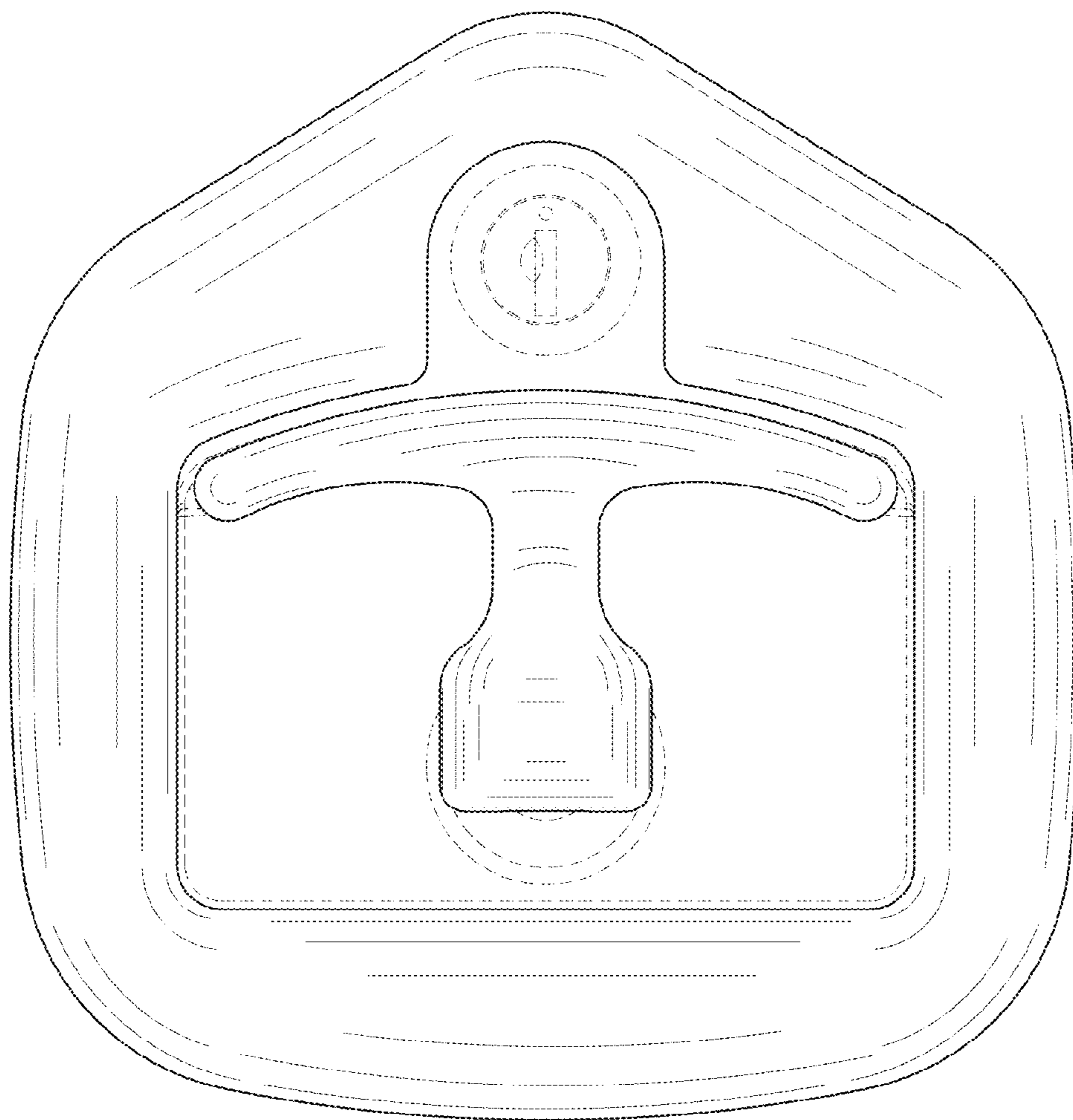


FIG. 3




FIG. 4




FIG. 5

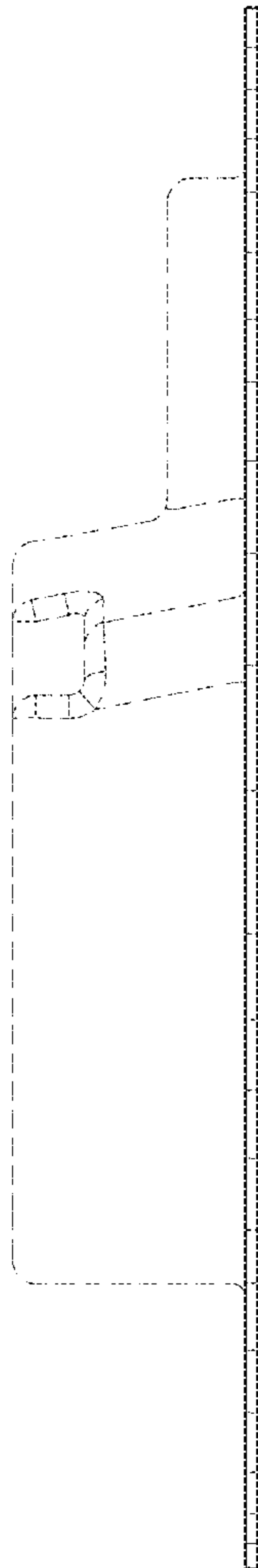


FIG. 6

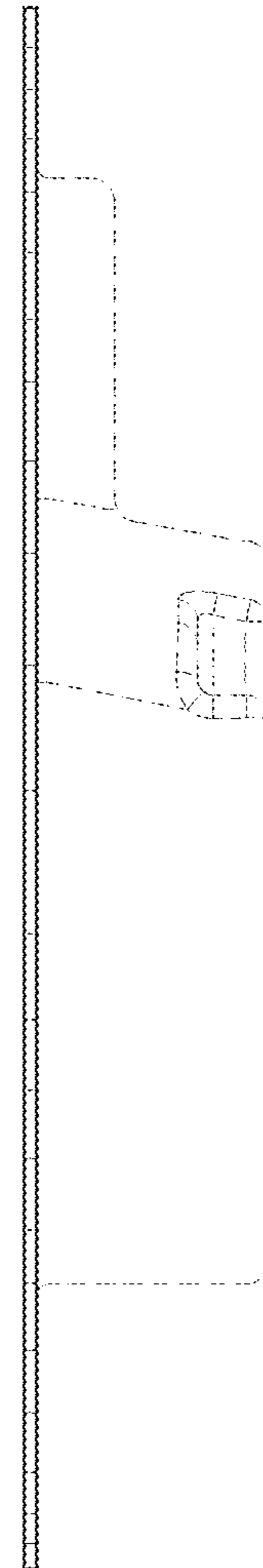


FIG. 7