



US00D762066S

(12) **United States Design Patent**  
**Allen et al.**

(10) **Patent No.:** **US D762,066 S**  
(45) **Date of Patent:** **\*\* Jul. 26, 2016**

- (54) **COLLAPSIBLE STORAGE BOX**
- (71) Applicant: **WAX STACKS, LLC**, Layton, UT (US)
- (72) Inventors: **Nathan Todd Allen**, Ogden, UT (US);  
**Nathan Malan Mansfield**, Layton, UT (US); **Jeremy Russell Stander**, Layton, UT (US)
- (73) Assignee: **WAX STACKS, LLC**, Layton, UT (US)
- (\*\*) Term: **15 Years**
- (21) Appl. No.: **29/546,184**
- (22) Filed: **Nov. 19, 2015**

D569,619 S *	5/2008	Kent	.....	D3/304
8,297,442 B1 *	10/2012	Byron	.....	B65D 1/22 206/503
D672,960 S *	12/2012	Turner	.....	D3/304
D704,285 S *	5/2014	Zucca	.....	D21/699
D711,103 S *	8/2014	Wu	.....	D3/277
D722,946 S *	2/2015	Armstrong	.....	D12/407
D733,426 S *	7/2015	Haas	.....	D3/272
D746,590 S *	1/2016	Allen	.....	D3/304
2007/0017916 A1 *	1/2007	Sabancı	.....	B65D 11/1833 220/7
2013/0106273 A1 *	5/2013	Levy	.....	B41F 13/0024 312/351.1
2016/0000220 A1 *	1/2016	Devos	.....	A47B 47/042 403/363

\* cited by examiner

*Primary Examiner* — Kelley Donnelly

(74) *Attorney, Agent, or Firm* — Seth Black; Black IP, PLLC

**Related U.S. Application Data**

- (63) Continuation of application No. 29/504,724, filed on Oct. 8, 2014, now Pat. No. Des. 746,590.
- (51) **LOC (10) Cl.** ..... **03-01**
- (52) **U.S. Cl.**  
USPC ..... **D3/304**
- (58) **Field of Classification Search**  
USPC ..... D3/304–205, 307–309, 311–312,  
D3/314–315; 206/521, 521.1, 503, 506  
CPC ..... A47J 2201/00; B65D 43/162  
See application file for complete search history.

(57) **CLAIM**

The ornamental design for a collapsible storage box, as shown and described.

**DESCRIPTION**

FIG. 1 is a perspective view of a collapsible storage box showing our new design;  
 FIG. 2 is an exploded view thereof;  
 FIG. 3 is a front elevational view thereof, the rear elevational view being identical;  
 FIG. 4 is a right side elevational view thereof, the left side elevational view being identical; and,  
 FIG. 5 is a top plan view thereof, the bottom plan view being identical.

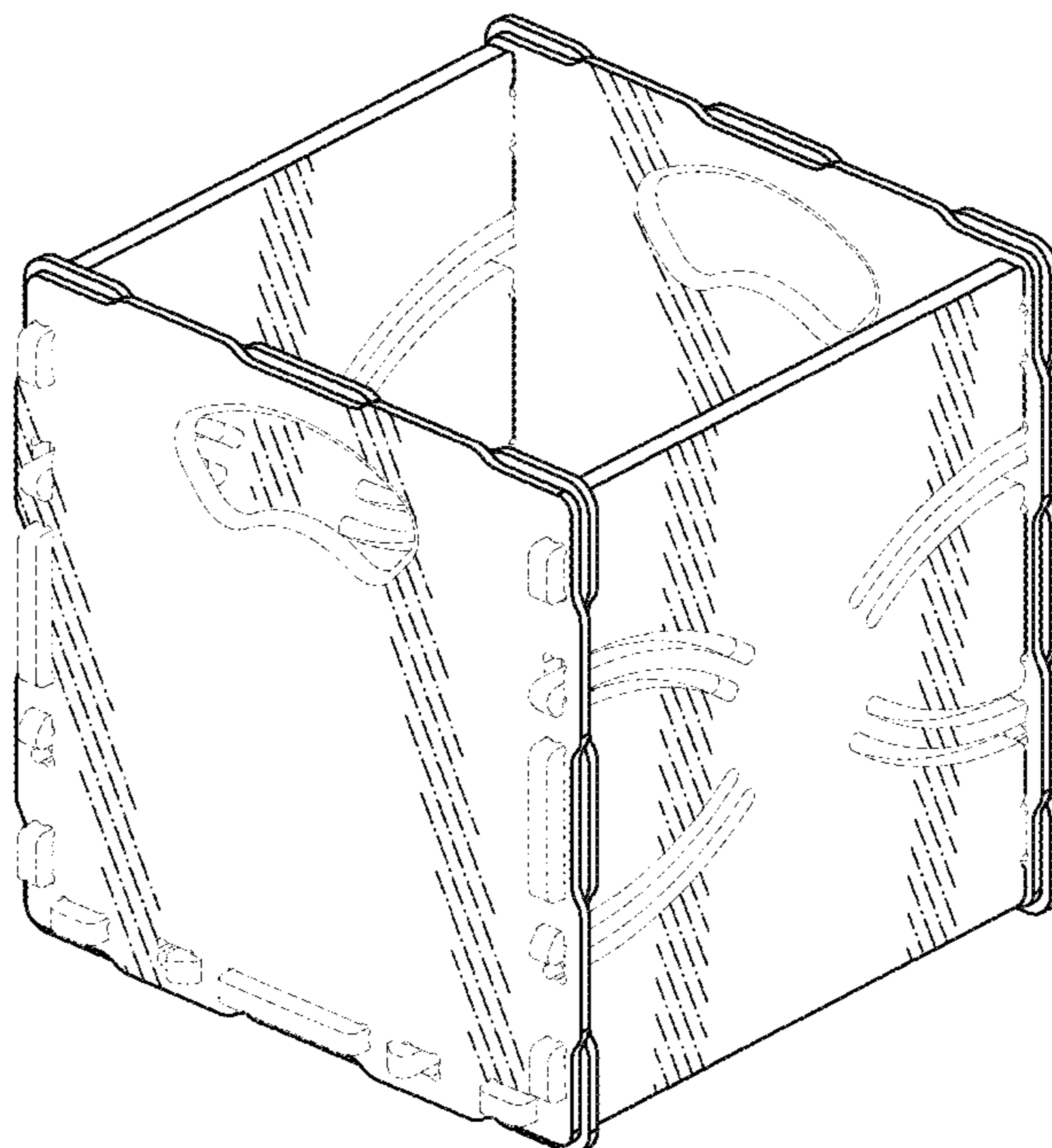
Any broken lines are for illustrative purposes only and form no part of the claimed design.

(56) **References Cited**

**U.S. PATENT DOCUMENTS**

D372,583 S *	8/1996	Brightbill	.....	D3/312
D380,088 S *	6/1997	Kolada	.....	D3/312
D549,455 S *	8/2007	Kent	.....	D3/304
7,293,785 B2 *	11/2007	Bush	.....	B62B 3/16 280/47.34

**1 Claim, 5 Drawing Sheets**



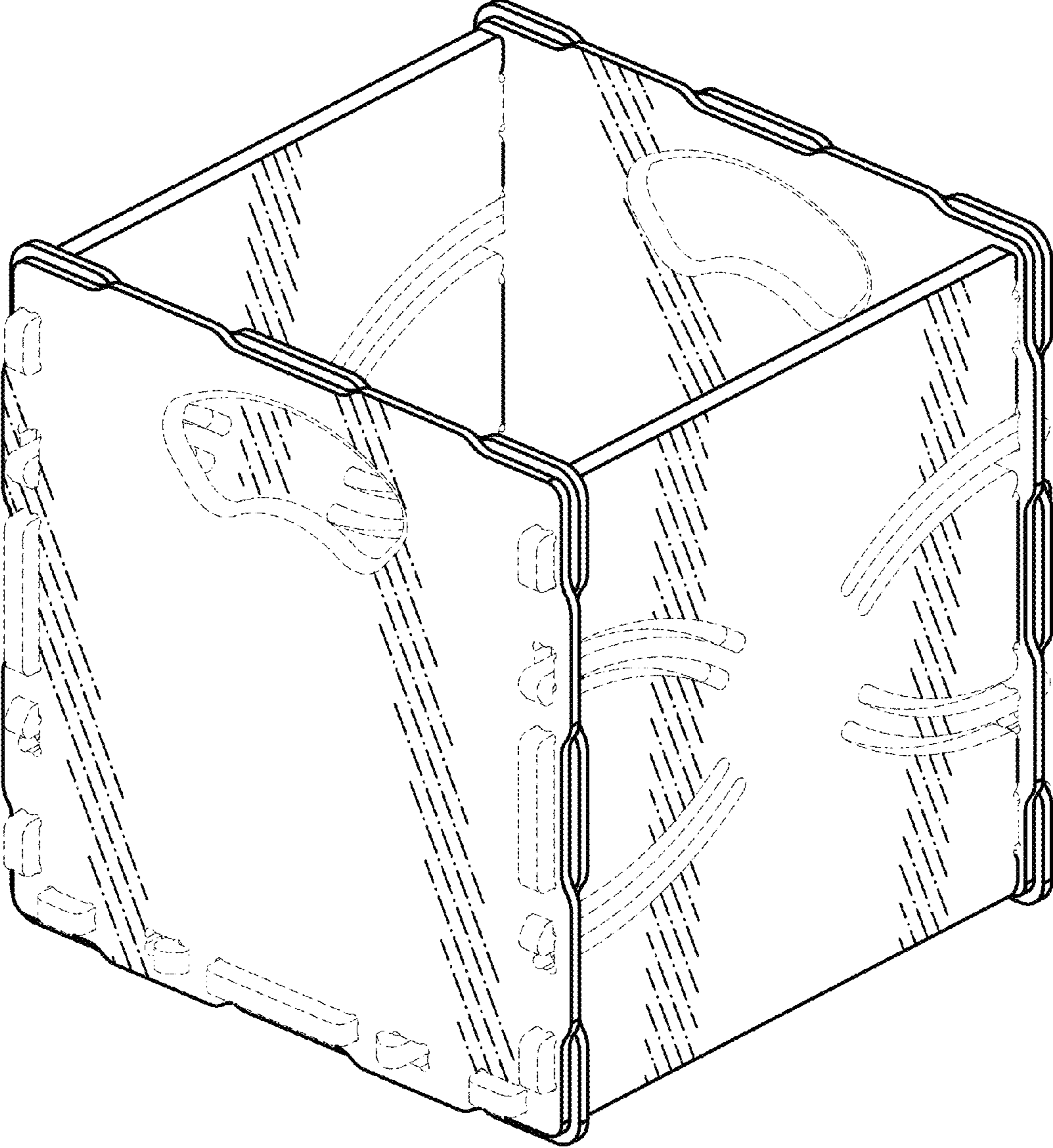


FIG. 1

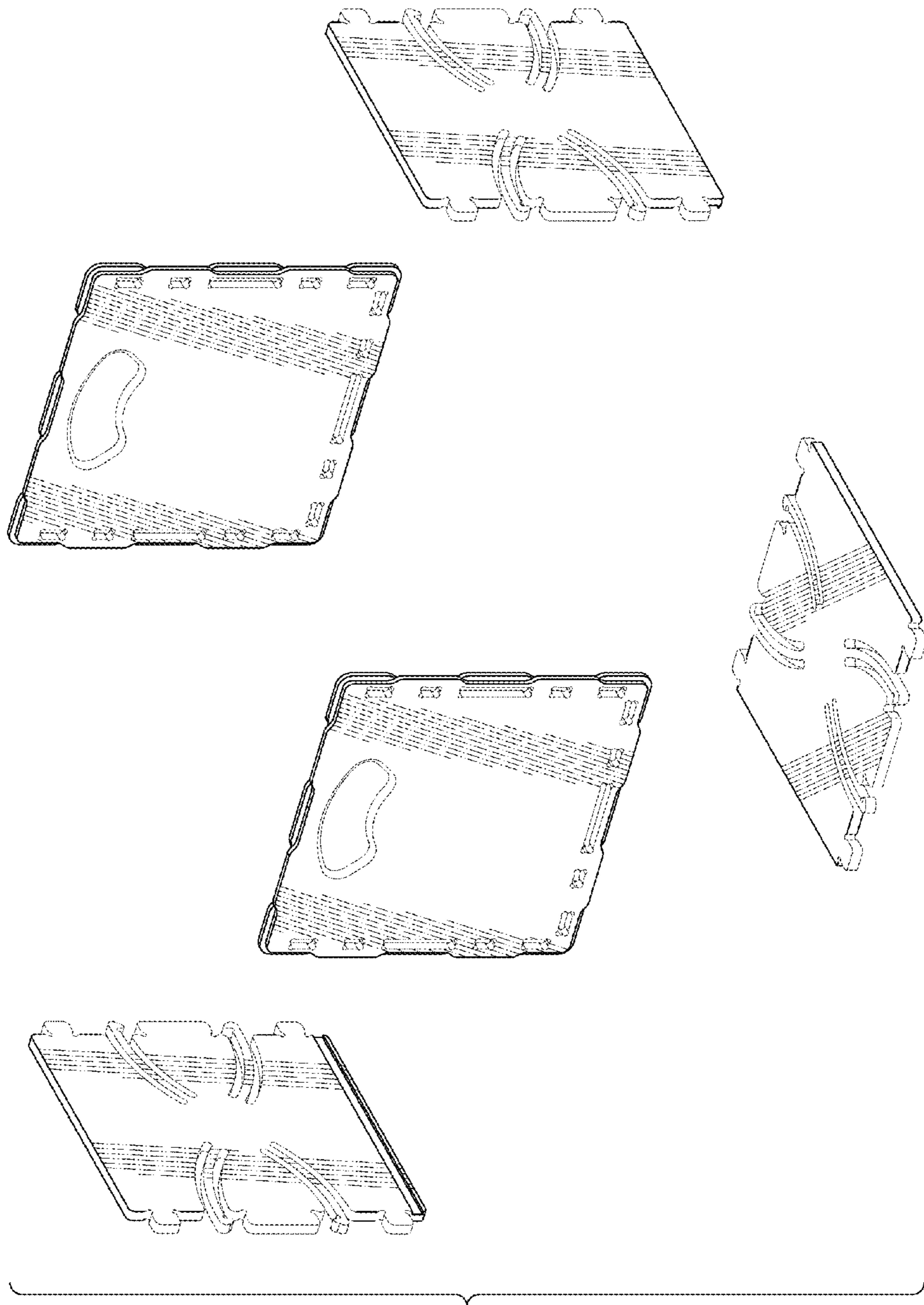


FIG. 2



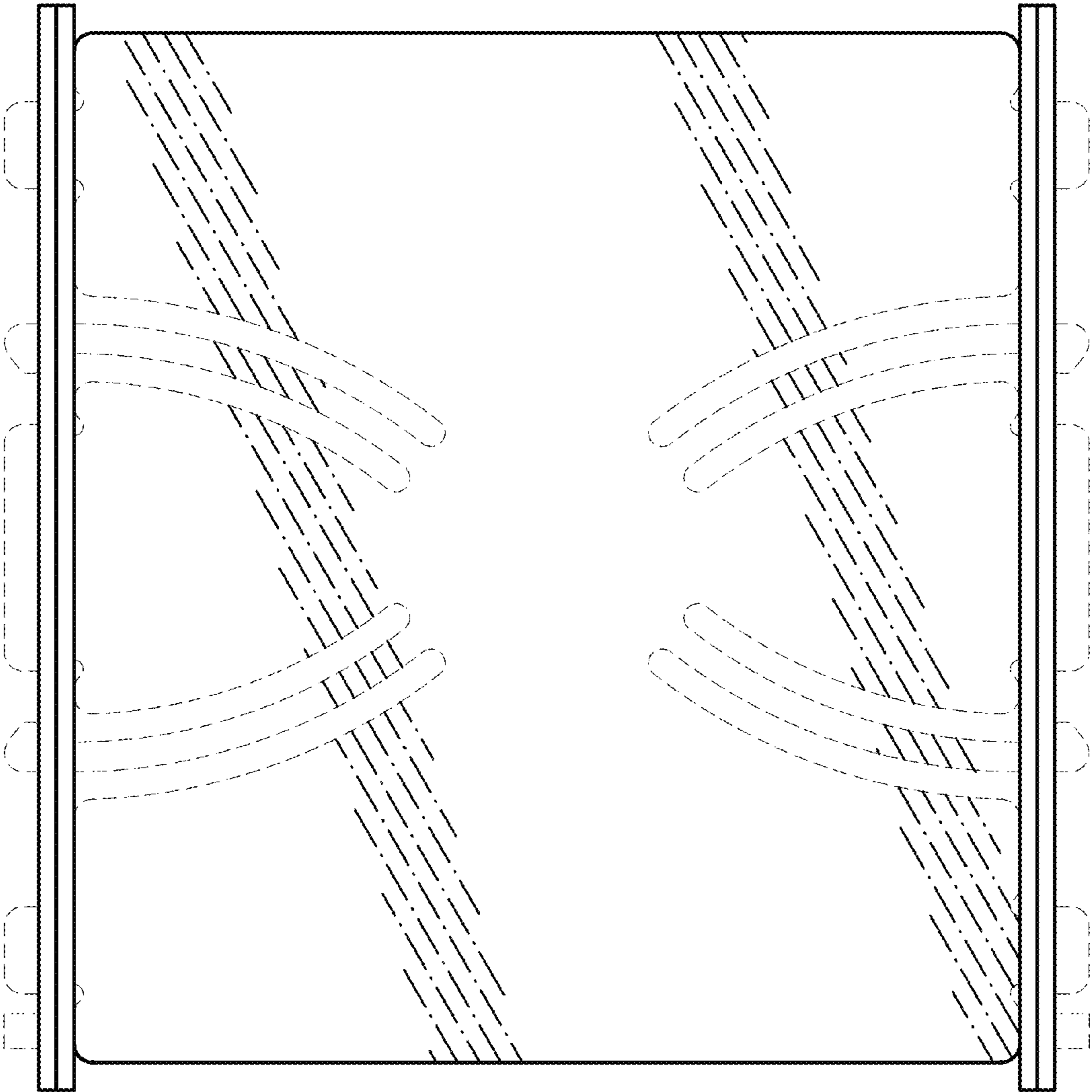


FIG. 3

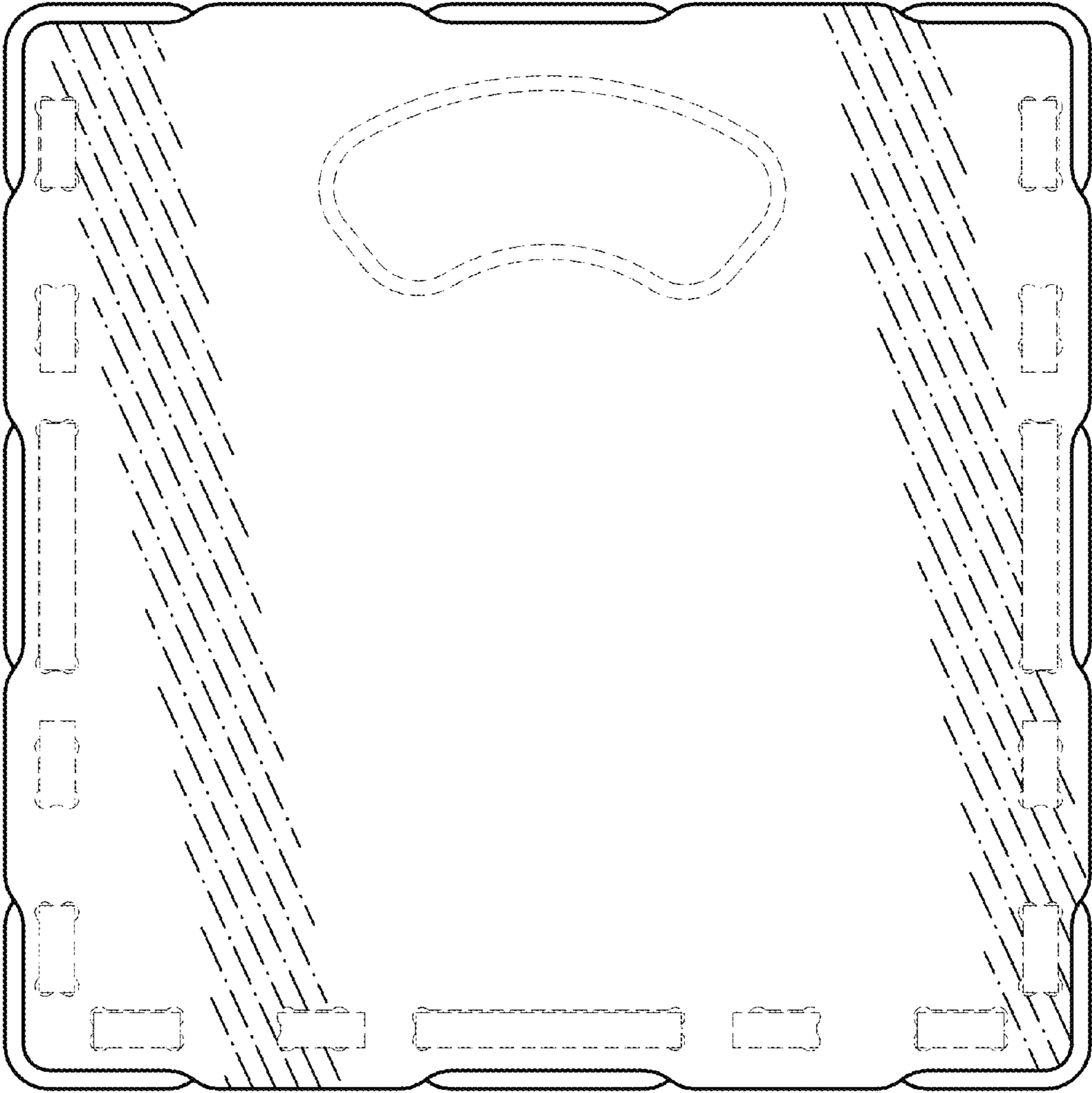


FIG. 4

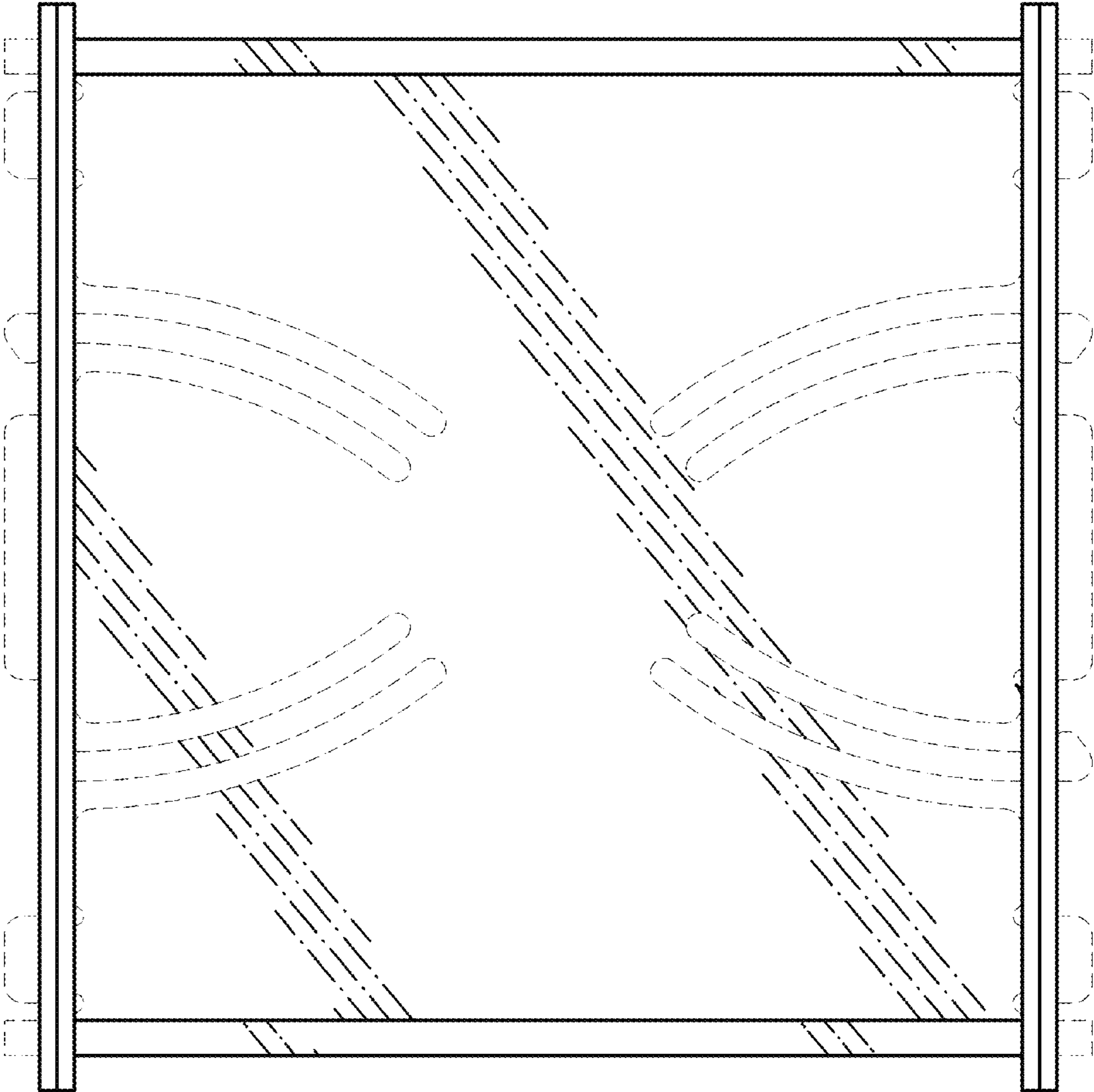


FIG. 5