



US00D762053S

(12) **United States Design Patent**
Takahashi

(10) **Patent No.:** **US D762,053 S**
(45) **Date of Patent:** **** Jul. 26, 2016**

(54) **FOOTWEAR INSOLE**

(71) Applicant: **Tsuyoshi Takahashi**, Gunma (JP)

(72) Inventor: **Tsuyoshi Takahashi**, Gunma (JP)

(**) Term: **14 Years**

(21) Appl. No.: **29/477,325**

(22) Filed: **Dec. 20, 2013**

(30) **Foreign Application Priority Data**

Jun. 21, 2013 (JP) 2013-014108

Jun. 21, 2013 (JP) 2013-014109

(51) **LOC (10) Cl.** **02-04**

(52) **U.S. Cl.**
USPC **D2/961**

(58) **Field of Classification Search**
USPC D2/896, 946, 947, 961, 968, 976;
36/83, 88, 89, 91, 92, 93, 25 R, 28, 29,
36/30 R, 30 A, 32 R, 34 R, 35 R, 34 A, 43,
36/44, 145, 153, 155, 71; D24/124, 126,
D24/189

CPC A43B 7/14; A43B 7/1405; A43B 7/141;
A43B 7/1415; A43B 7/142; A43B 7/1425;
A43B 7/143; A43B 7/1435; A43B 7/144;
A43B 7/145; A43B 7/1455; A43B 7/146;
A43B 7/1465; A43B 7/1475; A43B 7/148;
A43B 7/1485; A43B 7/149; A43B 7/28;
A43B 7/30; A43B 7/32; A43B 13/00; A43B
13/02; A43B 13/04; A43B 13/14; A43B
13/141; A43B 13/40; A43B 13/38; A43B
9/00; A43B 9/125; A43B 17/00; A43B
17/003; A43B 17/006; A43B 17/03; A43B
17/02; A43B 17/14; A43B 5/0405; A43B
5/0407; A43B 17/026; A43B 21/32

See application file for complete search history.

(56) **References Cited**

U.S. PATENT DOCUMENTS

2,121,176 A *	6/1938	Shain	A43B 7/142 12/146 M
3,253,601 A *	5/1966	Scholl	A43B 1/00 36/153
D297,381 S *	8/1988	Sugiyama	D2/961
D324,761 S *	3/1992	Soo-Kwan	D2/961
D366,140 S *	1/1996	Finn	D2/961
D371,894 S *	7/1996	Gay	D2/961
D396,341 S *	7/1998	Lozano	D2/961
D397,238 S *	8/1998	Lozano	D2/961
D414,024 S *	9/1999	Kress	D2/961

(Continued)

Primary Examiner — Elizabeth J Oswecki

(74) *Attorney, Agent, or Firm* — Muncy, Geissler, Olds & Lowe, P.C.

(57) **CLAIM**

The ornamental design for a footwear insole, as shown and described.

DESCRIPTION

FIG. 1 is a front view of a footwear insole for a right foot showing my new design;

FIG. 2 is a back view thereof;

FIG. 3 is a top plan view thereof;

FIG. 4 is a bottom plan view thereof;

FIG. 5 is a right side view thereof;

FIG. 6 is a left side view thereof;

FIG. 7 is a cross sectional view thereof, taken along line VII-VII in FIG. 3;

FIG. 8 is a cross sectional view thereof, taken along line VIII-VIII in FIG. 3;


FIG. 9 is a perspective view thereof; and,

FIG. 10 is a cross sectional view thereof, taken along line X-X in FIG. 3.

The footwear insole for the left foot is a mirror image of the footwear insole for the right foot.

The broken line showing is included for the purpose of illustrating and forms no part of the claimed design.

1 Claim, 5 Drawing Sheets



(56)

References Cited

U.S. PATENT DOCUMENTS

D418,666 S *	1/2000	Brown	D2/961	D545,532 S *	7/2007	Sawtelle	D2/947
D422,782 S *	4/2000	Kress	D2/961	D572,449 S *	7/2008	Ringholz	D2/917
D432,769 S *	10/2000	Yung	D2/961	D580,640 S *	11/2008	Wurzburg	D2/946
D487,185 S *	3/2004	Grisoni	D2/961	D615,742 S *	5/2010	Vasyli	D2/961
D490,970 S *	6/2004	Bray, Jr.	D2/961	D623,837 S *	9/2010	McDonnell	D2/961
D513,358 S *	1/2006	Amado	D2/946	D625,501 S *	10/2010	Lidtke	D2/961
D531,790 S *	11/2006	Wurzburg	D2/961	D632,468 S *	2/2011	Meador	D2/947
D533,336 S *	12/2006	Walker	D2/961	D655,076 S *	3/2012	Rosenberg	D2/961
D535,811 S *	1/2007	Dananberg	D2/961	D669,674 S *	10/2012	Vidal	D2/961
					D722,754 S *	2/2015	Vasyli	D2/961
					D722,757 S *	2/2015	Vasyli	D2/961
					D729,509 S *	5/2015	Lee	D2/961

* cited by examiner

Fig. 1




Fig. 2




FIG.3

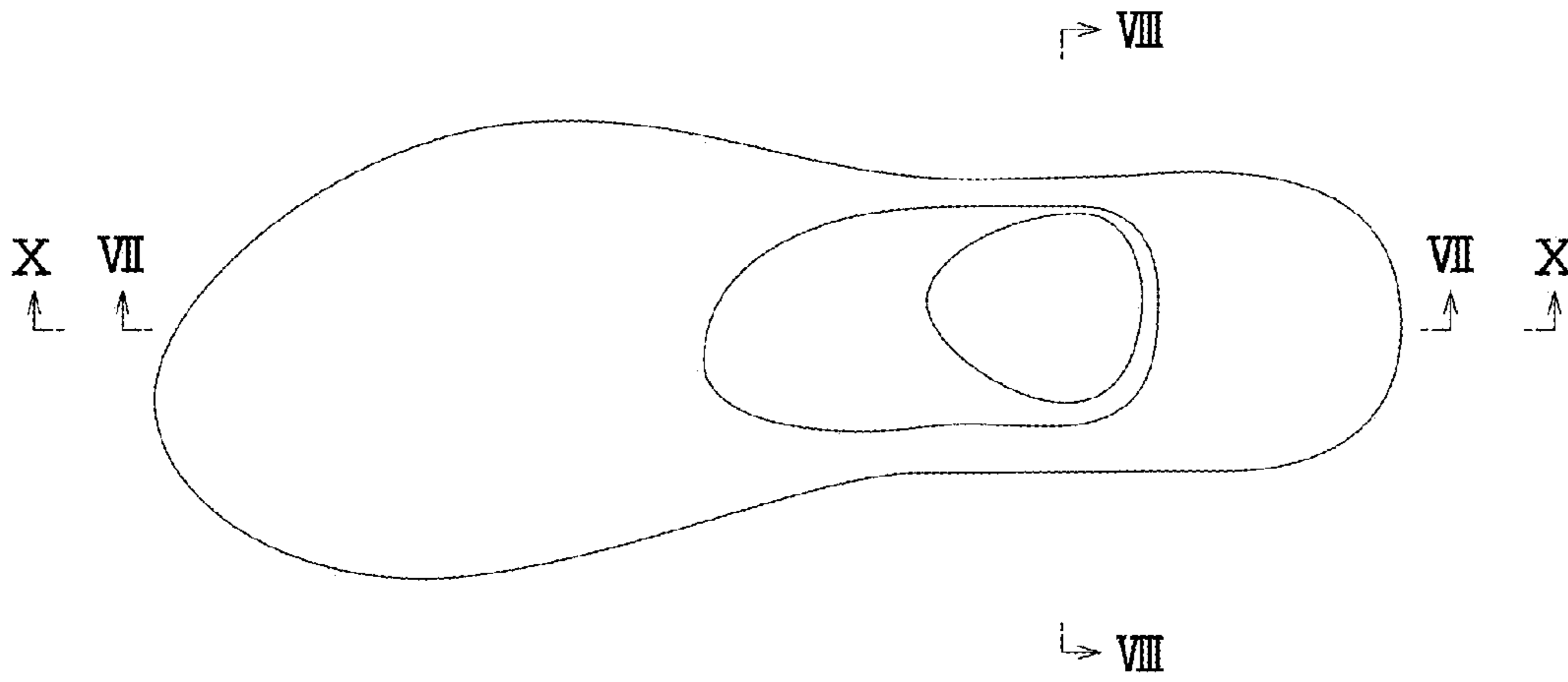


FIG.4




Fig. 5




Fig. 6




Fig. 7

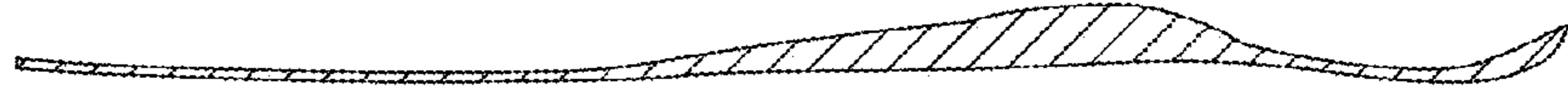


Fig. 8




FIG. 9




FIG. 10

