



US00D762028S

(12) **United States Design Patent**
Rodrigues et al.

(10) **Patent No.:** **US D762,028 S**
(45) **Date of Patent:** **** Jul. 19, 2016**

(54) **AGITATOR TOWER FOR WASHING MACHINE**

(71) Applicant: **Whirlpool S.A.**, São Paulo - SP (BR)

(72) Inventors: **Diogo Matos Rodrigues**, Belo Horizonte (BR); **Aliander Filgueiras Da Silva**, Rio Claro (BR)

(73) Assignee: **Whirlpool S.A.**, Sao Paulo (BR)

(**) Term: **14 Years**

(21) Appl. No.: **29/488,192**

(22) Filed: **Apr. 16, 2014**

(30) **Foreign Application Priority Data**

Oct. 18, 2013 (BR) 30 2013 005376 8

(51) **LOC (10) Cl.** **15-05**

(52) **U.S. Cl.**
USPC **D32/26**

(58) **Field of Classification Search**
USPC D32/1, 5-6, 25-26
CPC D06F 39/12; D06F 13/00; D06F 13/02;
D06F 13/04; D06F 13/06
See application file for complete search history.

(56) **References Cited**

U.S. PATENT DOCUMENTS

- D267,672 S * 1/1983 Ohmann D32/26
- 4,417,457 A * 11/1983 Brenner D06F 39/024
68/17 A
- 4,478,059 A * 10/1984 Yates D06F 39/02
68/17 A
- 4,656,844 A * 4/1987 Mulder D06F 39/024
403/341
- D300,969 S * 5/1989 Bergeson 68/134
- D314,263 S * 1/1991 Mueller D32/26

- 5,113,542 A * 5/1992 Pastryk D06F 35/006
68/17 A
- 5,359,744 A * 11/1994 Kimball D06F 39/024
68/17 R
- D357,561 S * 4/1995 Kropf D32/26
- 5,440,903 A * 8/1995 Kropf D06F 17/10
68/134
- 5,500,967 A * 3/1996 Wilson D06F 39/024
68/17 A
- 5,611,221 A * 3/1997 Tremel D06F 13/02
192/46
- D381,140 S * 7/1997 Pinkowski D32/26
- D477,697 S * 7/2003 Bullock D32/26
- D485,401 S * 1/2004 Griffith D32/26
- D485,654 S * 1/2004 Clark D32/26
- D665,047 S * 8/2012 Hofken D23/207

* cited by examiner

Primary Examiner — T. Chase Nelson

Assistant Examiner — Michelle E Wilson

(74) *Attorney, Agent, or Firm* — Brian J. Colandreo, Esq.;
Jeffrey T. Placker, Esq.; Holland & Knight LLP

(57) **CLAIM**

The ornamental design for an agitator tower for washing machine, as shown and described.

DESCRIPTION

FIG. 1 is a perspective view of the new design applied for the agitator tower for washing machine in accordance to the present industrial design.

FIG. 2 is a front view thereof, which is equivalent to the rear image thereof;

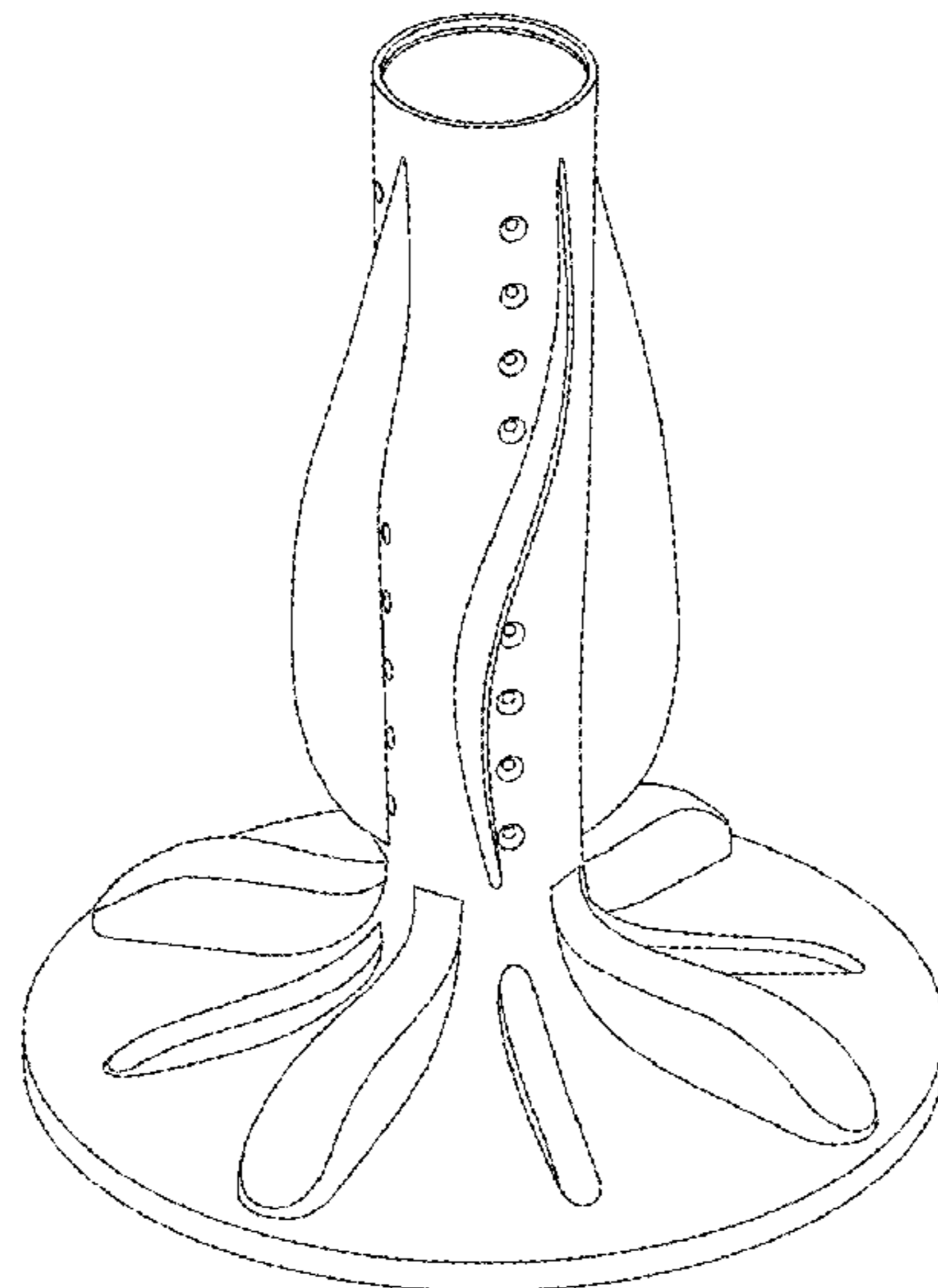
FIG. 3 is a side view thereof;

FIG. 4 is a top view thereof; and,

FIG. 5 is a bottom view thereof.

The broken lines are included for the purpose of illustrating portions of the agitator tower for a washing machine that form no part of the claimed design.

1 Claim, 3 Drawing Sheets



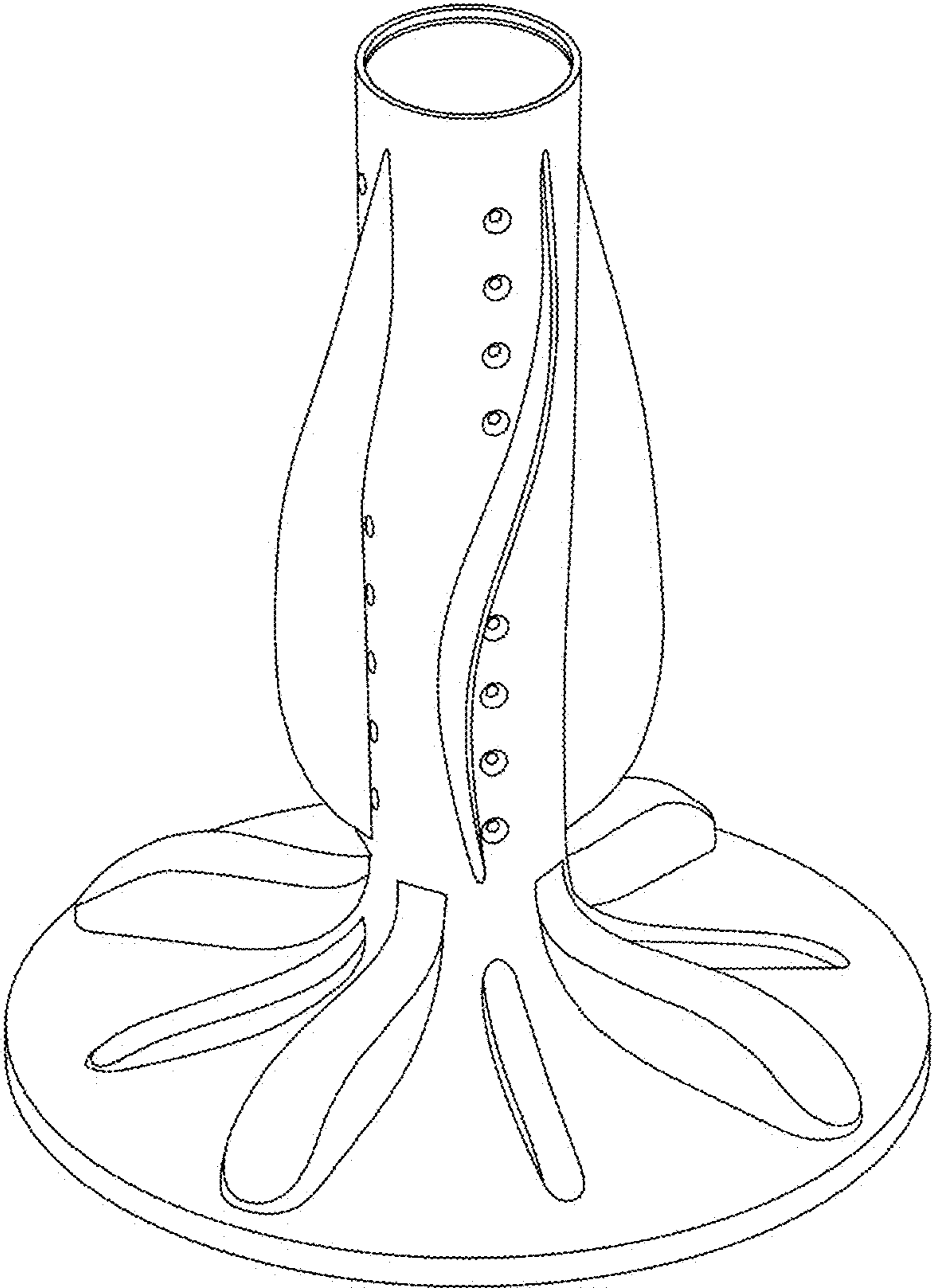


FIG. 1

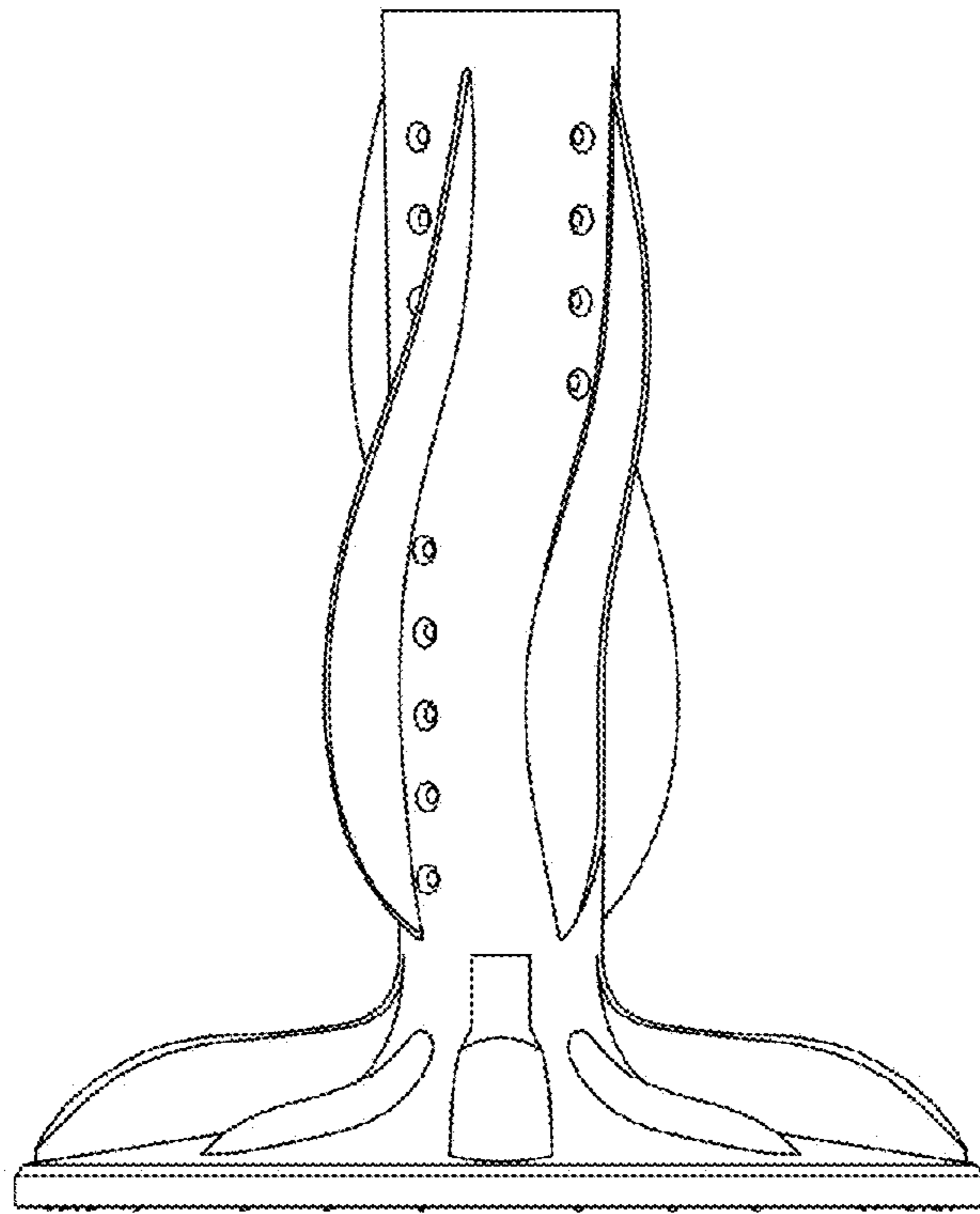


FIG. 2

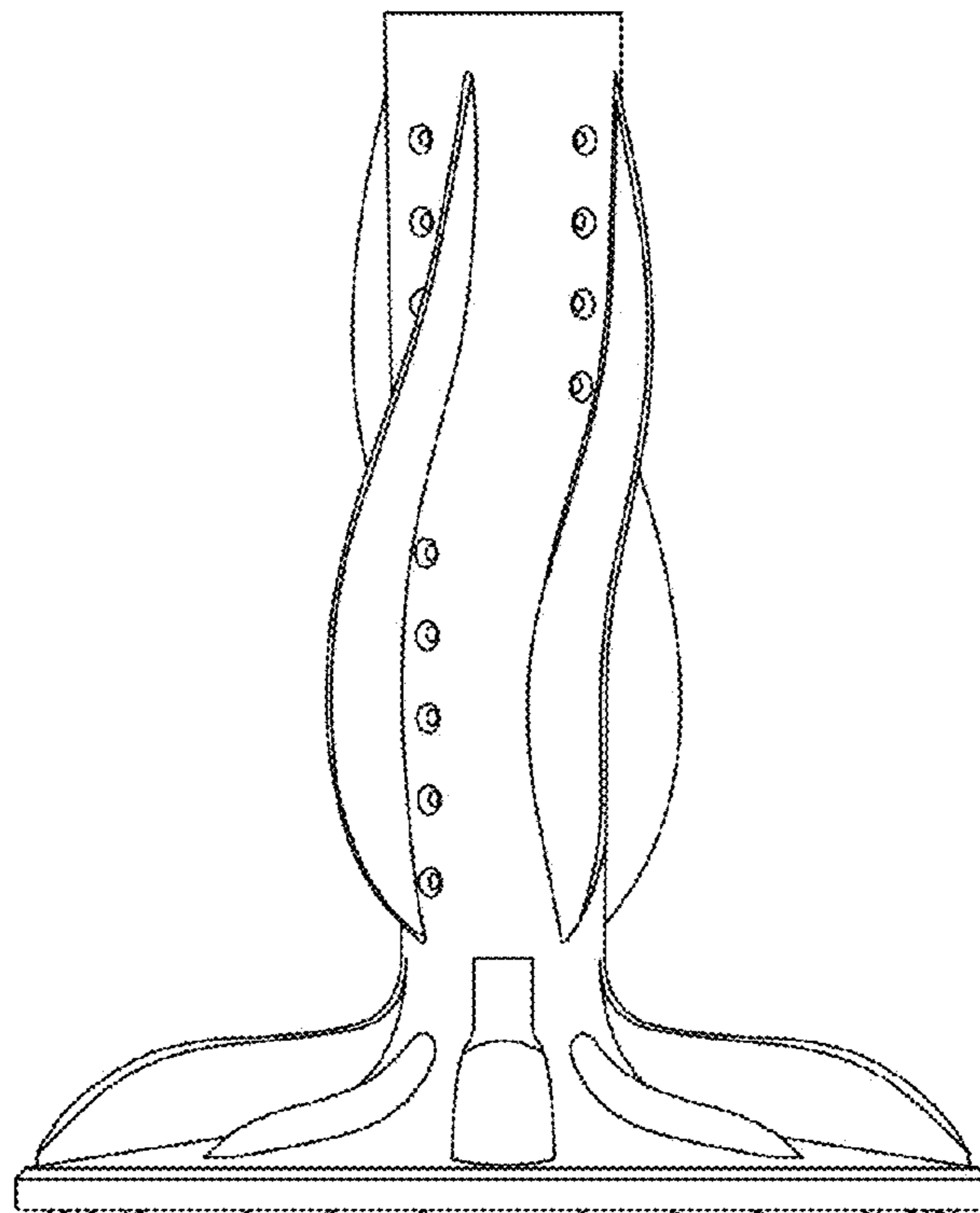


FIG. 3




FIG. 4

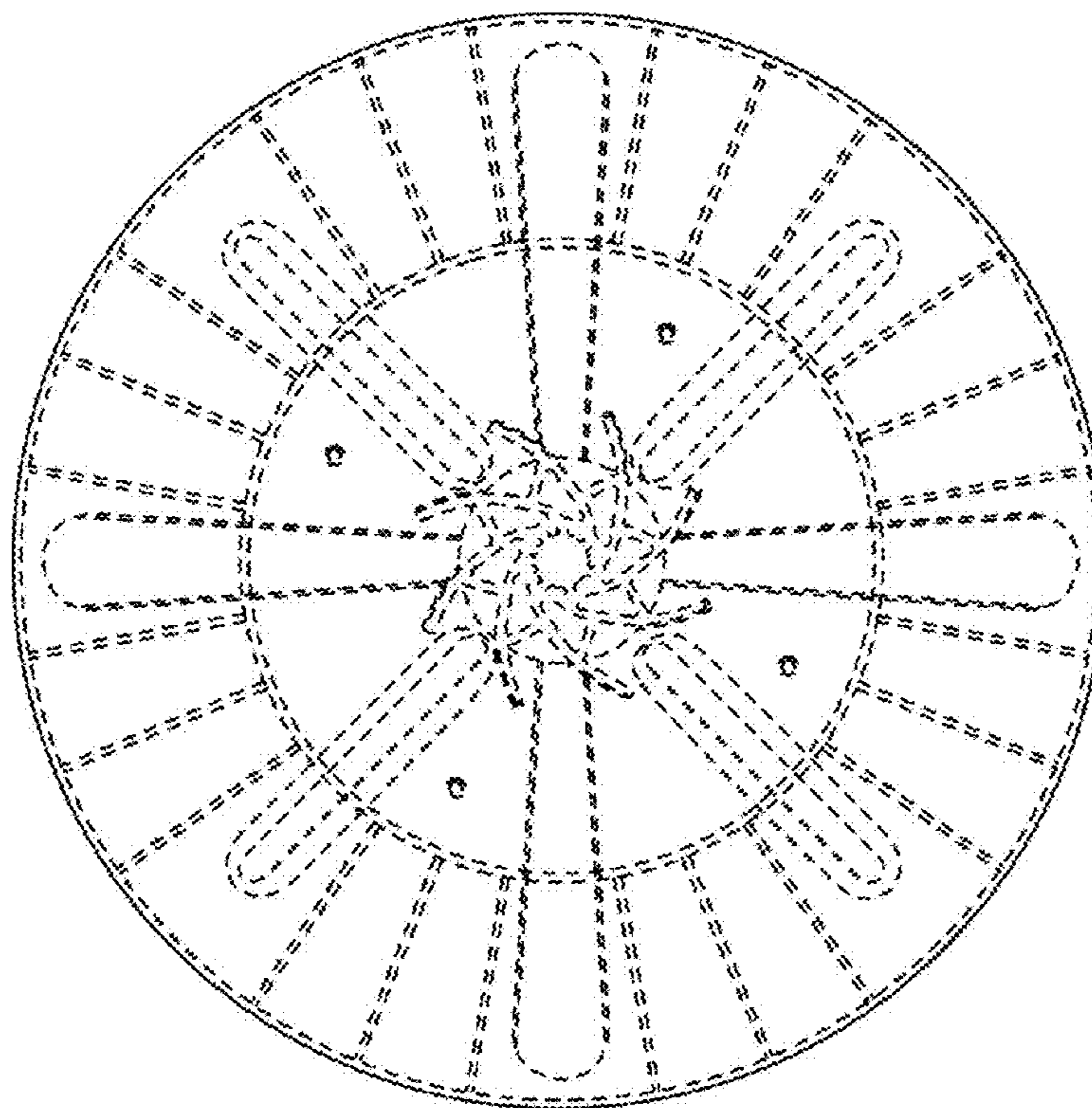


FIG. 5