

US00D762011S

(12) **United States Design Patent**
Battaglieri

(10) **Patent No.:** **US D762,011 S**
(45) **Date of Patent:** **** *Jul. 19, 2016**

(54) **BALLISTIC SHIELD**
(71) Applicant: **Enzo Battaglieri**, Geneva (CH)
(72) Inventor: **Enzo Battaglieri**, Geneva (CH)
(*) Notice: This patent is subject to a terminal disclaimer.

6,807,890	B1	10/2004	Fuqua	
6,892,392	B2 *	5/2005	Crye et al.	2/2.5
7,104,177	B1 *	9/2006	Aghajanian et al.	89/36.02
D569,044	S	5/2008	Crye et al.	
D569,046	S	5/2008	Crye et al.	
D573,311	S	7/2008	Crye et al.	
D613,457	S	4/2010	Miller	
8,418,595	B1	4/2013	Saucedo et al.	

* cited by examiner

(**) Term: **14 Years**
(21) Appl. No.: **29/499,684**
(22) Filed: **Aug. 18, 2014**
(51) **LOC (10) Cl.** **29-02**
(52) **U.S. Cl.**
USPC **D29/101.3**
(58) **Field of Classification Search**
USPC D29/10, 11, 99, 100, 101.2, 101.3; 2/2,
2/2.5, 27, 44.45, 69, 92, 102, 108, 268,
2/326, 410, 411, 412, 413; 428/113, 911;
89/36.01, 36.02, 36.05; D24/64;
280/290, 808
CPC F41H 1/00; A41D 1/00
See application file for complete search history.

Primary Examiner — Randall Gholson
(74) *Attorney, Agent, or Firm* — Black McCuskey Souers & Arbaugh, LPA

(57) **CLAIM**
The ornamental design for a ballistic shield, as shown and described.

DESCRIPTION

FIG. 1 is a front, right side perspective view of a ballistic shield showing my new design;
FIG. 2 is a front view thereof;
FIG. 3 is a rear view thereof;
FIG. 4 is a left side view thereof, the right side view being a mirror image thereof;
FIG. 5 is a top view thereof;
FIG. 6 is a bottom view thereof; and,
FIG. 7 is a front view of an arrangement of a plurality of the ballistic shield shown in FIGS. 1-6.
The broken lines shown in FIG. 7 shows unclaimed environment and forms no part of the claimed design.

(56) **References Cited**
U.S. PATENT DOCUMENTS
1,645,995 A * 10/1927 McCarthy 2/92
2,316,055 A * 4/1943 Davey 89/36.05
3,873,998 A * 4/1975 Norris et al. 2/2.5
5,697,098 A * 12/1997 Miguel-Bettencourt et al. .. 2/2.5
6,408,733 B1 * 6/2002 Perciballi 2/2.5
6,609,452 B1 * 8/2003 McCormick et al. 89/36.01

1 Claim, 2 Drawing Sheets



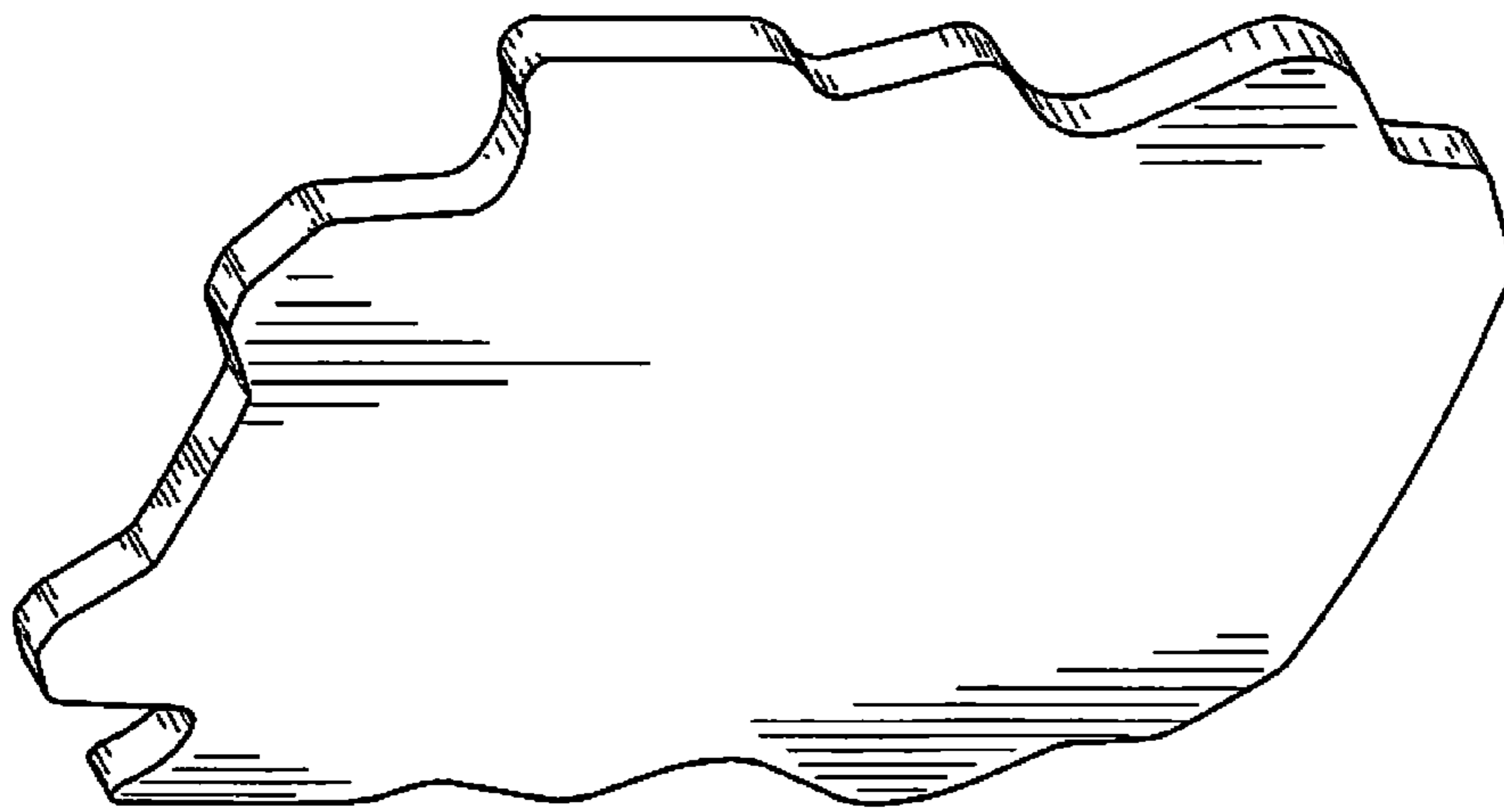


Fig. 1

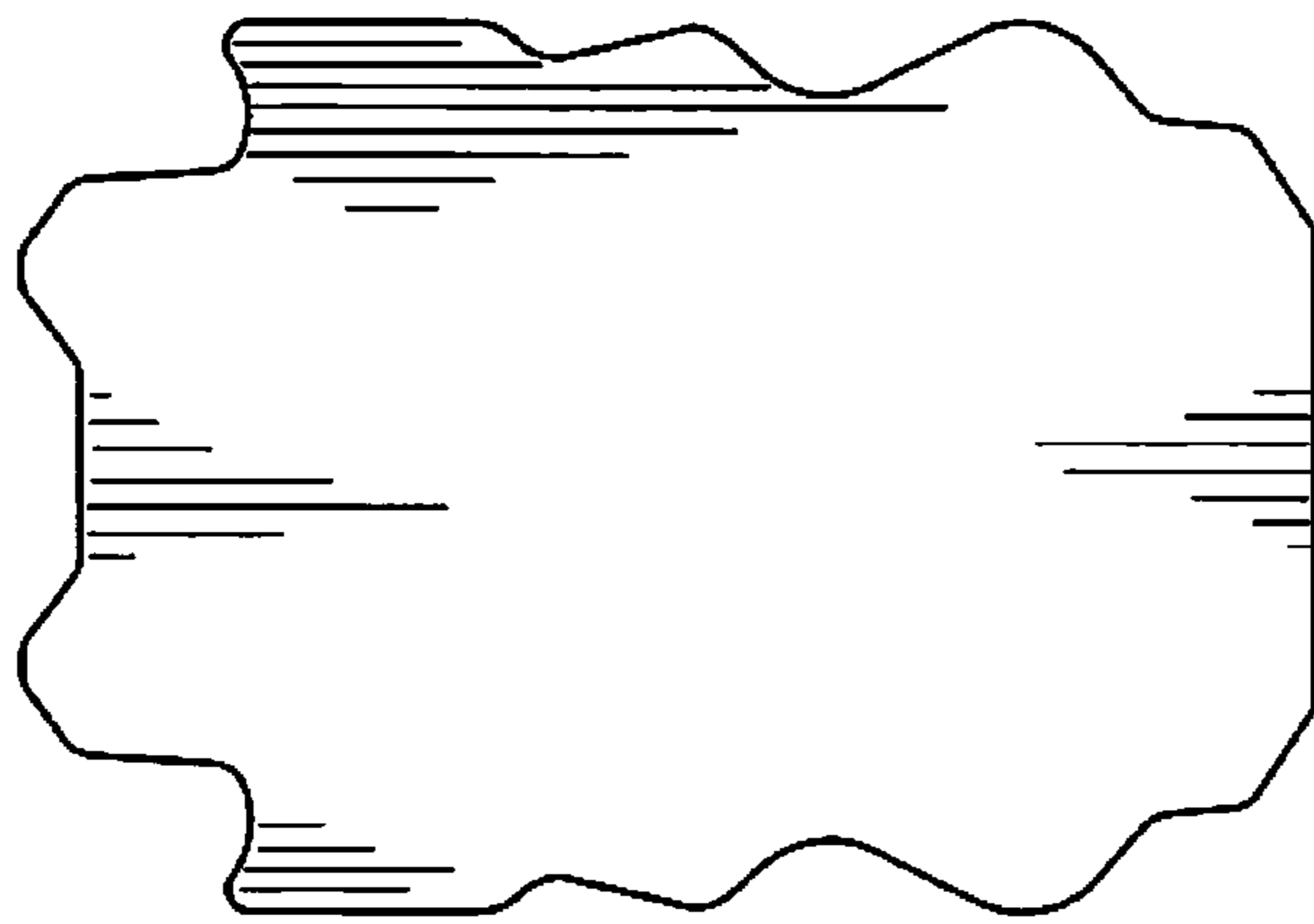


Fig. 2

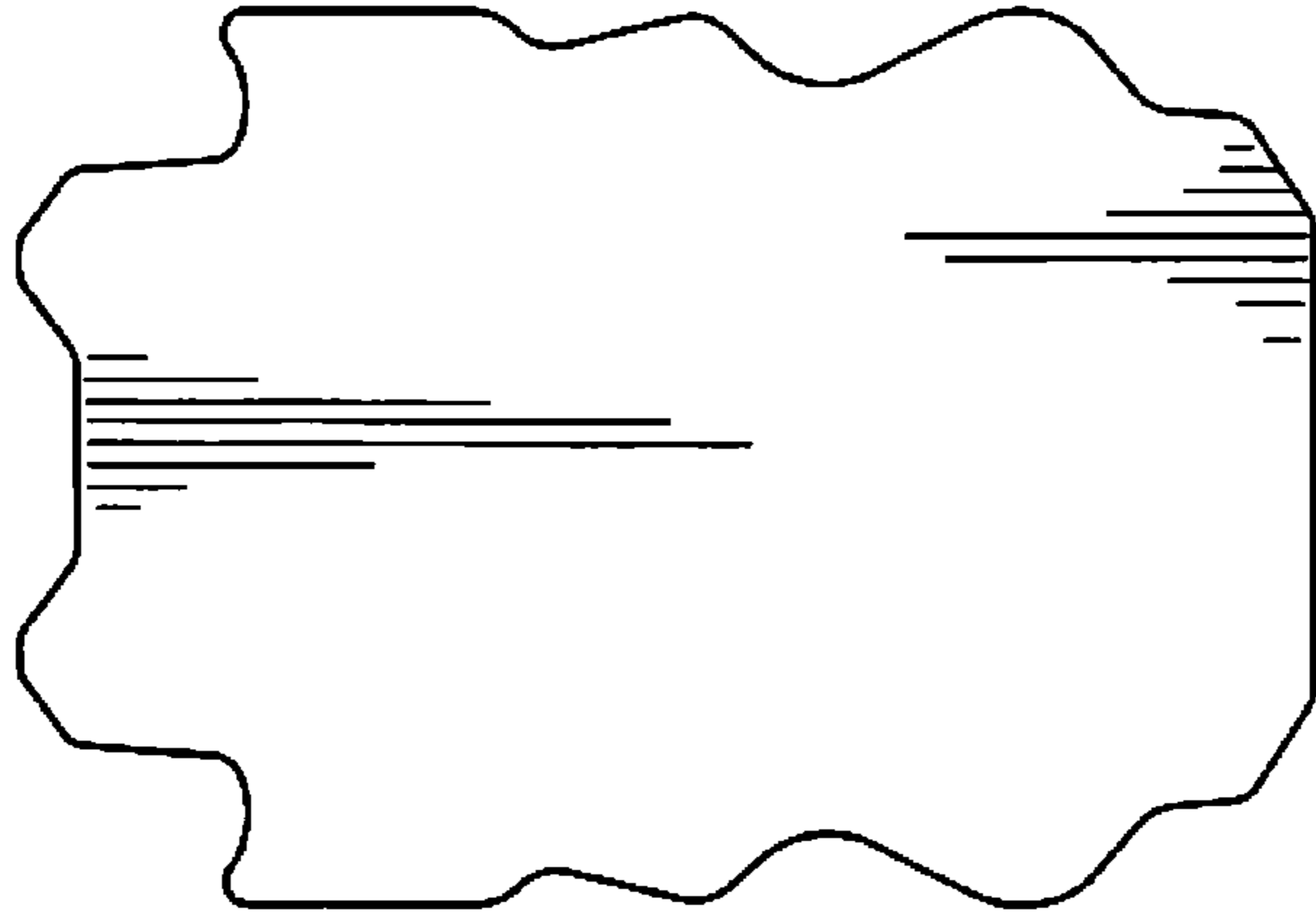


Fig. 3



Fig. 4



Fig. 5



Fig. 6

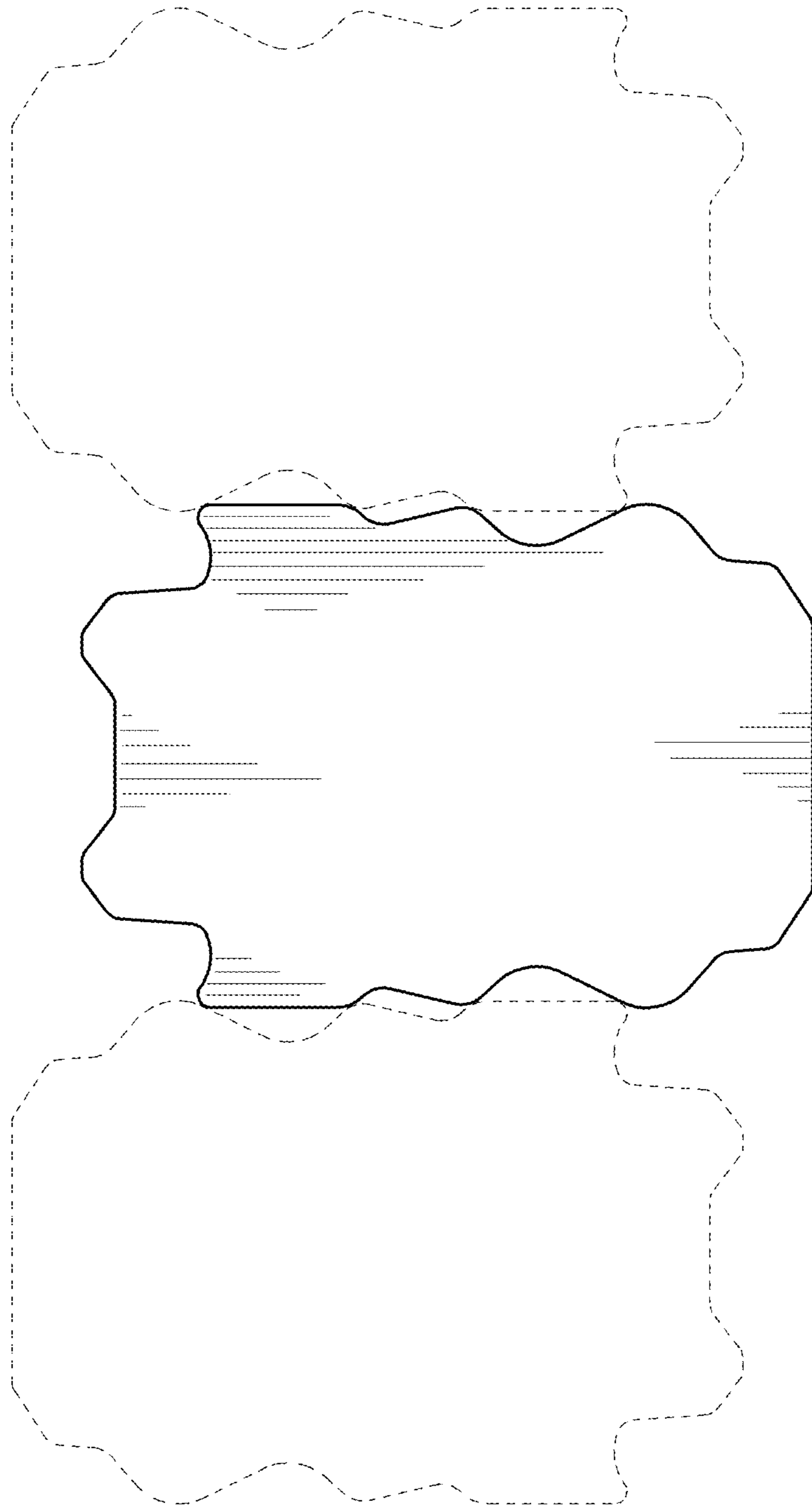


Fig. 7