



US00D762000S

(12) **United States Design Patent**  
**Liu**

(10) **Patent No.:** **US D762,000 S**  
(45) **Date of Patent:** **\*\* Jul. 19, 2016**

(54) **ELECTRONIC CIGARETTE**

(71) Applicant: **Qiuming Liu**, Guangdong (CN)

(72) Inventor: **Qiuming Liu**, Guangdong (CN)

(73) Assignee: **HUIZHOU KIMREE TECHNOLOGY CO., LTD. SHENZHEN BRANCH**, Shenzhen (CN)

(\*\*) Term: **14 Years**

(21) Appl. No.: **29/500,430**

(22) Filed: **Aug. 25, 2014**

(30) **Foreign Application Priority Data**

Apr. 2, 2014 (CN) ..... 2014 3 0075212

(51) **LOC (10) Cl.** ..... **27-01**

(52) **U.S. Cl.**  
USPC ..... **D27/101**

(58) **Field of Classification Search**  
USPC ..... D27/100, 101, 162, 165, 167, 194;  
D9/549, 564, 567; D28/4, 48, 68, 85,  
D28/88; D24/110; 131/29, 173, 174, 194,  
131/220, 221, 222, 226, 227, 270, 271, 273,  
131/328, 329, 330, 347, 360, 361  
CPC ..... A24F 1/02; A24F 1/04; A24F 1/06;  
A24F 1/08; A24F 1/10; A24F 1/12; A24F  
1/14; A24F 1/22; A24F 1/28; A24F 1/30;  
A24F 9/16; A24F 25/00; A24F 47/00; A24F  
47/002; A24F 47/004; A24F 47/006; A24F  
47/008; A24B 1/00; A24D 1/00; A24D 1/04;  
A24D 3/00  
See application file for complete search history.

(56) **References Cited**

U.S. PATENT DOCUMENTS

1,718,122 A \* 6/1929 De Shon ..... A24D 1/042  
131/336

2,171,770 A \* 9/1939 Strauch ..... A24D 1/045  
131/202

2,542,612 A \* 2/1951 Arneson ..... A24D 1/04  
131/187

2,695,617 A \* 11/1954 Warnberg ..... A24D 1/045  
131/187

3,587,573 A \* 6/1971 Flack ..... A61M 15/06  
128/203.21

3,683,936 A \* 8/1972 O'Neil, Jr. .... A24F 47/002  
128/202.21

D229,725 S \* 12/1973 Berger ..... 131/361

D229,788 S \* 1/1974 Berger ..... 131/361

D229,789 S \* 1/1974 Berger ..... 131/361

D229,790 S \* 1/1974 Berger ..... 131/361

5,042,510 A \* 8/1991 Curtiss ..... A24F 47/002  
131/270

D590,989 S \* 4/2009 Hon ..... D27/101

D590,990 S \* 4/2009 Hon ..... D27/101

\* cited by examiner

*Primary Examiner* — Rosemary K Tarcza  
*Assistant Examiner* — Christy Nemeth  
(74) *Attorney, Agent, or Firm* — Tim Tingkang Xia, Esq.;  
Locke Lord LLP

(57) **CLAIM**  
The ornamental design for an electronic cigarette, as shown  
and described.

**DESCRIPTION**

FIG. 1 is a front elevation view of a first embodiment of an  
electronic cigarette;  
FIG. 2 is a rear elevation view of the first embodiment of the  
electronic cigarette;  
FIG. 3 is a left side elevation view of the first embodiment of  
the electronic cigarette;  
FIG. 4 is a right side elevation view of the first embodiment of  
the electronic cigarette;  
FIG. 5 is a top plan the view of the first embodiment of the  
electronic cigarette;  
FIG. 6 is a bottom plan the view of the first embodiment of the  
electronic cigarette;  
FIG. 7 is a perspective view of the first embodiment of the  
electronic cigarette;  
FIG. 8 is a front elevation view of a second embodiment of the  
electronic cigarette;




FIG. 9 is a rear elevation view of the second embodiment of the electronic cigarette;

FIG. 10 is a left side elevation view of the second embodiment of the electronic cigarette;

FIG. 11 is a right side elevation view of the second embodiment of the electronic cigarette;

FIG. 12 is a top plan the view of the second embodiment of the electronic cigarette;

FIG. 13 is a bottom plan the view of the second embodiment of the electronic cigarette;

FIG. 14 is a perspective view of the second embodiment of the electronic cigarette;

FIG. 15 is a front elevation view of a third embodiment of the electronic cigarette;

FIG. 16 is a rear elevation view of the third embodiment of the electronic cigarette;

FIG. 17 is a left side elevation view of the third embodiment of the electronic cigarette;

FIG. 18 is a right side elevation view of the third embodiment of the electronic cigarette;

FIG. 19 is a top plan the view of the third embodiment of the electronic cigarette;

FIG. 20 is a bottom plan the view of the third embodiment of the electronic cigarette;

FIG. 21 is a perspective view of the third embodiment of the electronic cigarette; and,

FIG. 22 is a sectional view taken along line 22-22 of FIG. 18 with internal structure thereof being omitted.

The broken lines shown in the drawings are included for the purpose of illustrating environmental structure and form no part of the claimed design.

**1 Claim, 17 Drawing Sheets**




Fig.1




Fig.2



Fig.3




Fig.4

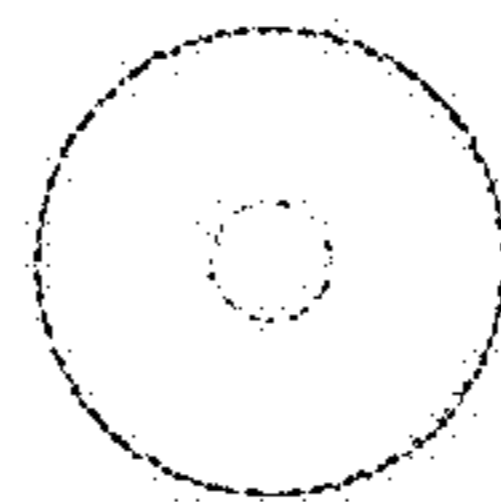


Fig.5




Fig.6

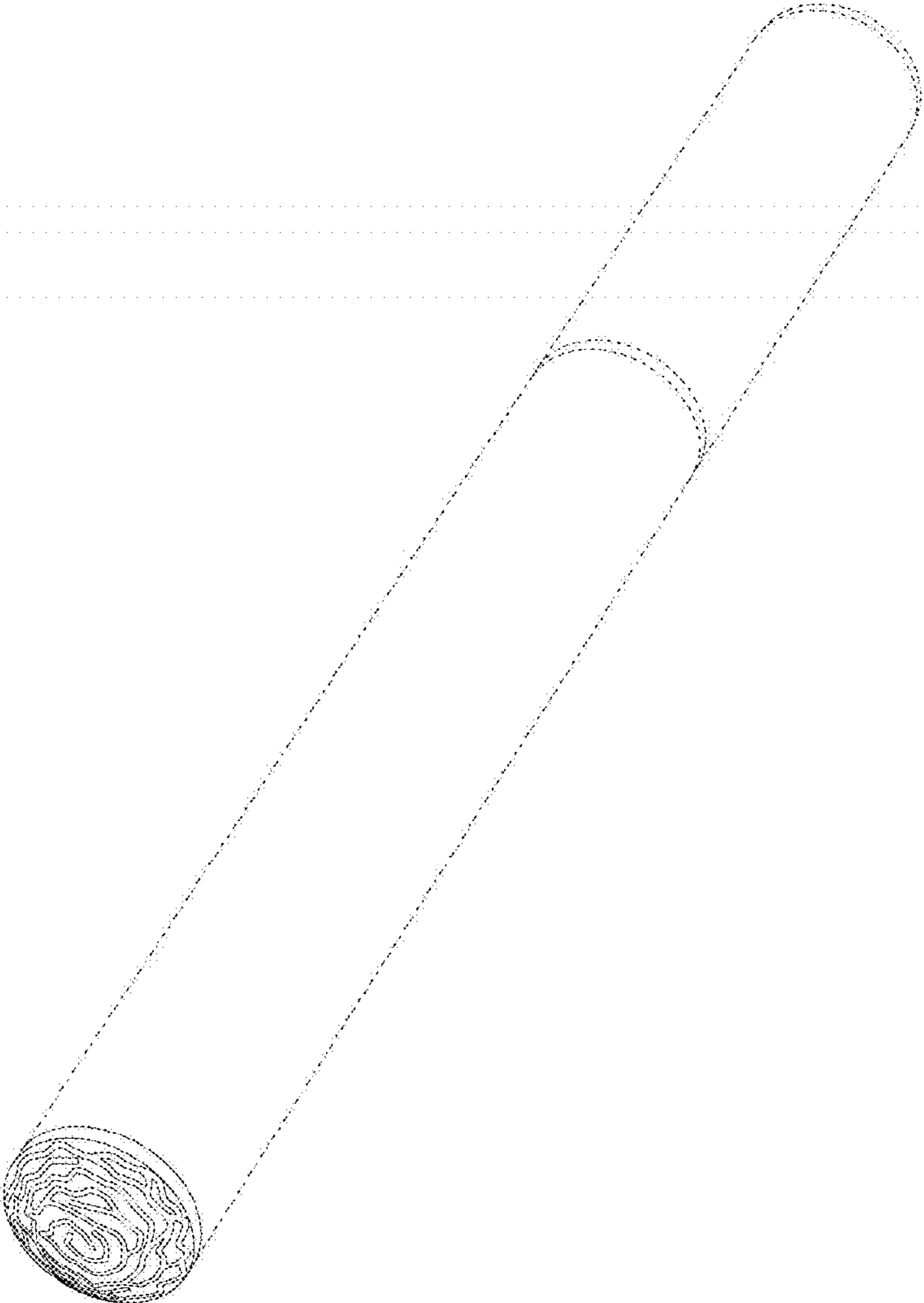


Fig.7



Fig.8






Fig.9




Fig.10




Fig.11

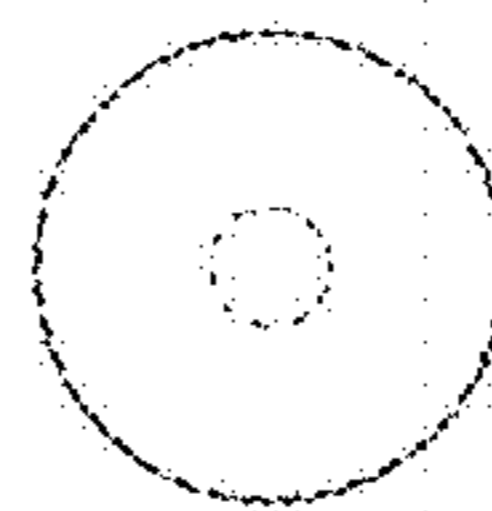


Fig.12



Fig. 13

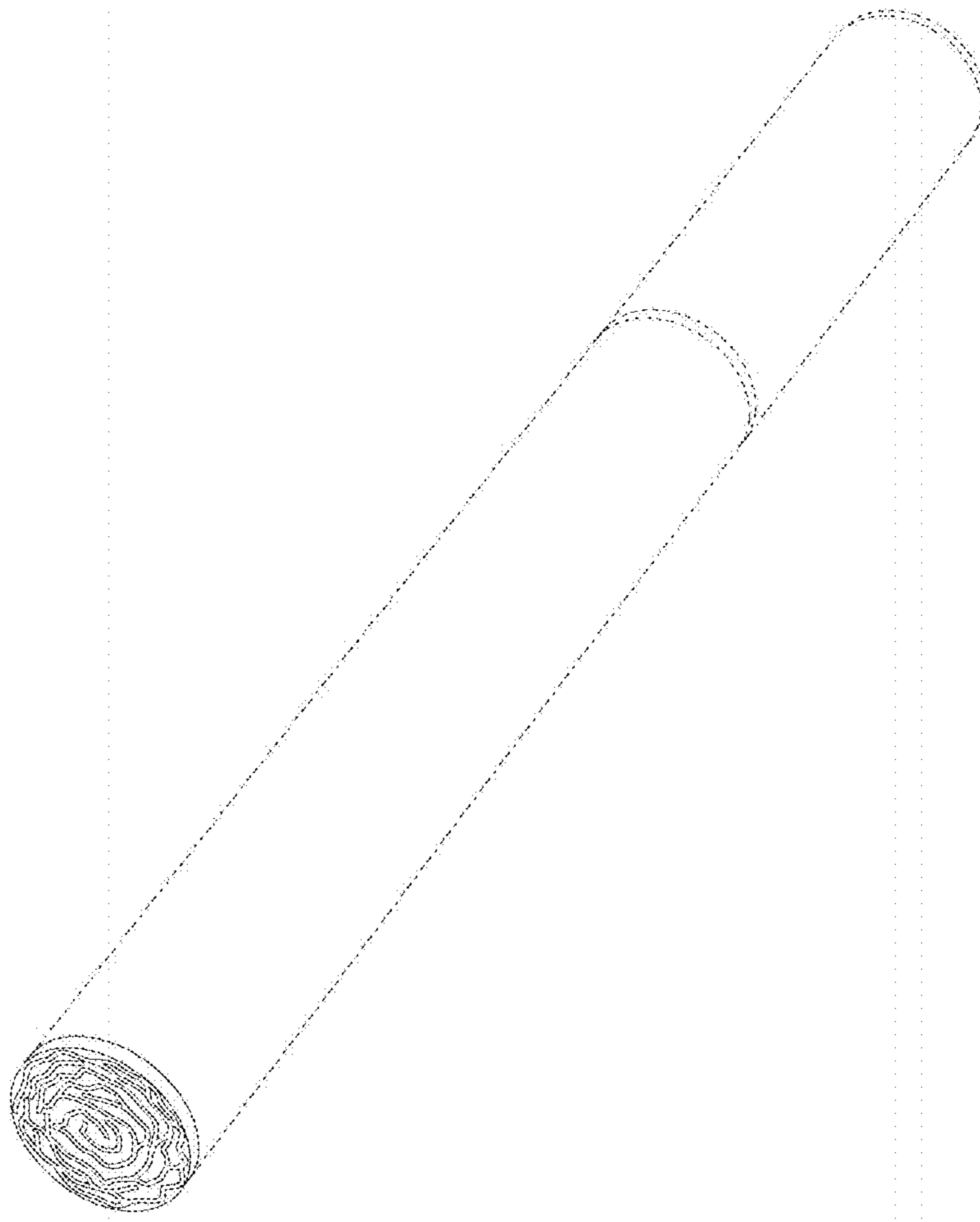


Fig. 14




Fig.15




Fig.16



Fig.17




Fig. 18






Fig. 18

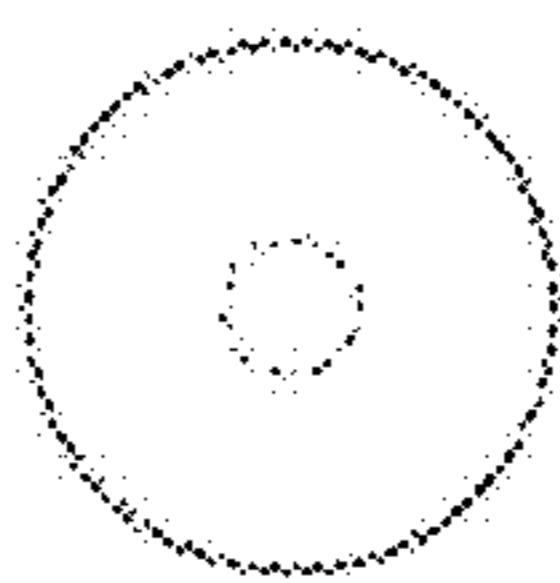


Fig. 19



Fig.20

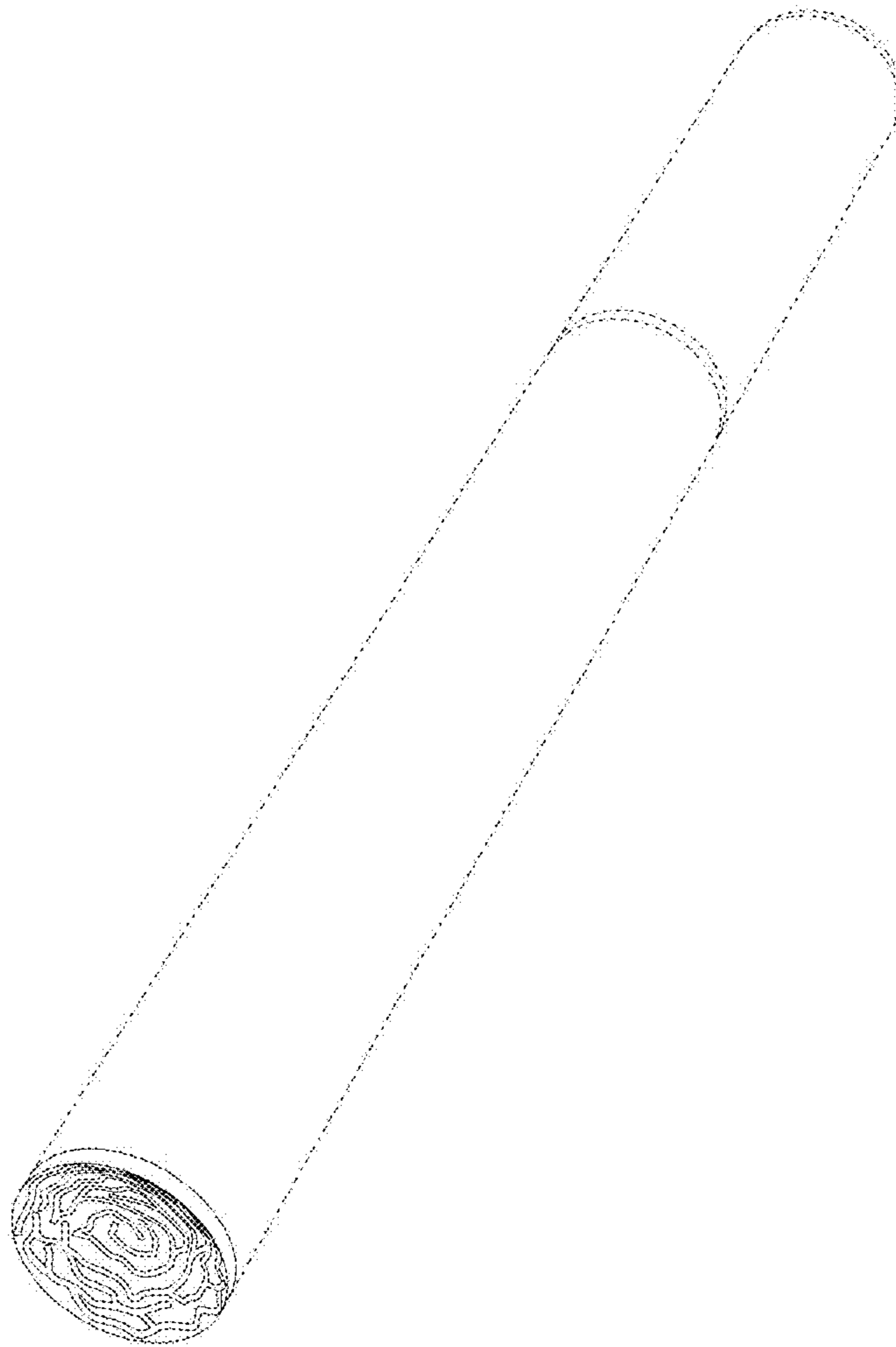


Fig.21



Fig.22