



US00D761974S

(12) **United States Design Patent**  
**Moon et al.**

(10) **Patent No.:** **US D761,974 S**  
(45) **Date of Patent:** **\*\* Jul. 19, 2016**

(54) **LIGHT BULB HEAT SINK**

(71) Applicant: **NuWave, LLC**, Libertyville, IL (US)

(72) Inventors: **Jung S. Moon**, Long Grove, IL (US);  
**Eung Yub Cha**, Glenview, IL (US);  
**Eunjung Huh**, Mundelein, IL (US);  
**Ruiqiu Cen**, Shunde (CN); **Xiao Shaoming**, Foshan (CN); **Luo Fei**, Foshan (CN); **Jong Rok Kim**, Seoul (KR); **Mikale K. Kwon**, Hoffman Estates, IL (US)

(73) Assignee: **NuWave, LLC**, Libertyville, IL (US)

(\*\*) Term: **14 Years**

(21) Appl. No.: **29/519,651**

(22) Filed: **Mar. 6, 2015**

**Related U.S. Application Data**

(63) Continuation-in-part of application No. 29/484,775, filed on Mar. 12, 2014.

(51) **LOC (10) Cl.** ..... **26-04**

(52) **U.S. Cl.**  
USPC ..... **D26/2**

(58) **Field of Classification Search**  
USPC ..... D26/1-4; 313/313, 315, 316, 317, 318, 313/493; 315/52, 53, 56, 57, 58  
CPC ..... F21K 9/00; F21K 9/13; H01J 5/48; H01J 5/50; H01J 19/54; F21V 5/00

See application file for complete search history.

(56) **References Cited**

U.S. PATENT DOCUMENTS

D544,109 S *	6/2007	Tsuruha .....	D26/2
D558,904 S *	1/2008	Tsuruha .....	D26/2
D579,130 S *	10/2008	Hernandez, Jr. ....	D26/2
D600,368 S *	9/2009	Bertram .....	D26/2

\* cited by examiner

*Primary Examiner* — Marcus Jackson

(74) *Attorney, Agent, or Firm* — Bishop Diehl & Lee, Ltd.

(57) **CLAIM**

We claim ornamental designs for the light bulb heat sink, as shown and described.

**DESCRIPTION**

FIG. 1 illustrates an isometric perspective view 100 of an isometric perspective view of a light bulb heat sink according to an exemplary embodiment of the present invention.

FIG. 2 illustrates a top orthographic perspective view 200 of a light bulb heat sink according to an exemplary embodiment of the present invention.

FIG. 3 illustrates a bottom orthographic perspective view 300 of a light bulb heat sink according to an exemplary embodiment of the present invention.

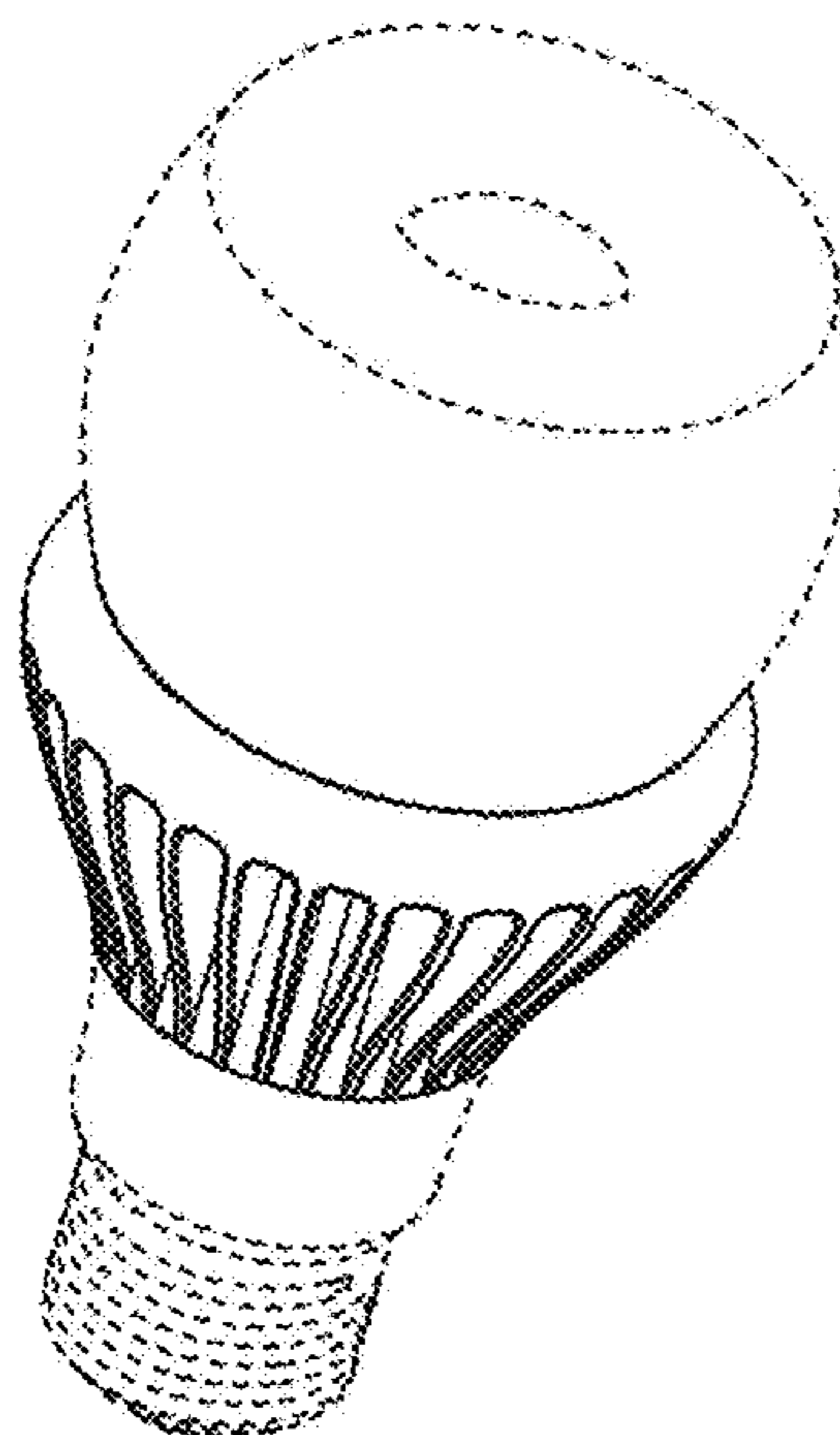
FIG. 4 illustrates a side orthographic perspective view 400 of a light bulb heat sink according to an exemplary embodiment of the present invention; and,

FIG. 5 illustrates an isometric perspective view 500 of an isometric perspective view of a light bulb heat sink according to an exemplary embodiment of the present invention.

The broken line showing of the other bulb portions is included for the purpose of illustrating only and forms no part of the claimed design.

**1 Claim, 4 Drawing Sheets**

100



100

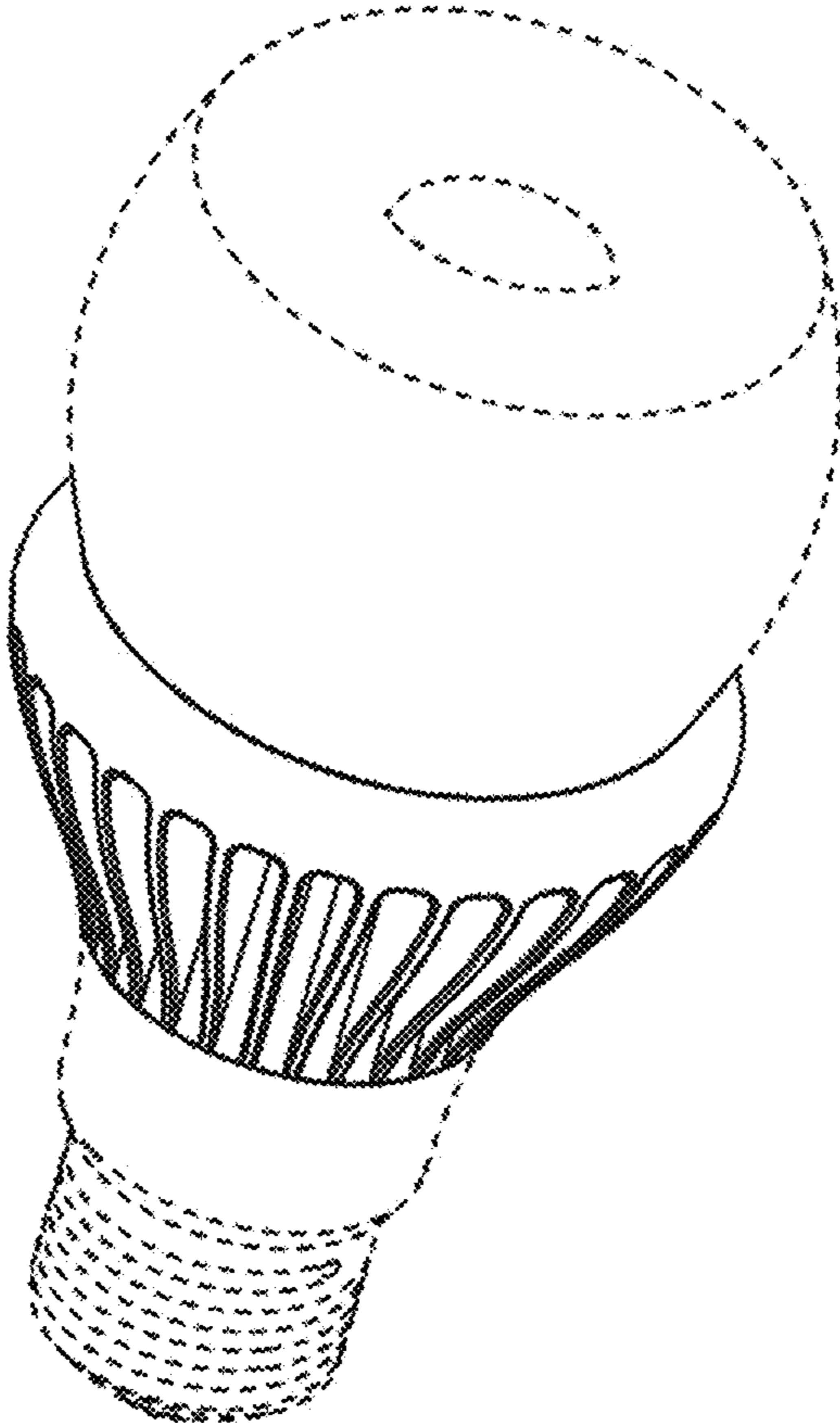


FIG. 1

200

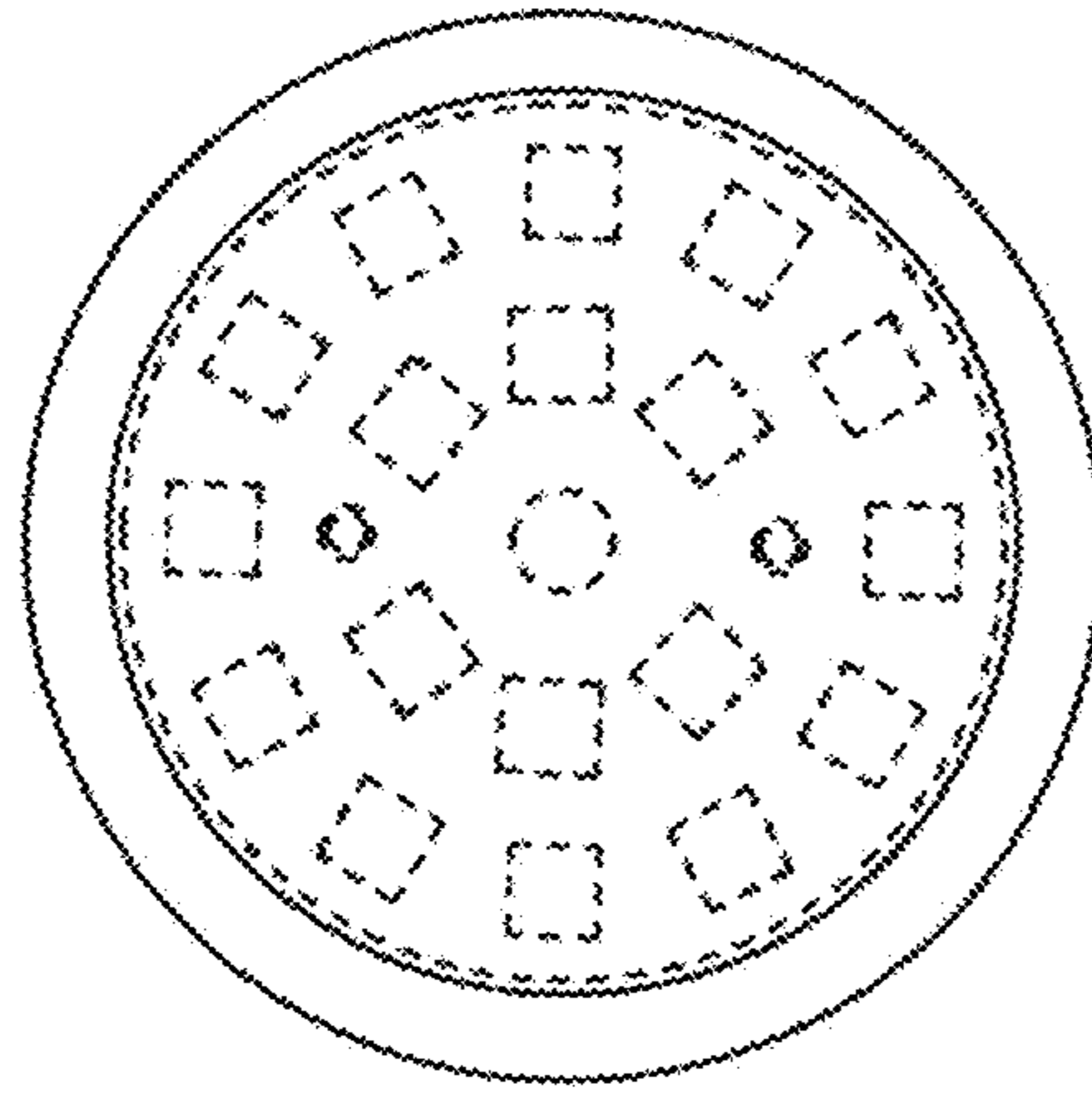


FIG. 2

300




FIG. 3

400

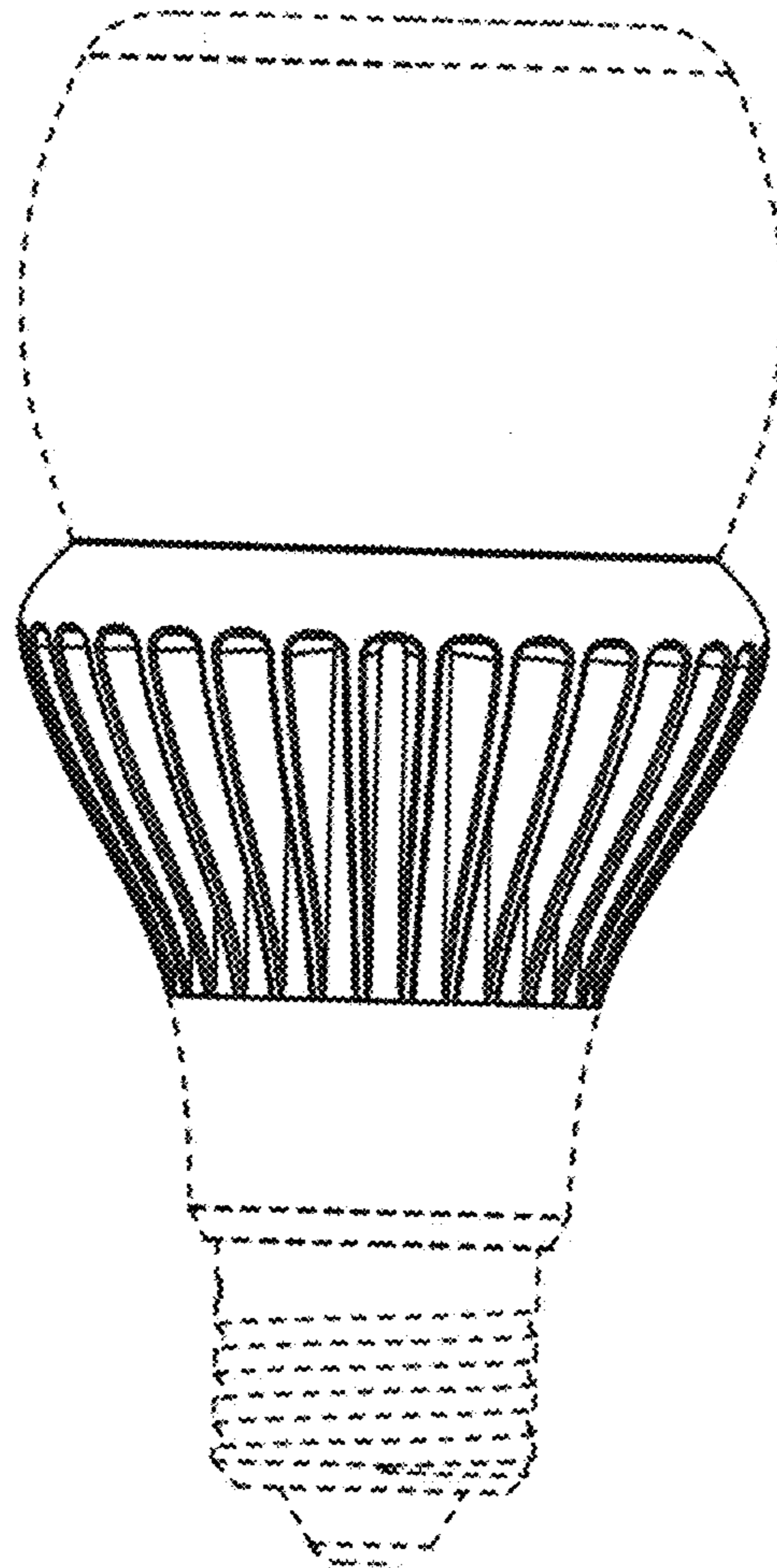


FIG. 4

500

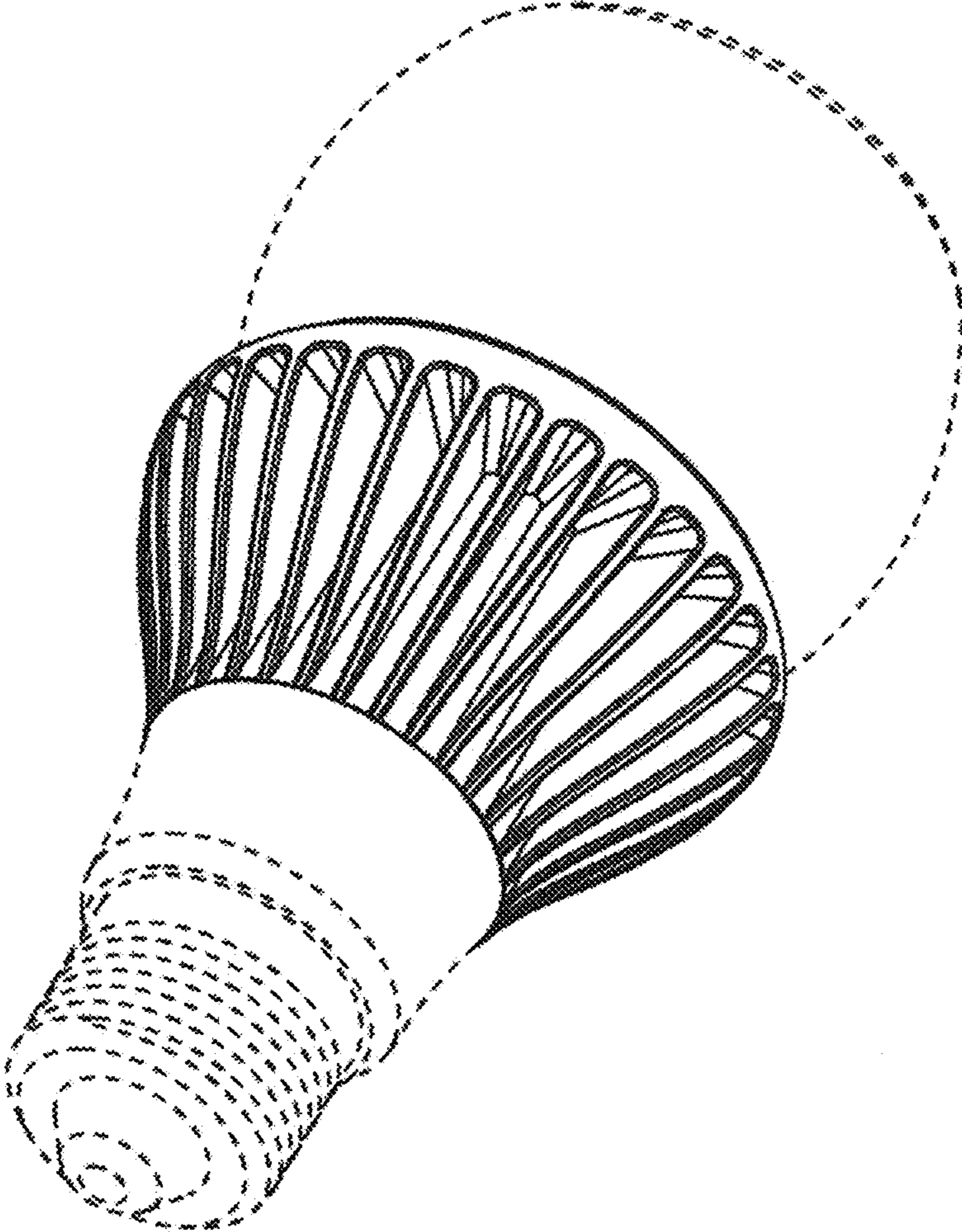


FIG. 5