



US00D761945S

(12)

United States Design Patent
Imbert

(10)

Patent No.: US D761,945 S

(45)

Date of Patent: ** Jul. 19, 2016

(54)

FIREPLACE

(71)

Applicant: Dominique Imbert, Viols le Fort (FR)

(72)

Inventor: Dominique Imbert, Viols le Fort (FR)

(**)

Term: 14 Years

(21)

Appl. No.: 29/492,864

(22)

Filed: Jun. 3, 2014

(51)

LOC (10) Cl. 23-01

(52)

U.S. Cl.
USPC D23/348

(58)

Field of Classification Search
USPC D23/348, 342-345, 350, 404, 398;
126/500, 25 R, 37 B, 41 R, 50, 506, 512,
126/513, 543, 305, 306; 431/125, 126, 253
CPC F24B 1/18; F24B 1/1802; F24B 1/1804;
F24B 1/1806; F24B 1/1808; F24B 1/181;
F24B 1/182; F24B 1/183; F24B 1/185
See application file for complete search history.

D650,061 S 12/2011 Hadi

8,118,019 B2 * 2/2012 DeMars A47J 37/079
126/152 B

D660,955 S 5/2012 Hadi

D669,572 S 10/2012 Hadi

D672,025 S 12/2012 Hadi

D675,716 S 2/2013 Schwartz

8,387,610 B1 * 3/2013 Candelaria, Jr. B60N 3/16
126/25 R

8,590,525 B2 * 11/2013 Mize A47J 37/079
126/25 B

8,899,222 B2 * 12/2014 DeFoort F24B 1/003
126/2

8,919,334 B2 * 12/2014 Glanville A47J 37/0704
126/1 R

* cited by examiner

Primary Examiner — David Muller

(74) Attorney, Agent, or Firm — Andrew W. Chu; Craft Chu
PLLC

(57)

CLAIM

The ornamental design for a fireplace, as shown and
described.

(56)

References Cited

U.S. PATENT DOCUMENTS

2,780,216 A * 2/1957 Beaudoin F24C 5/02
126/15 R

3,552,299 A * 1/1971 Patoka A47J 37/046
126/41 R

D267,192 S * 12/1982 Vincent D23/342

5,197,455 A * 3/1993 Tessien F23Q 7/02
126/144

5,473,979 A * 12/1995 Ruben A47J 37/0704
126/25 R

6,615,821 B1 * 9/2003 Fisenko A47J 37/0704
126/15 R

7,107,983 B1 * 9/2006 West A47J 33/00
126/25 R

D570,978 S * 6/2008 McColgin D23/336

DESCRIPTION

FIG. 1 is an upper perspective view of the fireplace showing
my design.

FIG. 2 is a front elevation view thereof;

FIG. 3 is a side elevation view thereof;

FIG. 4 is an opposite side elevation view thereof;

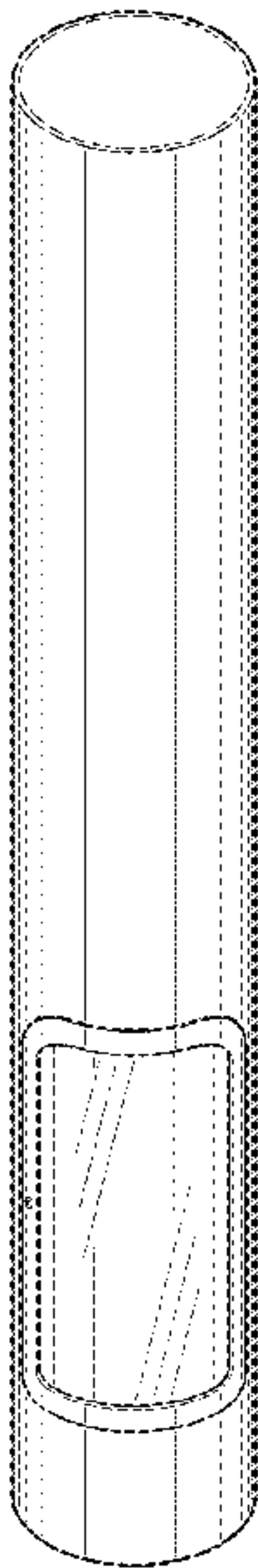
FIG. 5 is a back elevation view thereof;

FIG. 6 is a top plan view thereof; and,

FIG. 7 is a bottom plan view thereof.

The broken lines are presented to illustrate that no design
features are claimed on the top of the fireplace. The broken
lines form no part of the claimed design.

1 Claim, 2 Drawing Sheets






FIG. 1




FIG. 2




FIG. 3




FIG. 4




FIG. 5

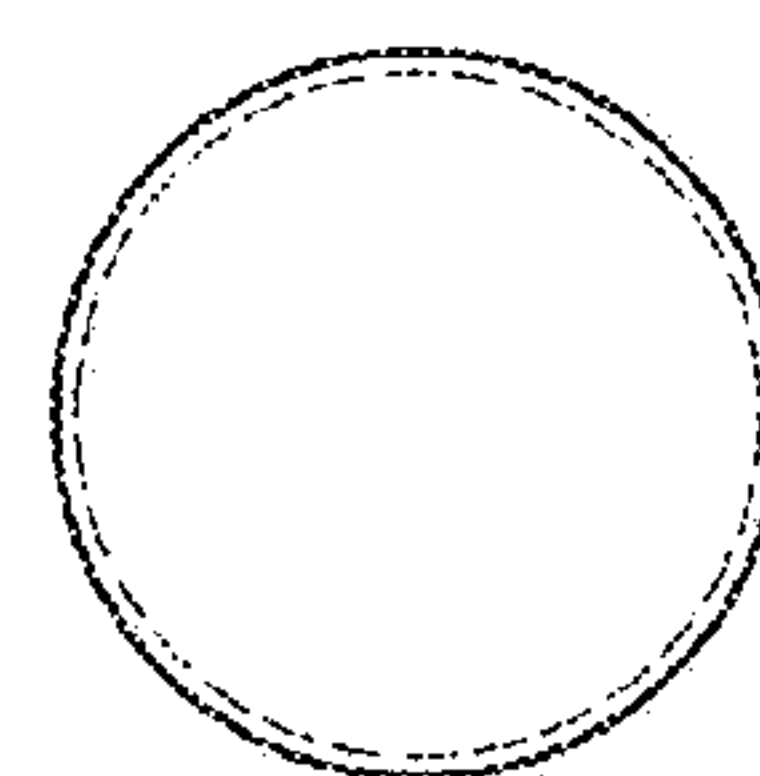


FIG. 6

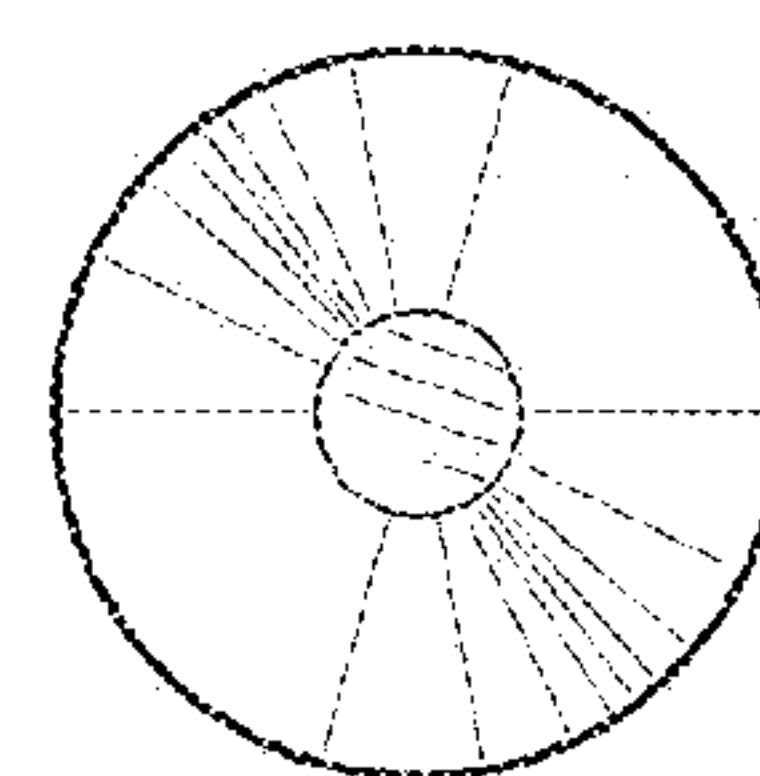


FIG. 7