

US00D761872S

(12) **United States Design Patent**
Tursi et al.

(10) **Patent No.:** **US D761,872 S**
(45) **Date of Patent:** **** Jul. 19, 2016**

- (54) **DISPLAY SCREEN WITH ICON**
- (71) Applicant: **Microsoft Corporation**, Redmond, WA (US)
- (72) Inventors: **Alex Anthony Tursi**, Seattle, WA (US);
Ramiro Torres, Seattle, WA (US);
David Hose, Redmond, WA (US);
Spring Pumphrey, Redmond, WA (US);
Alex Malkiewicz, Redmond, WA (US);
Mike Lajoie, Redmond, WA (US)
- (73) Assignee: **Microsoft Corporation**, Redmond, WA (US)
- (**) Term: **14 Years**
- (21) Appl. No.: **29/513,346**
- (22) Filed: **Dec. 30, 2014**
- (51) **LOC (10) Cl.** **14-04**
- (52) **U.S. Cl.**
USPC **D14/493**
- (58) **Field of Classification Search**
USPC D14/485-495; D19/6-8; D20/11,
D20/22-32, 34-38
See application file for complete search history.

D711,425 S *	8/2014	Hollobaugh	D14/490
D736,257 S *	8/2015	Kim	D14/493
D741,900 S *	10/2015	Yang	D14/489
D746,865 S *	1/2016	Park	D14/493
2011/0116769 A1 *	5/2011	Sugiyama	G06F 3/0481 386/282
2013/0174069 A1 *	7/2013	Lee	G06F 3/04883 715/769

OTHER PUBLICATIONS

Franksouza183, Actions file open Icon, posted at IconArchive, posting date May 3, 2012. [online], [site visited Feb. 29, 2016]. Available from Internet, <URL: <http://www.iconarchive.com/show/fs-icons-by-franksouza183/Actions-file-open-icon.html>>.*

YuriV, Vector—Folder with documents, posted at Can Stock Photo, posting date Mar. 18, 2013. [online], [site visited Feb. 29, 2016]. Available from Internet, <URL: <http://www.canstockphoto.com/folder-with-documents-13231941.html>>.*

* cited by examiner

Primary Examiner — Karen E Kearney

Assistant Examiner — Kathleen Jones

(74) *Attorney, Agent, or Firm* — Banner & Witcoff, Ltd.

(57) **CLAIM**

The ornamental design for a display screen with icon, as shown and described.

DESCRIPTION

FIG. 1 is a front view of a display screen with icon showing the icon enlarged and separate for clarity; and, FIG. 2 is a front view of a display screen with icon showing the new design.

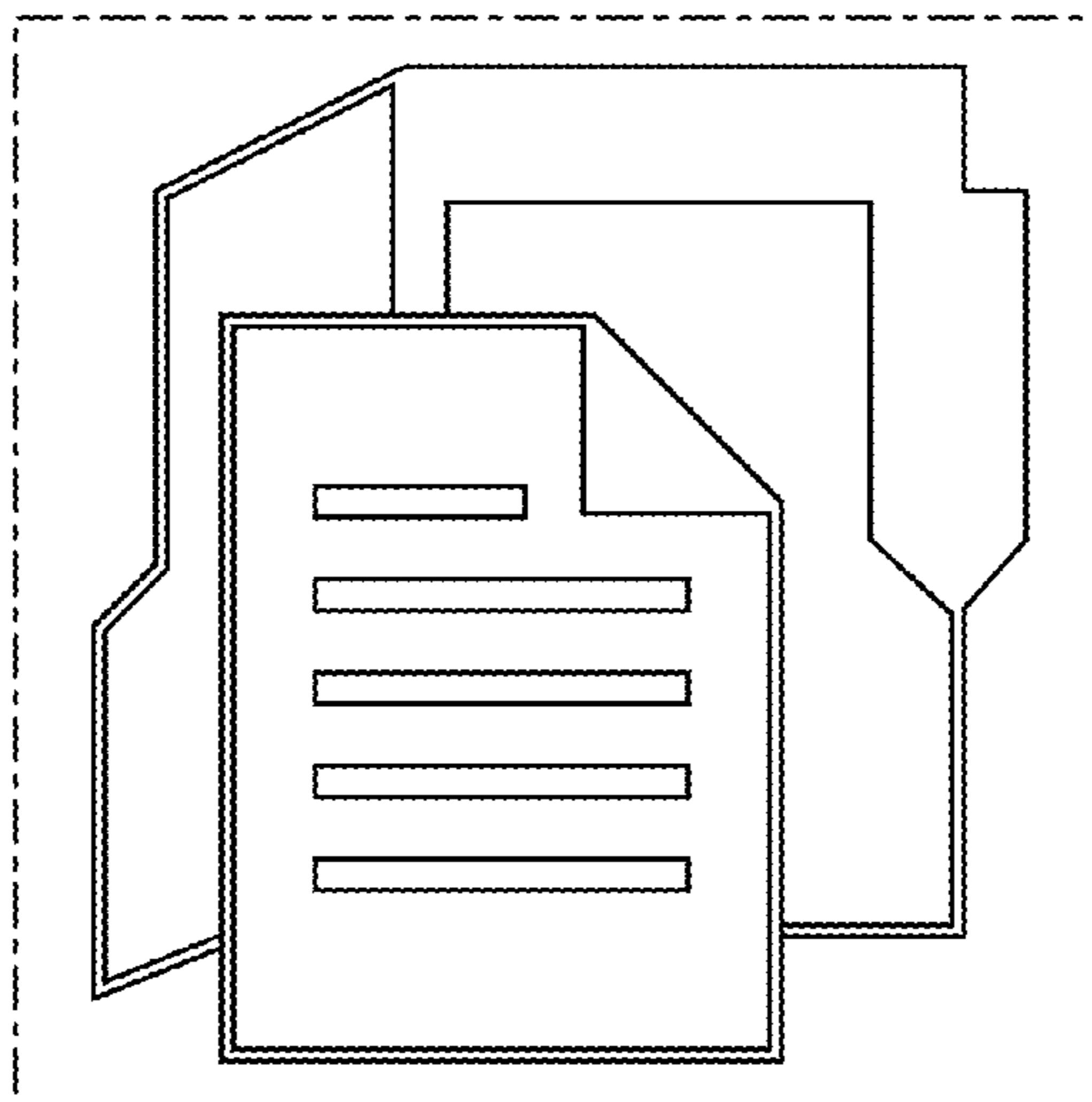
The even-length broken line showing of the remainder of the display screen is for environmental purposes only and forms no part of the claimed design. The uneven-length broken line in FIG. 1 forms the boundary of the region shown in FIG. 2, and forms no part of the claimed design.

1 Claim, 2 Drawing Sheets

(56) **References Cited**

U.S. PATENT DOCUMENTS

D434,422 S	11/2000	Thomas et al.	
D511,171 S *	11/2005	Totten D14/493
D531,187 S	10/2006	Gusmorino et al.	
D533,874 S	12/2006	Gusmorino et al.	
D537,836 S *	3/2007	Gusmorino D14/492
D540,345 S *	4/2007	Gusmorino D14/492
D635,989 S *	4/2011	Bright D14/493
D671,144 S *	11/2012	Washington D14/492
D683,760 S *	6/2013	Ridl D14/489
D711,422 S *	8/2014	Hollobaugh D14/490



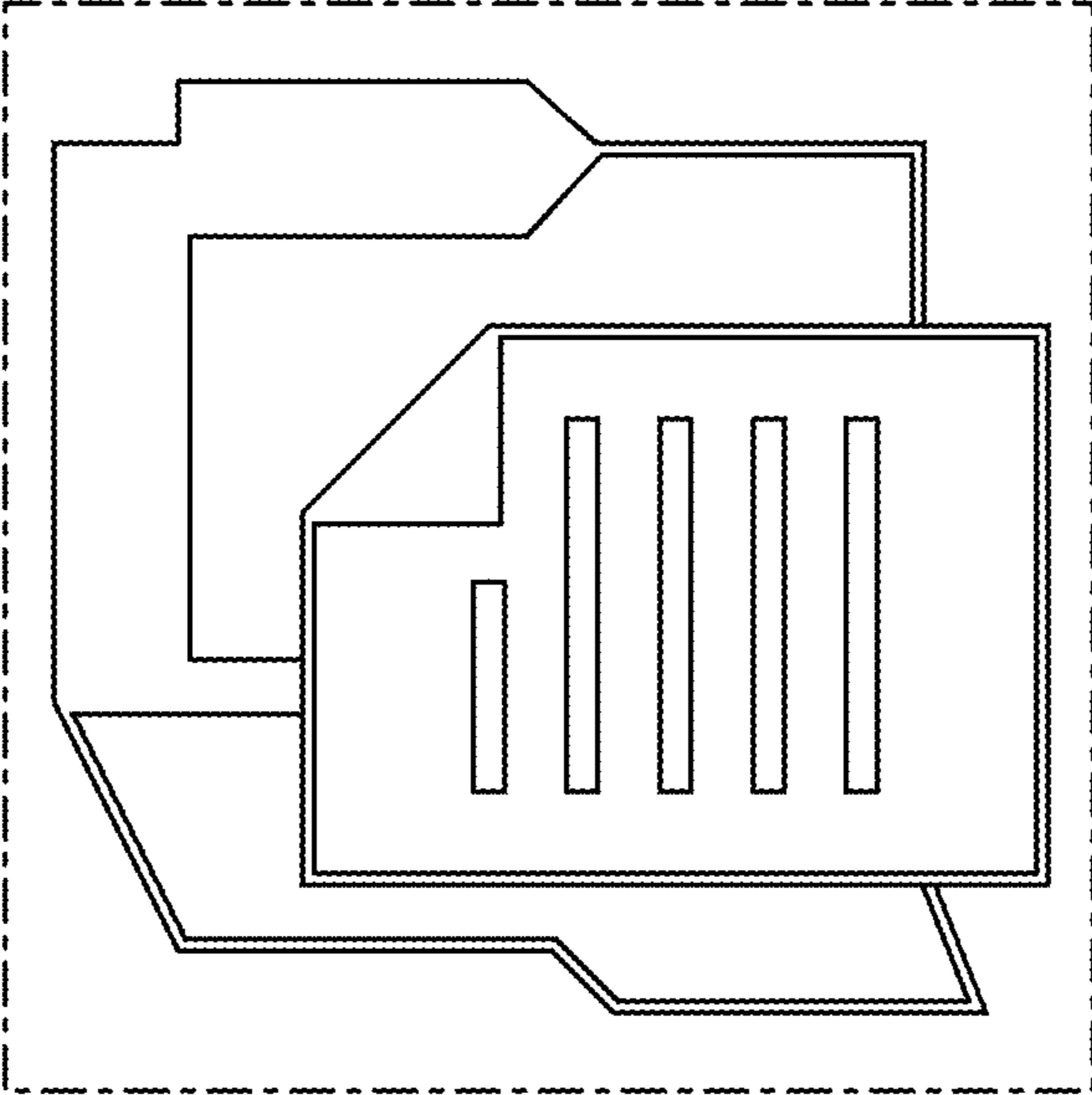
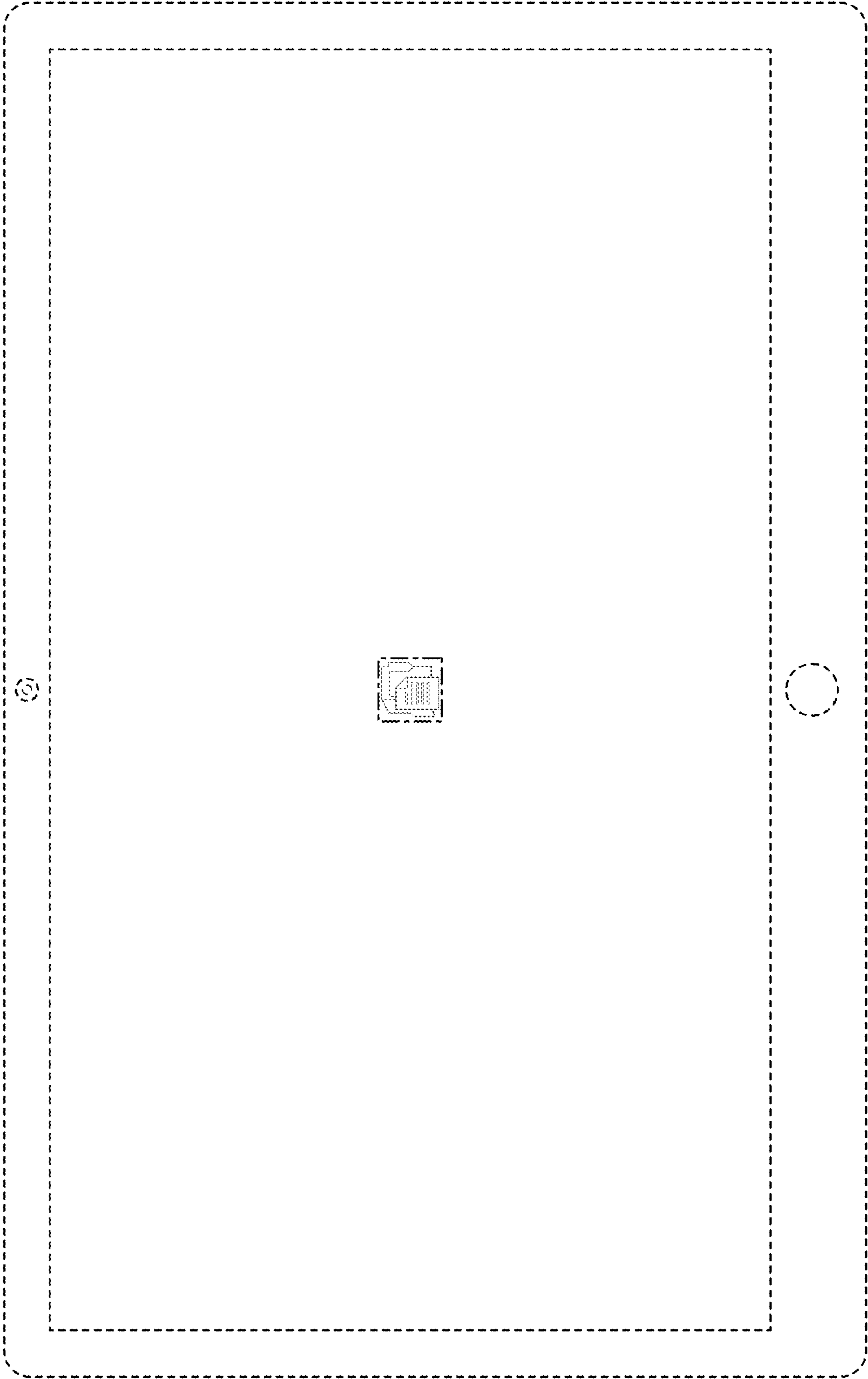


FIG. 1



10



FIG. 2