

US00D761867S

(12) **United States Design Patent**
Tursi et al.

(10) **Patent No.:** **US D761,867 S**
(45) **Date of Patent:** **** Jul. 19, 2016**

(54) **DISPLAY SCREEN WITH ICON**
(71) Applicant: **Microsoft Corporation**, Redmond, WA (US)
(72) Inventors: **Alex Anthony Tursi**, Seattle, WA (US);
Ramiro Torres, Seattle, WA (US);
David Hose, Redmond, WA (US);
Robert Massa, Redmond, WA (US);
Alex Malkiewicz, Redmond, WA (US);
Mike Lajoie, Redmond, WA (US)

(73) Assignee: **Microsoft Corporation**, Redmond, WA (US)

(**) Term: **14 Years**

(21) Appl. No.: **29/513,282**

(22) Filed: **Dec. 30, 2014**

(51) **LOC (10) Cl.** **14-04**

(52) **U.S. Cl.**
USPC **D14/493**

(58) **Field of Classification Search**
USPC D14/485-495; D19/6-8; D20/11,
D20/22-32, 34-38
See application file for complete search history.

(56) **References Cited**

U.S. PATENT DOCUMENTS

D393,852 S *	4/1998	Norton	D14/493
D434,422 S	11/2000	Thomas et al.		
D498,763 S *	11/2004	Totten	D14/493
D531,187 S	10/2006	Gusmorino et al.		
D565,591 S *	4/2008	O'Donnell	D14/493
D611,496 S *	3/2010	Akiyoshi	D14/493
D619,617 S	7/2010	Dunn et al.		
D629,010 S *	12/2010	O'Donnell	D14/492

D633,523 S *	3/2011	Trabona	D14/493
D671,144 S *	11/2012	Washington	D14/492
D702,719 S *	4/2014	Aburatowski	D14/489
D704,737 S *	5/2014	Jewitt	D14/492
D711,423 S *	8/2014	Hollobaugh	D14/490
D736,257 S *	8/2015	Kim	D14/493
2009/0183114 A1 *	7/2009	Matulic	G06F 3/04817 715/810
2015/0082247 A1 *	3/2015	Iwanaga	G06F 17/30185 715/835

OTHER PUBLICATIONS

Asad, Taimur, New Icons in Windows 7 Build 7048, posted at Redmond Pie, posting date Mar. 8, 2009. [online], [site visited Feb. 29, 2016]. Available from Internet, <URL: <http://www.redmondpie.com/new-icons-in-windows-7-build-7048/>>.*

(Continued)

Primary Examiner — Karen E Kearney

Assistant Examiner — Kathleen Jones

(74) *Attorney, Agent, or Firm* — Banner & Witcoff, Ltd.

(57) **CLAIM**

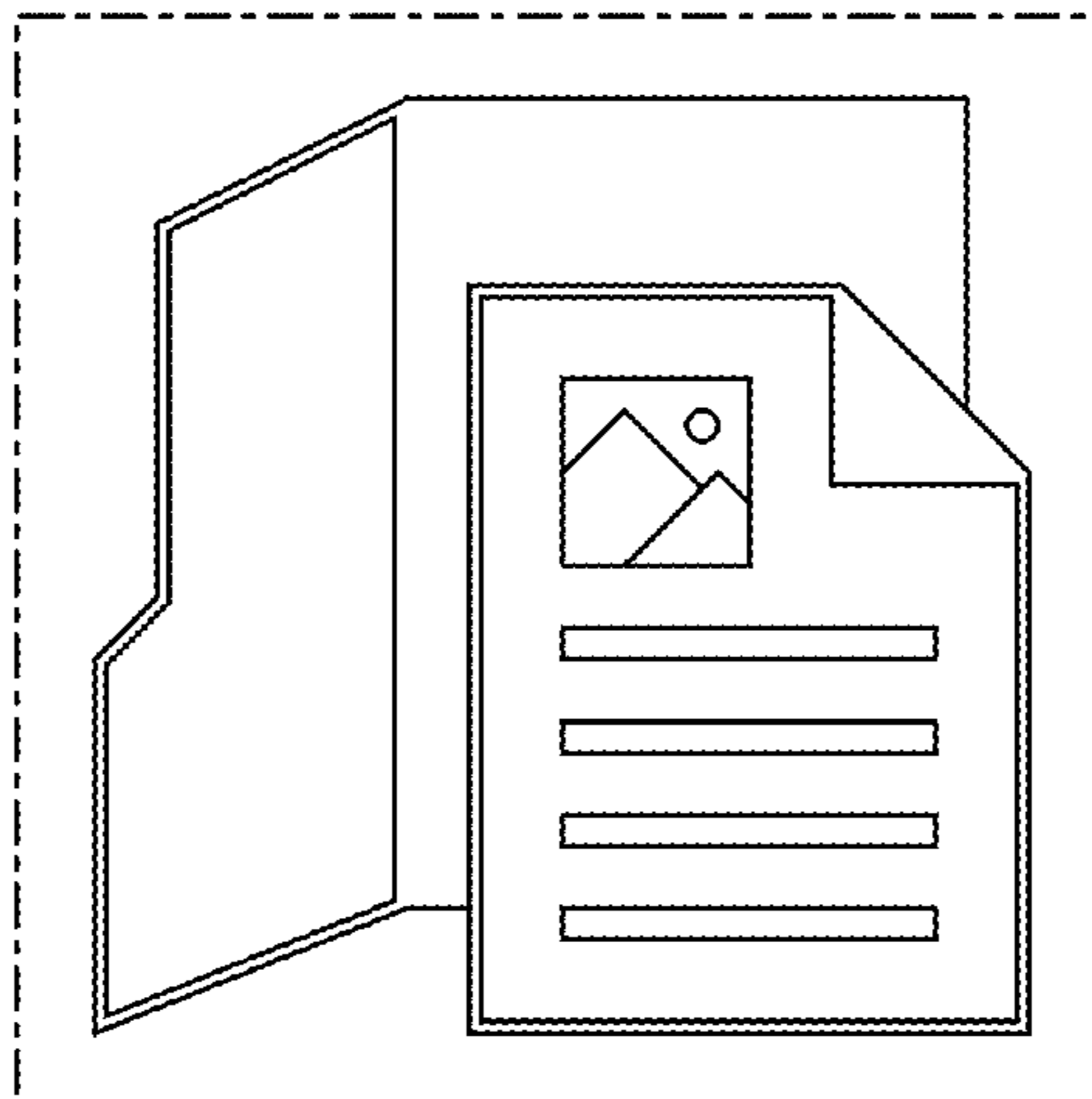
The ornamental design for a display screen with icon, as shown and described.

DESCRIPTION

FIG. 1 is a front view of a display screen with icon showing the icon enlarged and separate for clarity; and, FIG. 2 is a front view of a display screen with icon showing the new design.

The even-length broken line showing of the remainder of the display screen is for environmental purposes only and forms no part of the claimed design. The uneven-length broken line in FIG. 1 forms the boundary of the region shown in FIG. 2, and forms no part of the claimed design.

1 Claim, 2 Drawing Sheets



(56)

References Cited

OTHER PUBLICATIONS

V-Collection, Folder 3 Document Icon, posted at IconExperience, posting date Jan. 28, 2013. [online], [site visited Feb. 29, 2016]. Available from Internet, <URL: https://www.iconexperience.com/v_collection/icons/?icon=folder3_document>.*

Charuzu, Naming conventions for files and folders, posted at The Blog of Charles, posting date Sep. 6, 2011. [online], [site visited Feb.

29, 2016]. Available from Internet, <URL: <https://charuzu.wordpress.com/2011/09/06/file-folder-naming-conventions/>>.*

Kirstypargeter, Stock Illustration—icon for text document, posted at Can Stock Photo, posting date Jan. 10, 2009. [online], [site visited Feb. 29, 2016]. Available from Internet, <URL: <http://www.canstockphoto.com/icon-for-text-document-1418230.html>>.*

* cited by examiner

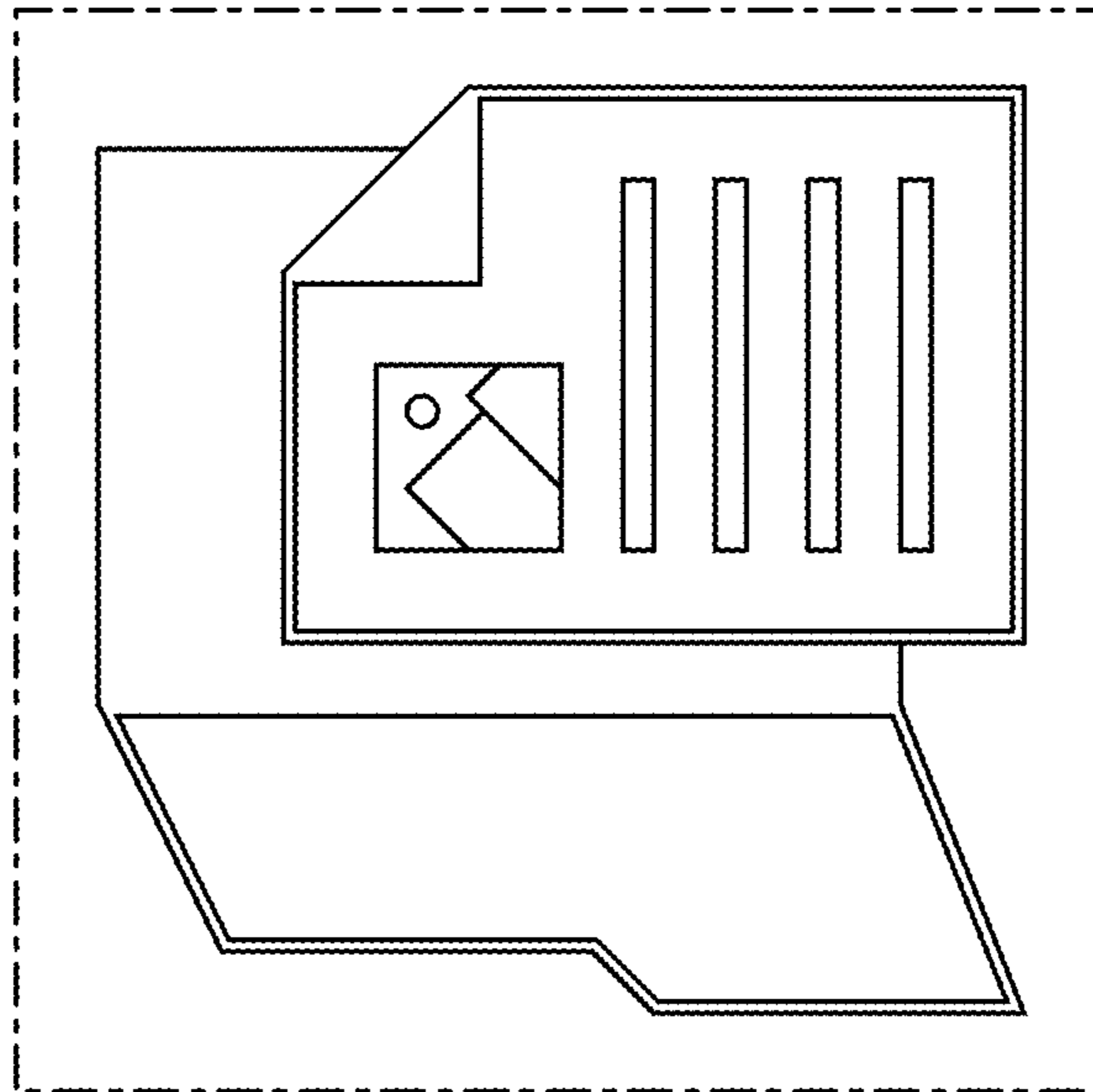


FIG. 1

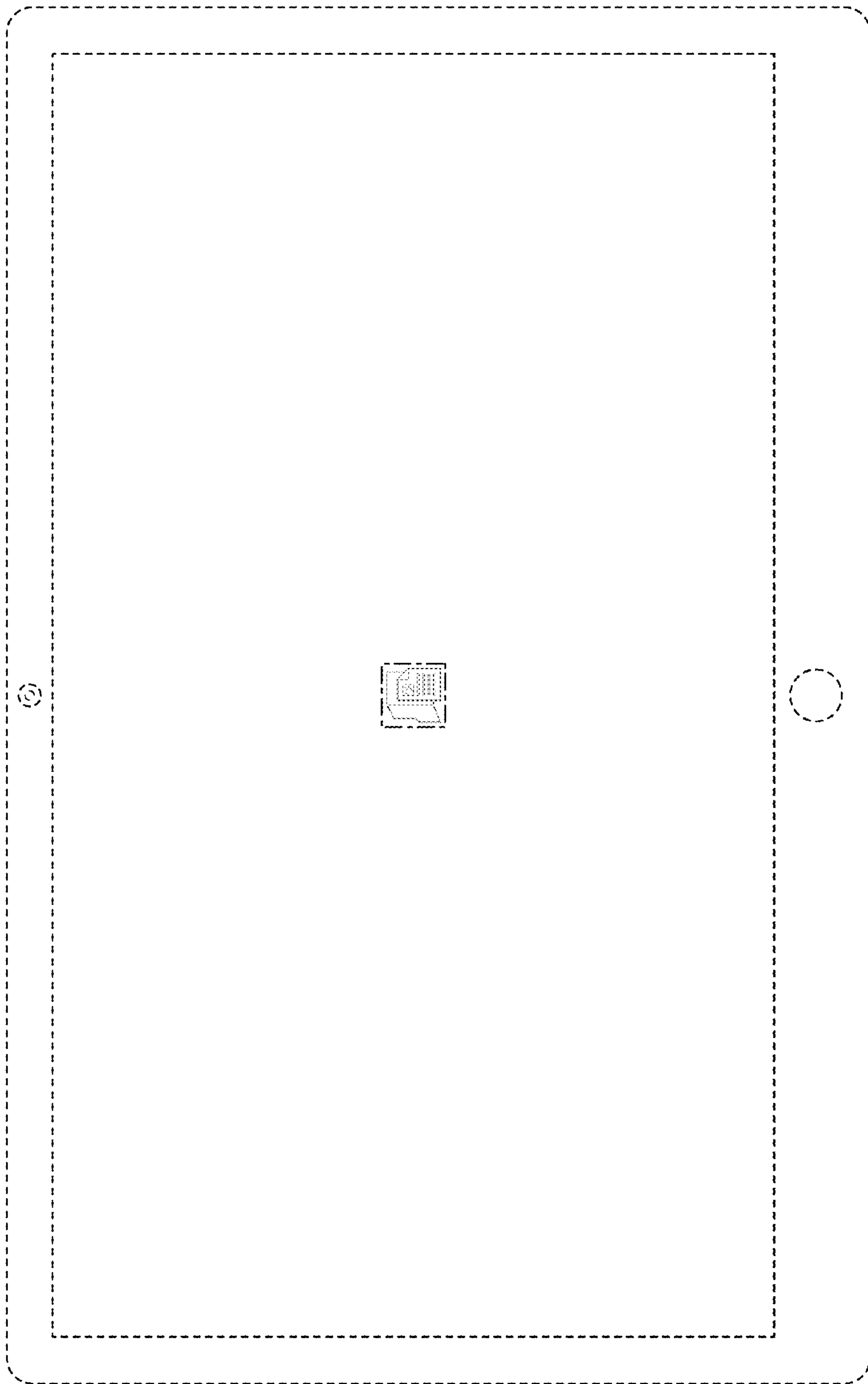


FIG. 2