

US00D761838S

(12) **United States Design Patent**
Yang et al.

(10) **Patent No.:** **US D761,838 S**
(45) **Date of Patent:** **** Jul. 19, 2016**

(54) **DISPLAY SCREEN OR PORTION THEREOF WITH TRANSITIONAL GRAPHICAL USER INTERFACE**

(71) Applicant: **Samsung Electronics Co., Ltd.**, Suwon-si (KR)
(72) Inventors: **Chang-Mo Yang**, Anyang-si (KR); **Eun-Joo Kim**, Seoul (KR); **Hyung-Min Kim**, Seoul (KR); **Soo-Jung Bae**, Seoul (KR); **Ho-Young Reho Lee**, Seoul (KR); **Chul-Ho Jang**, Seoul (KR)

(73) Assignee: **SAMSUNG ELECTRONICS CO., LTD.**, Suwon-Si (KR)

(**) Term: **14 Years**

(21) Appl. No.: **29/513,737**

(22) Filed: **Jan. 5, 2015**

(30) **Foreign Application Priority Data**

Aug. 28, 2014 (KR) 30-2014-0042029

(51) **LOC (10) Cl.** **14-04**

(52) **U.S. Cl.**
USPC **D14/487**; D14/492; D14/493

(58) **Field of Classification Search**
USPC D14/341, 485, 486, 487, 488, 491, 492, D14/493, 494, 495; 715/702, 716, 835, 859
CPC G06F 3/00; G06F 3/01; G06F 3/023; G06F 3/048

See application file for complete search history.

(56) **References Cited**

U.S. PATENT DOCUMENTS

5,940,078 A * 8/1999 Nagarajayya G06F 3/04817
715/835
D597,101 S * 7/2009 Chaudhri D14/488
D631,060 S * 1/2011 Flik D14/486
D644,240 S * 8/2011 Arnold D14/487
D664,984 S 8/2012 Lee
D676,866 S * 2/2013 Chaudhri D14/487

D704,726 S 5/2014 Maxwell
D726,735 S * 4/2015 Asai D14/485
D739,416 S * 9/2015 Park D14/485
D745,004 S * 12/2015 Kim D14/341
D746,866 S * 1/2016 Memoria D14/492
D748,120 S * 1/2016 Bauer D14/486
2008/0098331 A1 * 4/2008 Novick G06F 3/0233
715/835
2009/0307591 A1 * 12/2009 Pham H04N 5/4403
715/716
2011/0161811 A1 * 6/2011 Choi G11B 19/025
715/702

FOREIGN PATENT DOCUMENTS

KR 30-0599257 5/2011

OTHER PUBLICATIONS

Davies, Chris, "Samsung demos curved phone concepts (plus what's likely the Galaxy S4 display)", posted at slashgear.com, Jan. 14, 2013, [site visited Feb. 11, 2016]. Available from Internet: <<http://www.slashgear.com/samsung-demos-curved-phone-concepts-plus-whats-likely-the-galaxy-s4-display-14265153>>.*

Skinner, Carrie-Ann, "How to set up email on an Android smartphone", posted at pcadvisor.co.uk, Apr. 15, 2011, [site visited Jan. 27, 2016]. Available from Internet: <<http://www.pcadvisor.co.uk/how-to/mobile-phone/how-to-set-up-email-on-an-android-smartphone-3274528>>.*

"Pierogi: A Universal Infrared Remote Control App for the Nokia N900", posted at pierogi.garage.maemo.org, Jan. 26, 2012, [site visited Jan. 28, 2016]. Available from Internet: <<http://pierogi.garage.maemo.org>>.*

Haselton, Todd, "iPhone 6 Concept Video Shows off Full Wrap-Around Display", posted at technobuffalo.com, Apr. 19, 2013, [site visited Jan. 20, 2016]. Available from Internet: <<http://www.technobuffalo.com/2013/04/19/iphone-6-concept-video>>.*

* cited by examiner

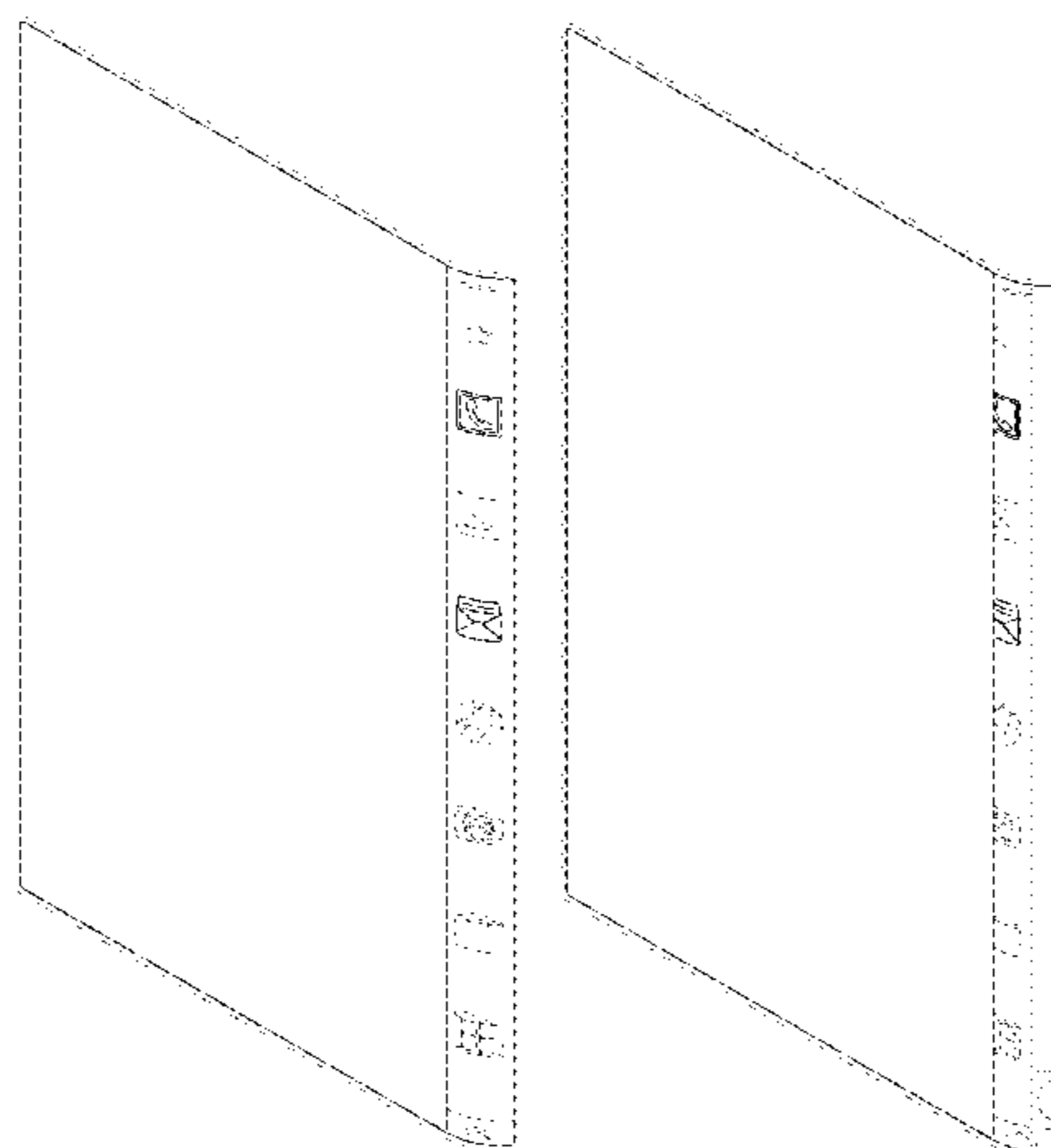
Primary Examiner — Karen E Kearney

Assistant Examiner — John M Otte

(74) Attorney, Agent, or Firm — McAndrews Held & Malloy, Ltd.

(57) **CLAIM**

The ornamental design for a display screen or portion thereof with transitional graphical user interface, as shown and described.



DESCRIPTION

FIG. 1 is a front perspective view of the first image in a sequence for a display screen or portion thereof with transitional graphical user interface showing our new design;

FIG. 2 is a front perspective view of the second image thereof;

FIG. 3 is a front perspective view of the third image thereof;

FIG. 4 is a front perspective view of the fourth image thereof;

FIG. 5 is a front perspective view of the fifth image thereof;

FIG. 6 is a front perspective view of the sixth image thereof;

FIG. 7 is a front perspective view of the seventh image thereof;

FIG. 8 is a front view of the first image in a sequence shown in FIG. 1;

FIG. 9 is a front view of the second image in a sequence shown in FIG. 2;

FIG. 10 is a front view of the third image in a sequence shown in FIG. 3;

FIG. 11 is a front view of the fourth image in a sequence shown in FIG. 4;

FIG. 12 is a front view of the fifth image in a sequence shown in FIG. 5;

FIG. 13 is a front view of the sixth image in a sequence shown in FIG. 6;

FIG. 14 is a front view of the seventh image in a sequence shown in FIG. 7;

FIG. 15 is a front view of the first image in a sequence shown in FIG. 1;

FIG. 16 is a right-side view of the second image in a sequence shown in FIG. 2;

FIG. 17 is a right-side view of the third image in a sequence shown in FIG. 3;

FIG. 18 is a right-side view of the fourth image in a sequence shown in FIG. 4;

FIG. 19 is a right-side view of the fifth image in a sequence shown in FIG. 5;

FIG. 20 is a right-side view of the sixth image in a sequence shown in FIG. 6;

FIG. 21 is a right-side view of the seventh image in a sequence shown in FIG. 7; and,

FIG. 22 is a front perspective view of the first image in the sequence showing our new design in the context of a different environment.

The subject matter in this patent includes a process or period in which an image changes into another image. This process or period forms no part of the claimed design.

The dashed broken lines showing portions of the display screen or portion thereof with graphical user interface are for environmental purposes only and form no part of the claimed design.

1 Claim, 22 Drawing Sheets

FIG. 1




FIG. 2




FIG. 3




FIG. 4




FIG. 5




FIG. 6




FIG. 7




FIG. 8




FIG. 9




FIG. 10




FIG. 11




FIG. 12




FIG. 13




FIG. 14




FIG. 15

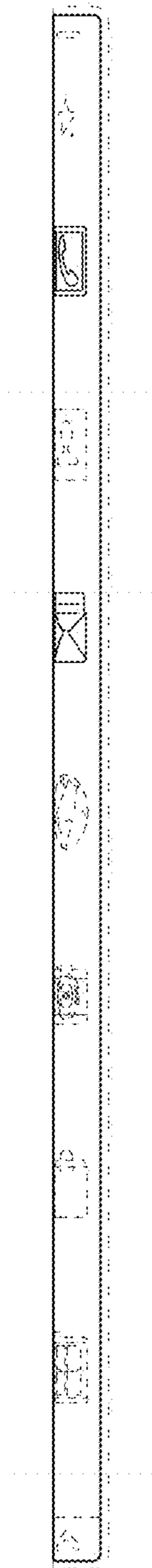


FIG. 16

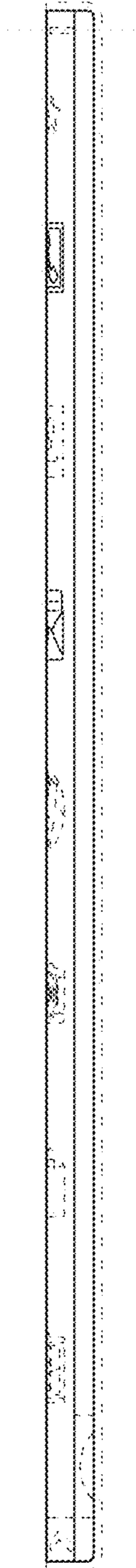


FIG. 17




FIG. 18




FIG. 19




FIG. 20



FIG. 21



FIG.22

