



US00D761812S

(12) **United States Design Patent**
Motamedi

(10) **Patent No.:** **US D761,812 S**

(45) **Date of Patent:** **** Jul. 19, 2016**

(54) **DISPLAY SCREEN OR PORTION THEREOF WITH ANIMATED GRAPHICAL USER INTERFACE**

(71) Applicant: **salesforce.com, inc.**, San Francisco, CA (US)

(72) Inventor: **Nima Motamedi**, Toronto (CA)

(73) Assignee: **salesforce.com, inc.**, San Francisco, CA (US)

(**) Term: **14 Years**

(21) Appl. No.: **29/503,865**

(22) Filed: **Sep. 30, 2014**

(51) **LOC (10) Cl.** **14-04**

(52) **U.S. Cl.**
USPC **D14/485**

(58) **Field of Classification Search**
USPC D14/485-495; 715/763
CPC G06F 3/04845; G06F 3/04847; G06F 1/1692; G06F 3/04817; G06F 3/16; G06F 3/165; G06F 15/02; G06Q 10/063114; H04N 1/00477; G11B 27/34; H04M 1/72558; G06T 13/80

See application file for complete search history.

(56) **References Cited**

U.S. PATENT DOCUMENTS

5,392,388	A *	2/1995	Gibson	G06F 3/04845 345/684
D561,193	S *	2/2008	O'Mullan	D14/487
D591,305	S *	4/2009	Shimoda	D14/485
D644,661	S *	9/2011	Gardner	D14/495
D669,499	S *	10/2012	Gardner	D14/495
D690,737	S *	10/2013	Wen	D14/489
D697,518	S *	1/2014	Thomsen	D14/485
D701,882	S *	4/2014	Soegiono	D14/489
D708,221	S *	7/2014	Danton	D14/492
D715,313	S *	10/2014	Hontz, Jr.	D14/485

D718,325	S *	11/2014	Schoger	D14/486
D724,621	S *	3/2015	Rydenhag	D14/489
8,976,126	B2 *	3/2015	Kim	D06F 39/005 345/173
D727,336	S *	4/2015	Allison	D14/485
D727,928	S *	4/2015	Allison	D14/485
9,098,180	B1 *	8/2015	Craig	G06F 3/04847
D739,872	S *	9/2015	Bang	D14/488

(Continued)

Primary Examiner — Barbara Fox

Assistant Examiner — Kimberly Barnes

(74) *Attorney, Agent, or Firm* — Sterne, Kessler, Goldstein & Fox P.L.L.C.

(57) **CLAIM**

The ornamental design for a display screen or portion thereof with animated graphical user interface, as shown and described.

DESCRIPTION

FIG. 1 is a front view of a display screen or portion thereof with animated graphical user interface showing the first image of a sequence showing my new design;

FIG. 2 is a second image thereof;

FIG. 3 is a third image thereof;

FIG. 4 is a front view of another embodiment of a display screen or portion thereof with animated graphical user interface showing the first image of another sequence showing my new design;

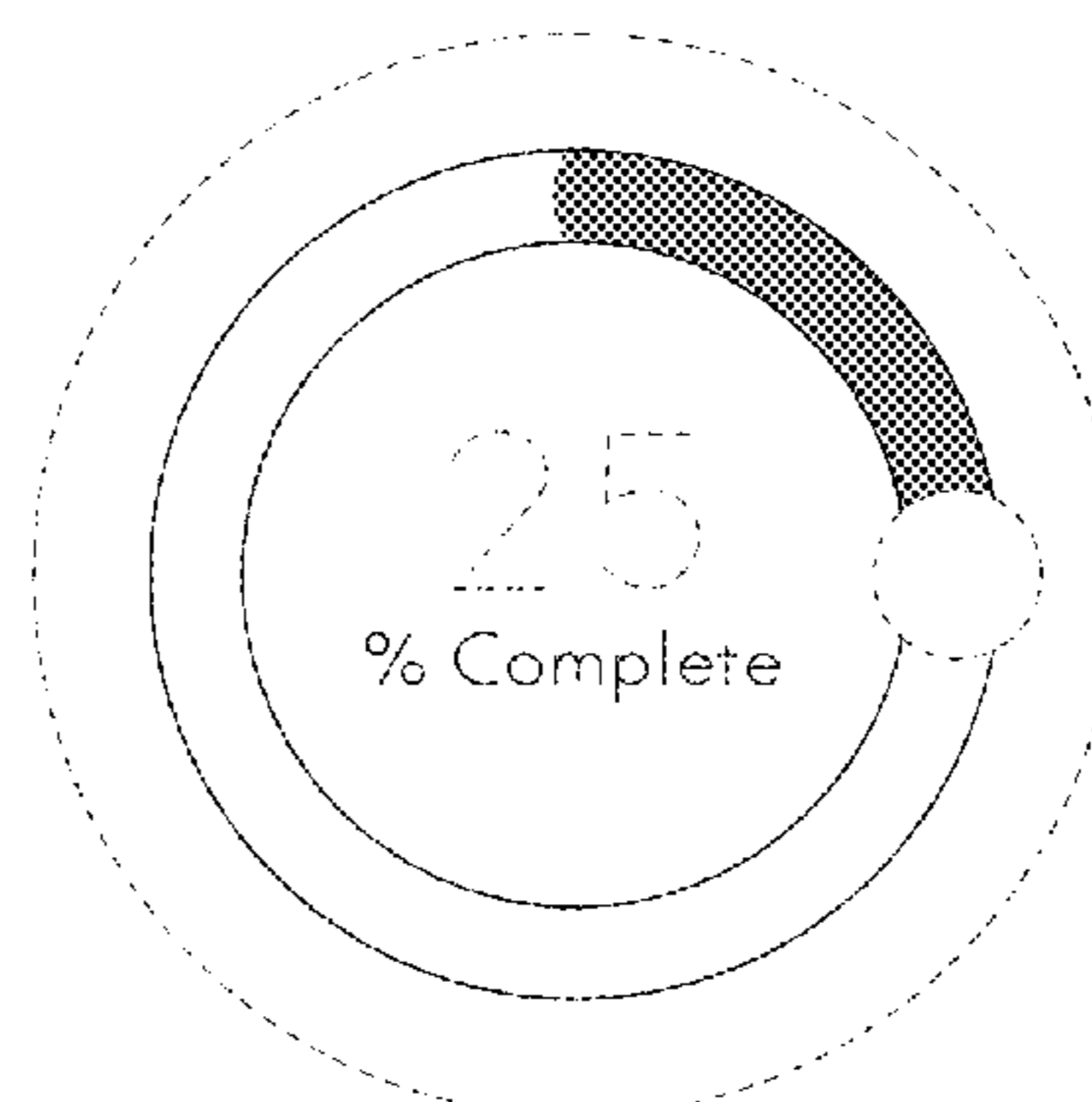
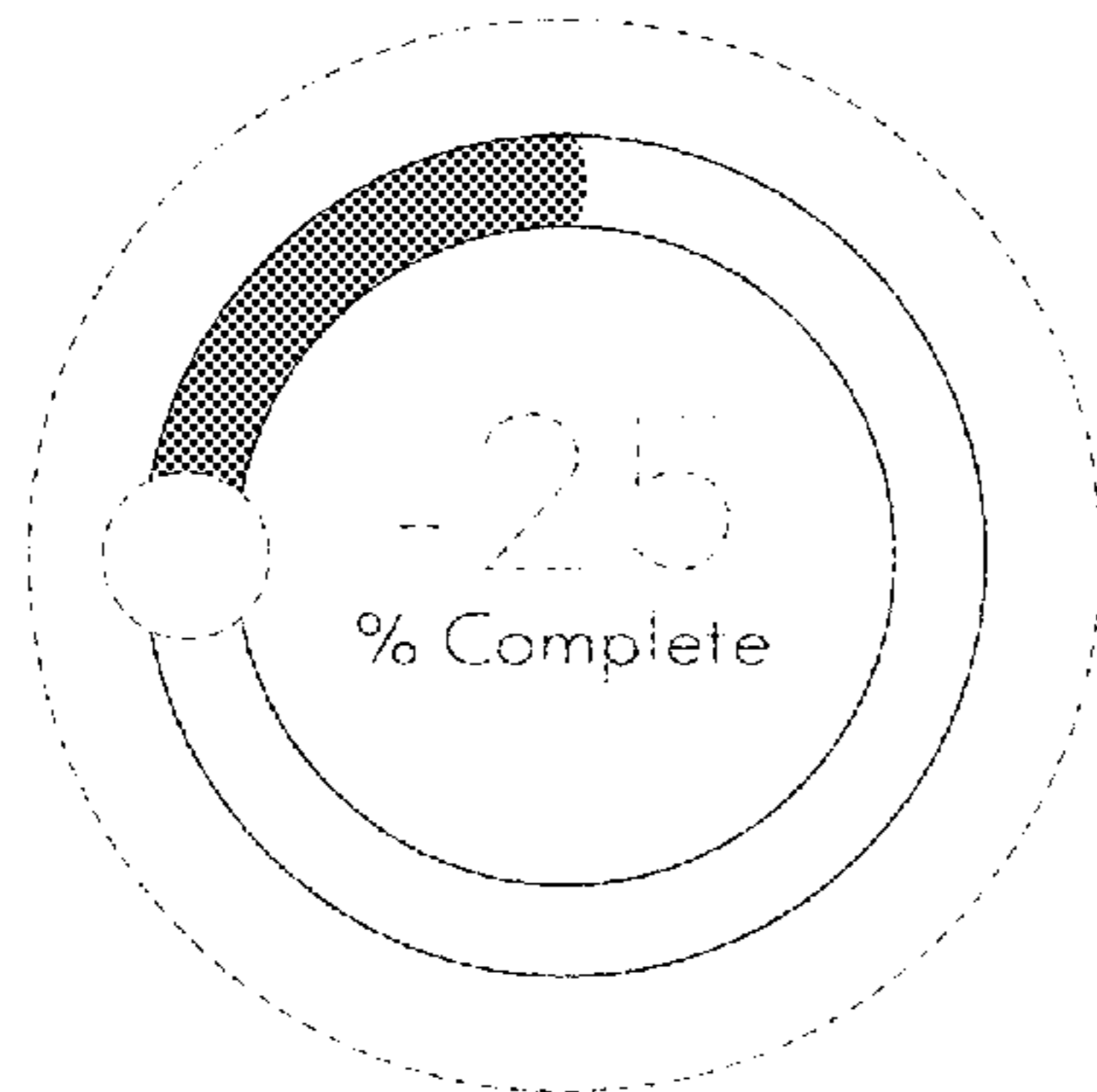
FIG. 5 is a second image thereof; and,

FIG. 6 is a third image thereof.

The broken lines around FIGS. 1-6 show a display screen or portion thereof that forms no part of the claimed design. The broken lines within FIGS. 2, 3, 5, and 6 show portions of the animated graphical user interface that form no part of the claimed design.

The appearance of the animated images sequentially transitions between the images shown in FIGS. 1-3 and 4-6. The process or period in which one image transitions to another forms no part of the claimed design.

1 Claim, 2 Drawing Sheets



(56)

References Cited

U.S. PATENT DOCUMENTS

9,122,383 B2 * 9/2015 Kamath G06F 3/04847
D740,301 S * 10/2015 Soegiono D14/485
D741,898 S * 10/2015 Soegiono D14/488
2007/0136679 A1 * 6/2007 Yang H04N 5/44513
715/772
2014/0189737 A1 * 7/2014 Jang H04N 21/42225
725/39

2014/0208241 A1 * 7/2014 Charles G06F 9/445
715/760
2015/0186003 A1 * 7/2015 Jong G06F 3/0485
715/830
2015/0325271 A1 * 11/2015 Kim G11B 27/11
386/230
2016/0062730 A1 * 3/2016 Kwon G06F 3/165
715/716

* cited by examiner

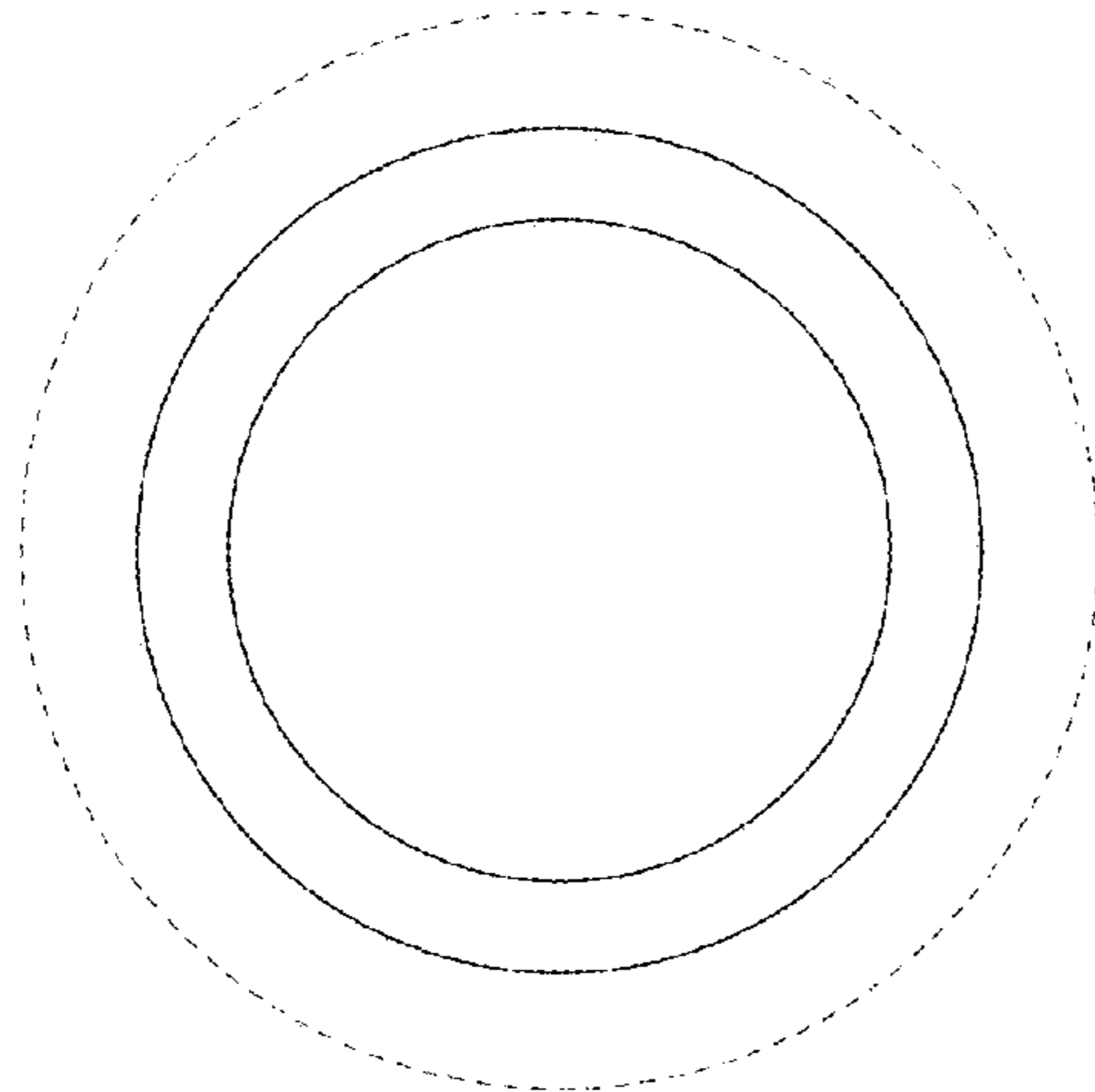


FIG. 1

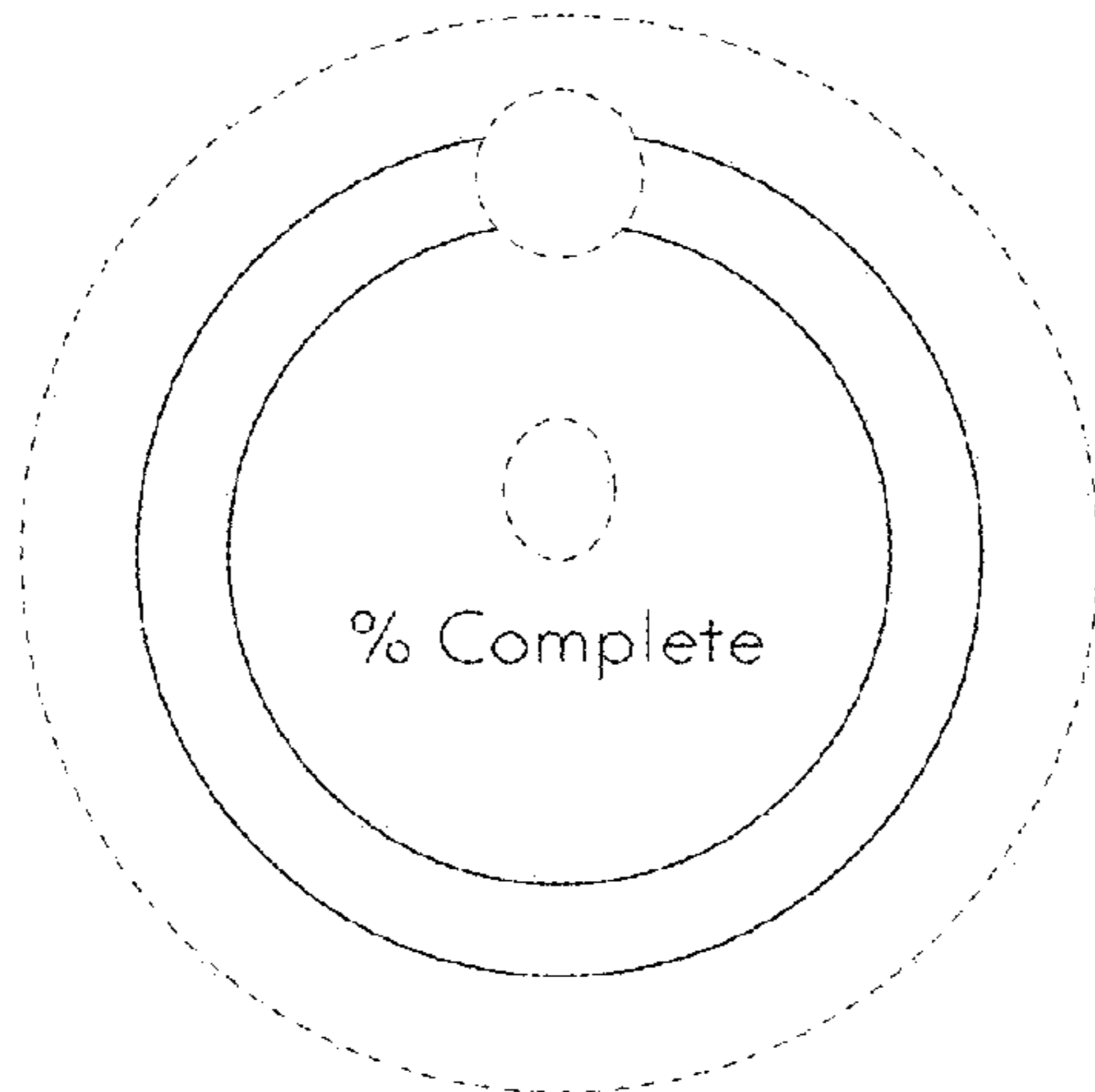


FIG. 2

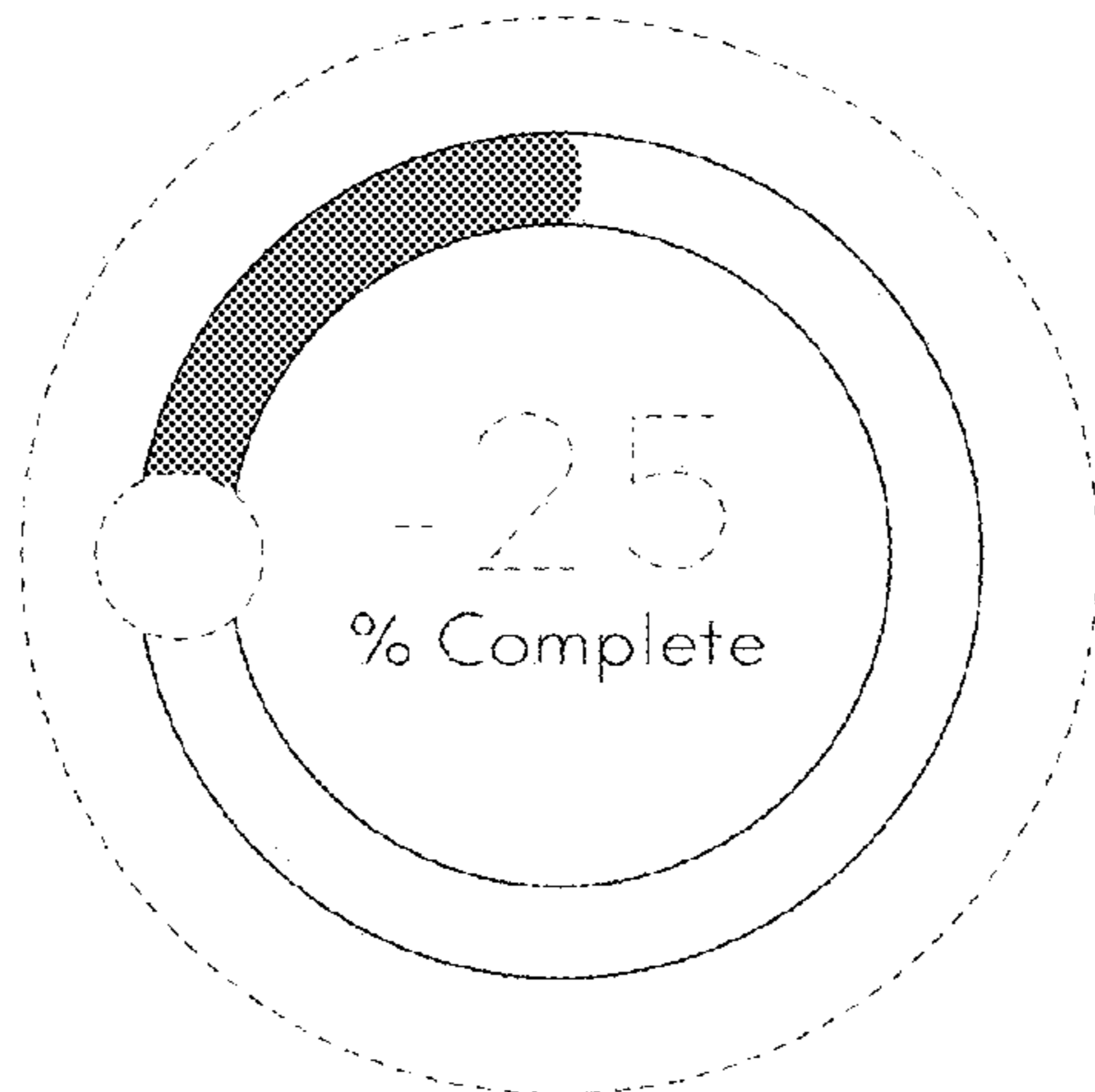


FIG. 3

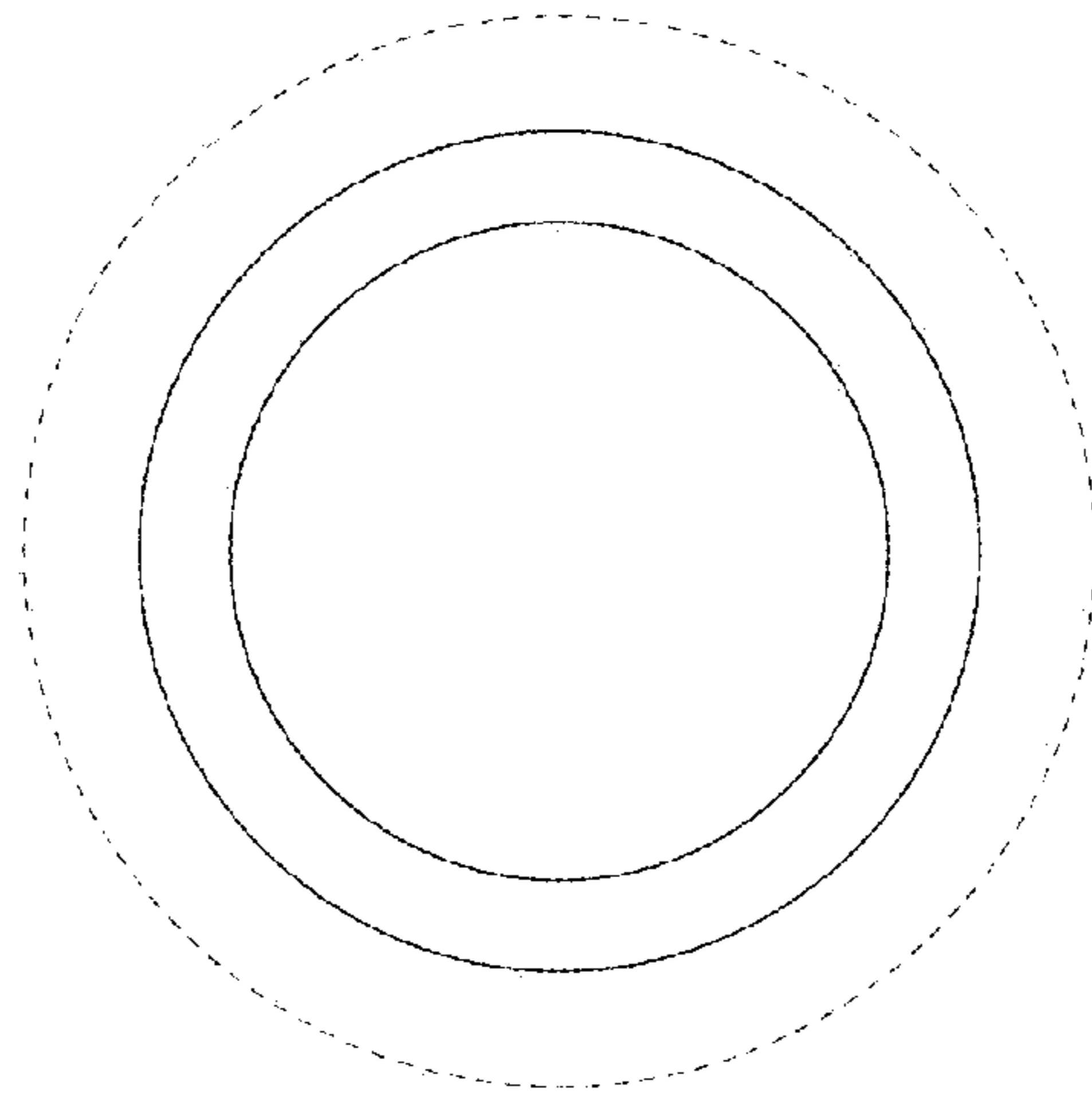


FIG. 4

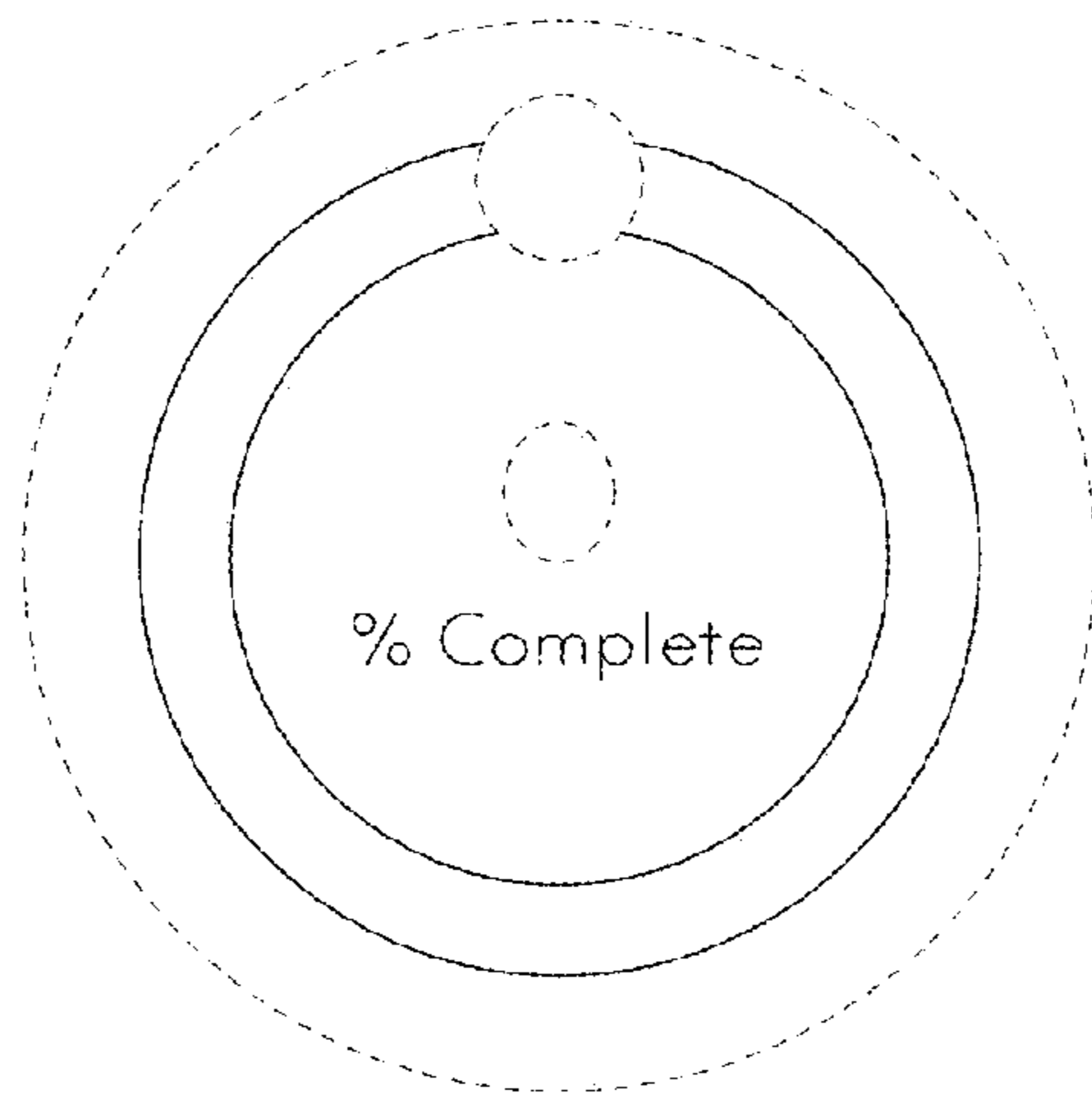


FIG. 5

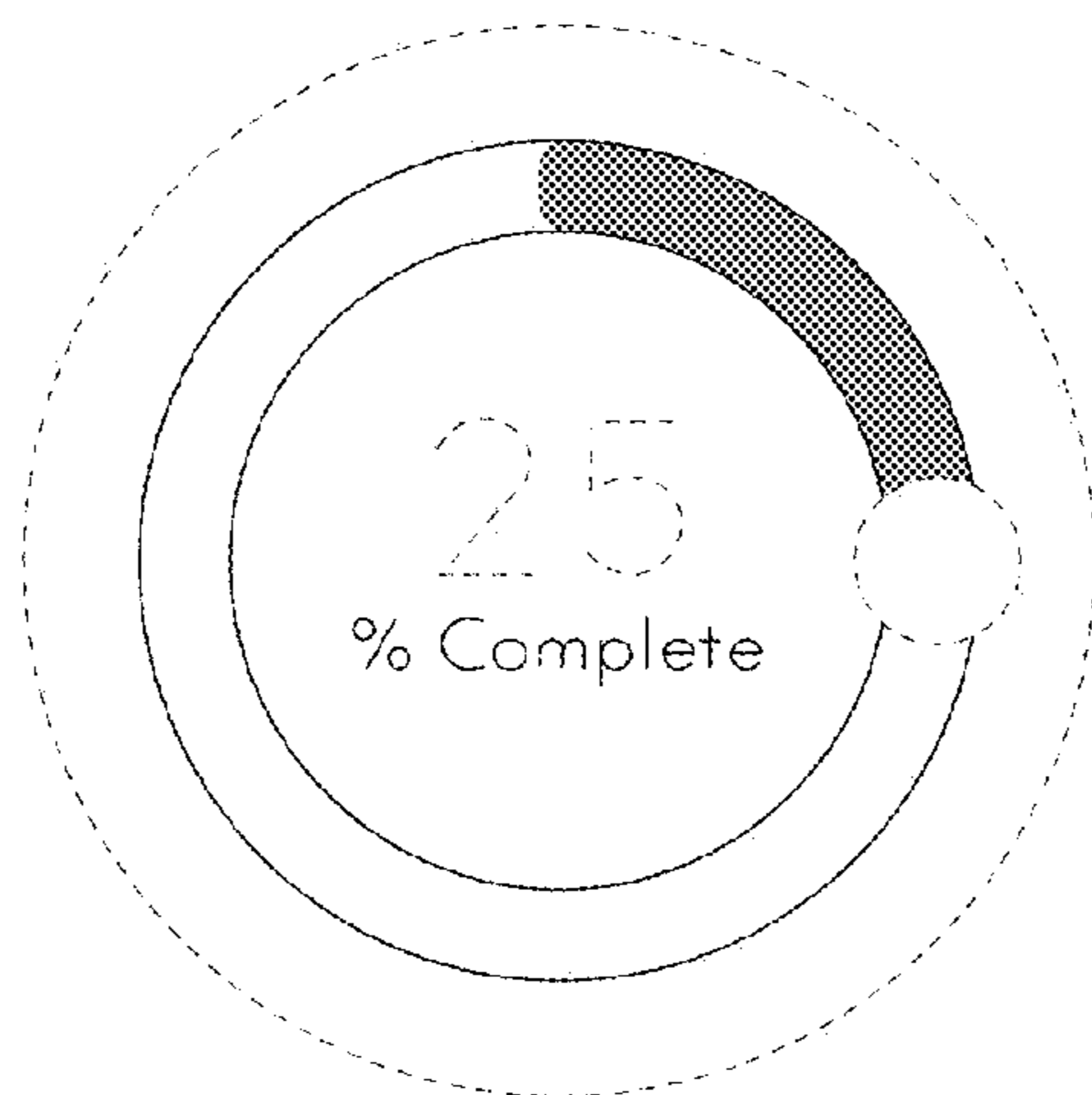


FIG. 6