

US00D761794S

(12) **United States Design Patent**  
**Schoenert et al.**

(10) **Patent No.:** **US D761,794 S**  
(45) **Date of Patent:** **\*\* Jul. 19, 2016**

(54) **DISPLAY DEVICE**

(71) Applicant: **Microsoft Corporation**, Redmond, WA (US)

(72) Inventors: **Rich Schoenert**, Sherwood, OR (US);  
**Chris Valentine**, Portland, OR (US);  
**Peter Oehler**, Redmond, WA (US);  
**Catherine Kim**, Redmond, WA (US);  
**Dennis Matthew Puhalla**, Chicago, IL (US);  
**Dustin Brown**, Chicago, IL (US);  
**David Seal**, Chicago, IL (US)

(73) Assignee: **Microsoft Corporation**, Redmond, WA (US)

(\*\*) Term: **14 Years**

(21) Appl. No.: **29/493,890**

(22) Filed: **Jun. 13, 2014**

(51) **LOC (10) Cl.** ..... **14-02**

(52) **U.S. Cl.**  
USPC ..... **D14/371**

(58) **Field of Classification Search**  
USPC ..... D14/371-375, 125-129, 336, 337, 341;  
341/12; 345/104, 156, 168, 173;  
348/180, 184, 325, 739; 349/1, 2, 11,  
349/62; 361/679.05-679.07, 679.21;  
D6/300, 308  
CPC ..... G06F 1/16; G06F 1/1601; G06F 3/037;  
G06F 1/162

See application file for complete search history.

(56) **References Cited**

U.S. PATENT DOCUMENTS

D496,041 S *	9/2004	Chen	.....	D14/371
7,016,181 B2 *	3/2006	Ito et al.	.....	361/679.31
D556,707 S *	12/2007	Fujii	.....	D14/126
D598,445 S *	8/2009	Pan et al.	.....	D14/336
D602,259 S *	10/2009	Finnegan	.....	D6/300
D606,536 S *	12/2009	Smith et al.	.....	D14/336
D657,787 S *	4/2012	Fletcher et al.	.....	D14/336
D690,294 S *	9/2013	Isonaga et al.	.....	D14/336

\* cited by examiner

*Primary Examiner* — Freda S Nunn

(74) *Attorney, Agent, or Firm* — Banner & Witcoff, Ltd.

(57) **CLAIM**

The ornamental design for a display device, as shown and described.

**DESCRIPTION**

FIG. 1 is a front perspective view of a display device showing the new design;

FIG. 2 is a rear perspective view thereof;

FIG. 3 is a front view thereof;

FIG. 4 is a rear view thereof;

FIG. 5 is a right side view thereof;

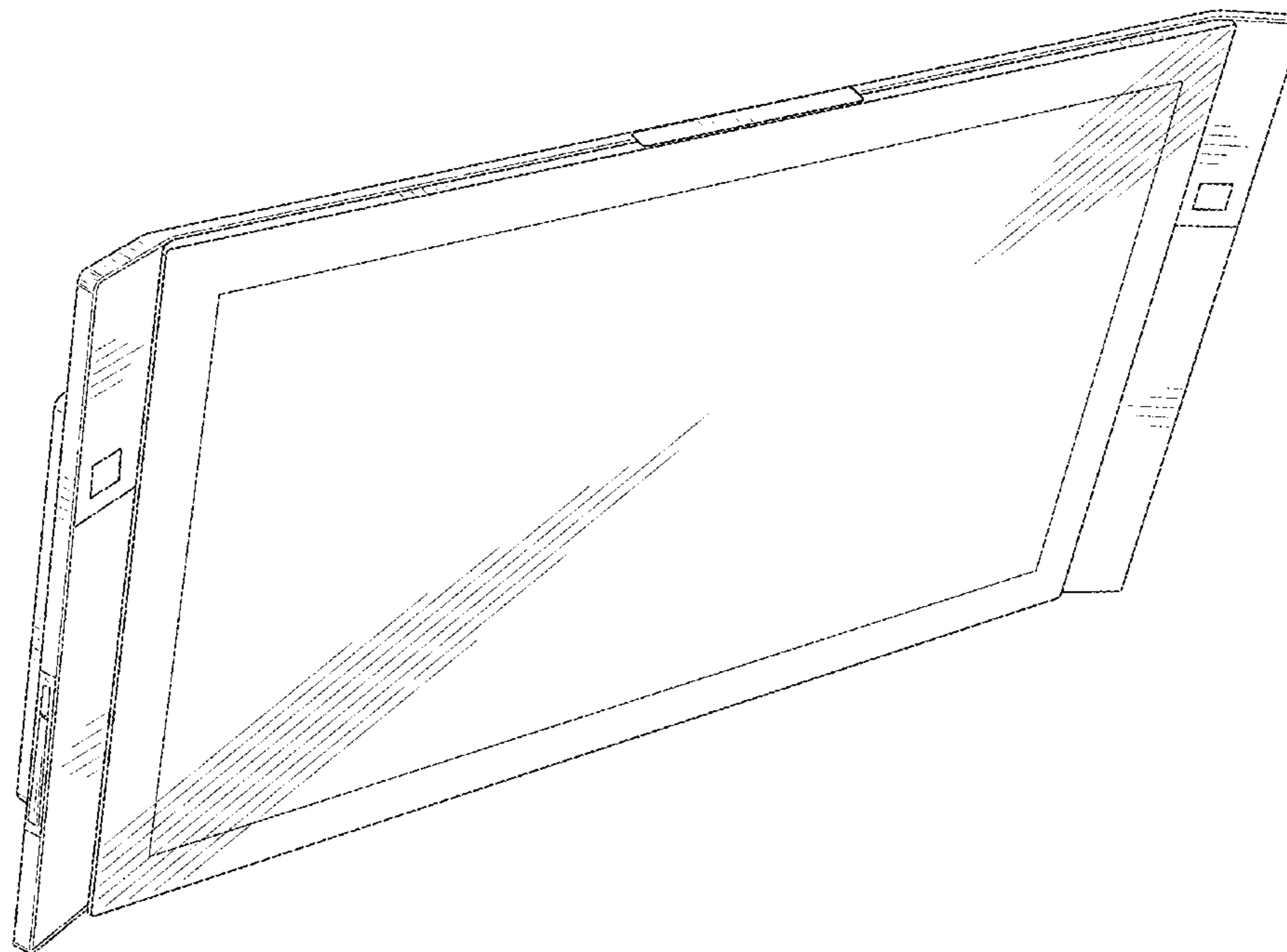
FIG. 6 is a left side view thereof;

FIG. 7 is a top view thereof; and,

FIG. 8 is a bottom view thereof.

The broken line showing of the remainder of the display device in FIGS. 1-8 is for environmental purposes only and forms no part of the claimed design.

**1 Claim, 6 Drawing Sheets**



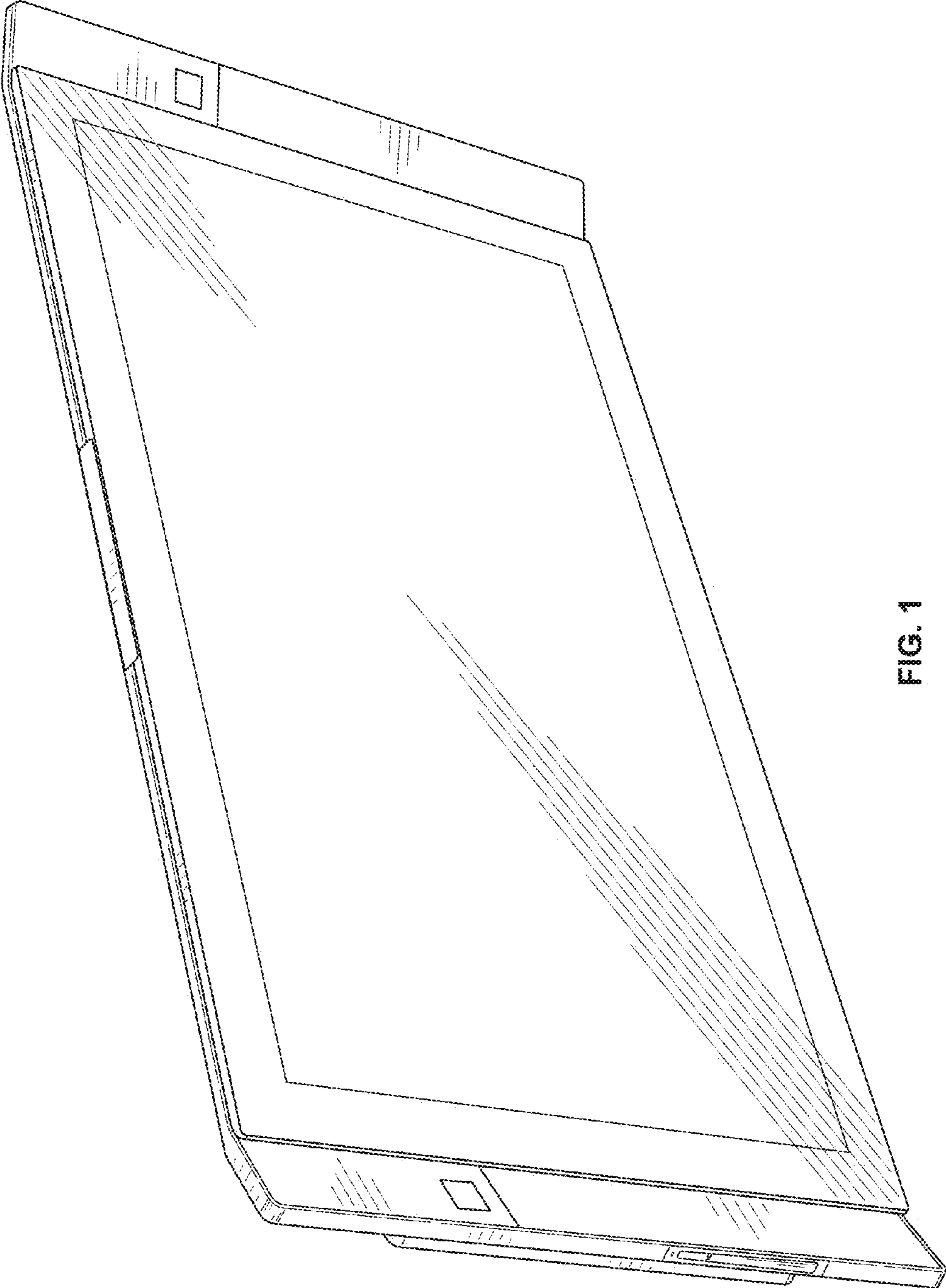


FIG. 1

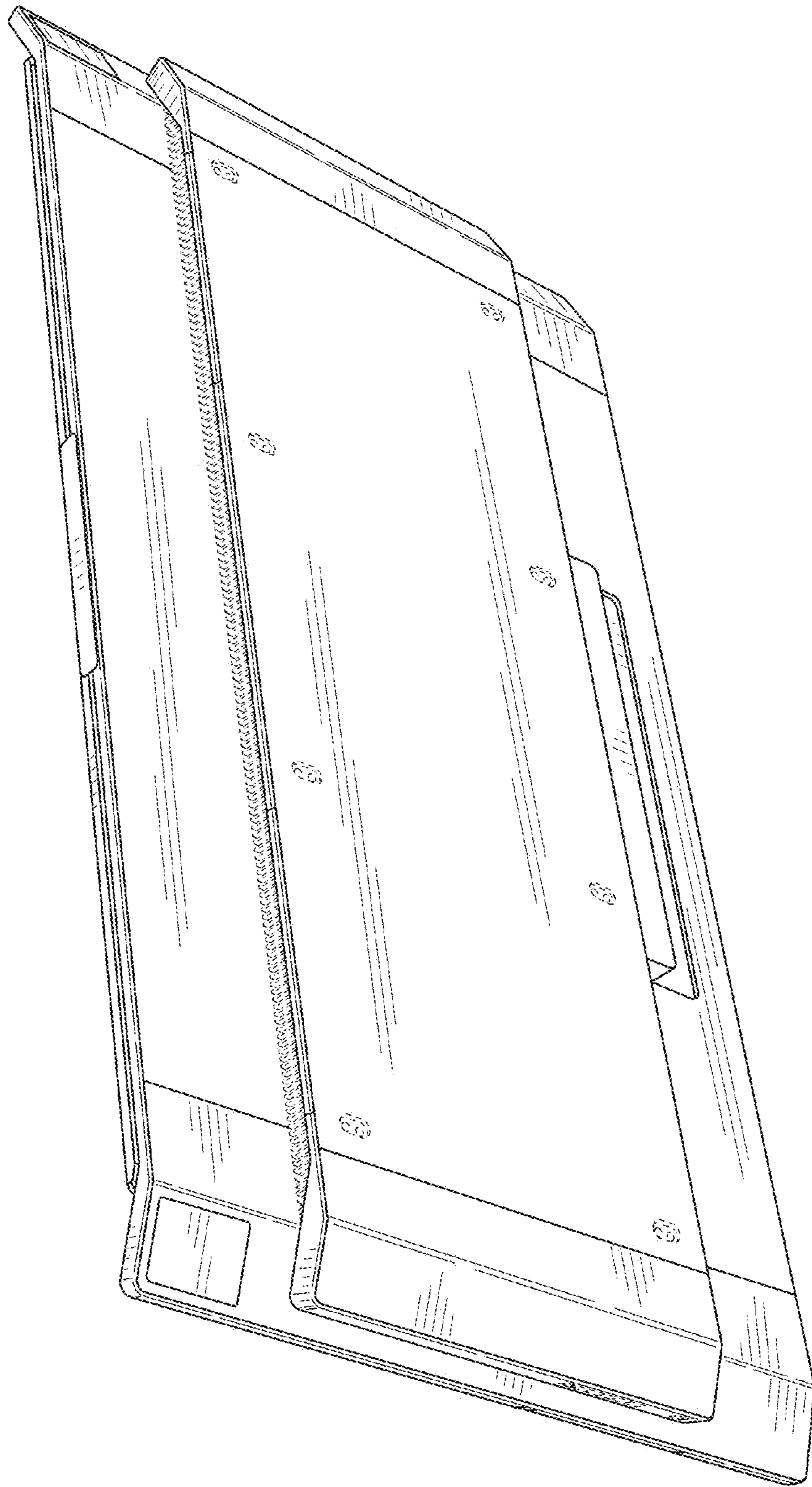


FIG. 2

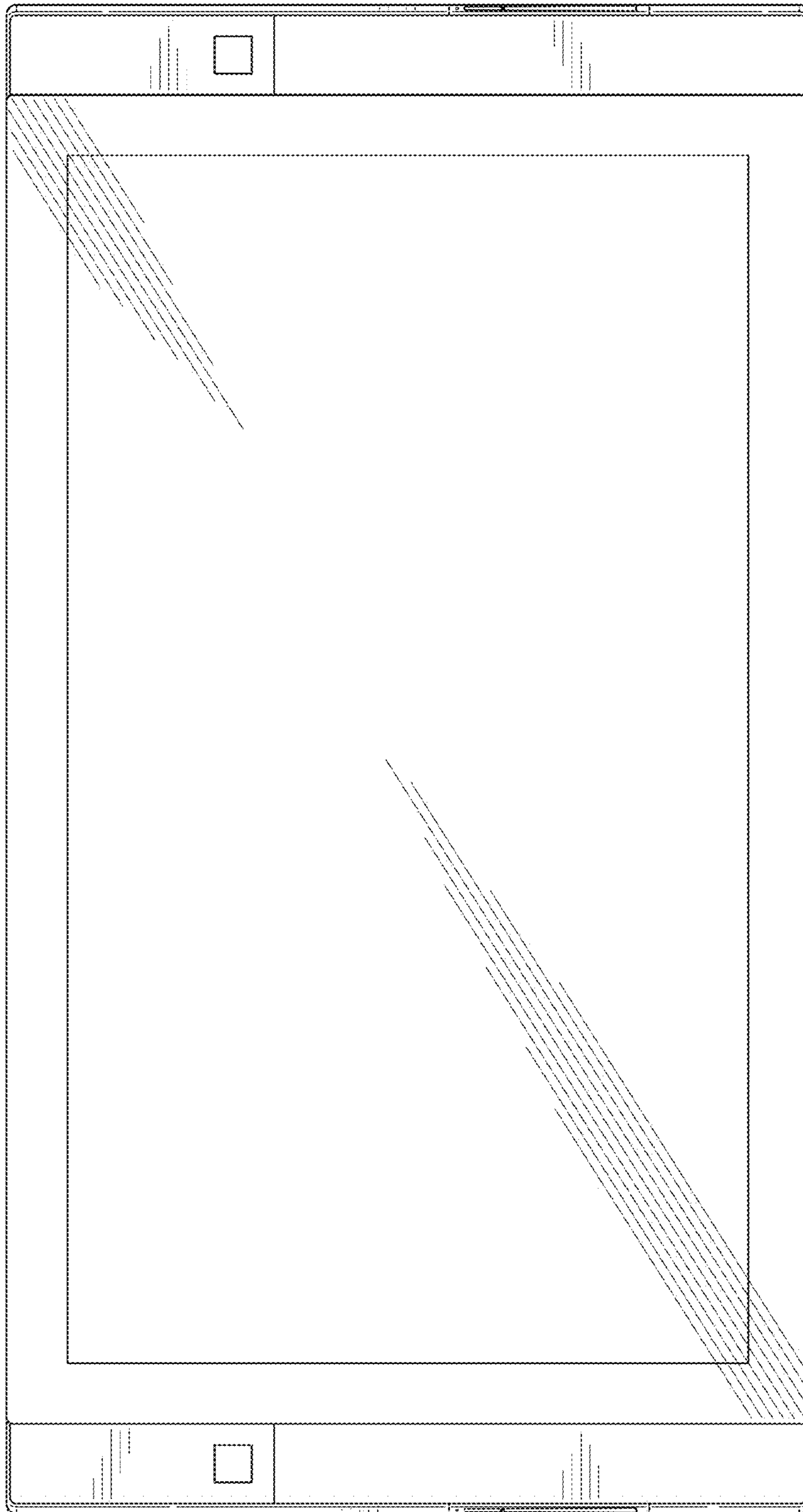


FIG. 3

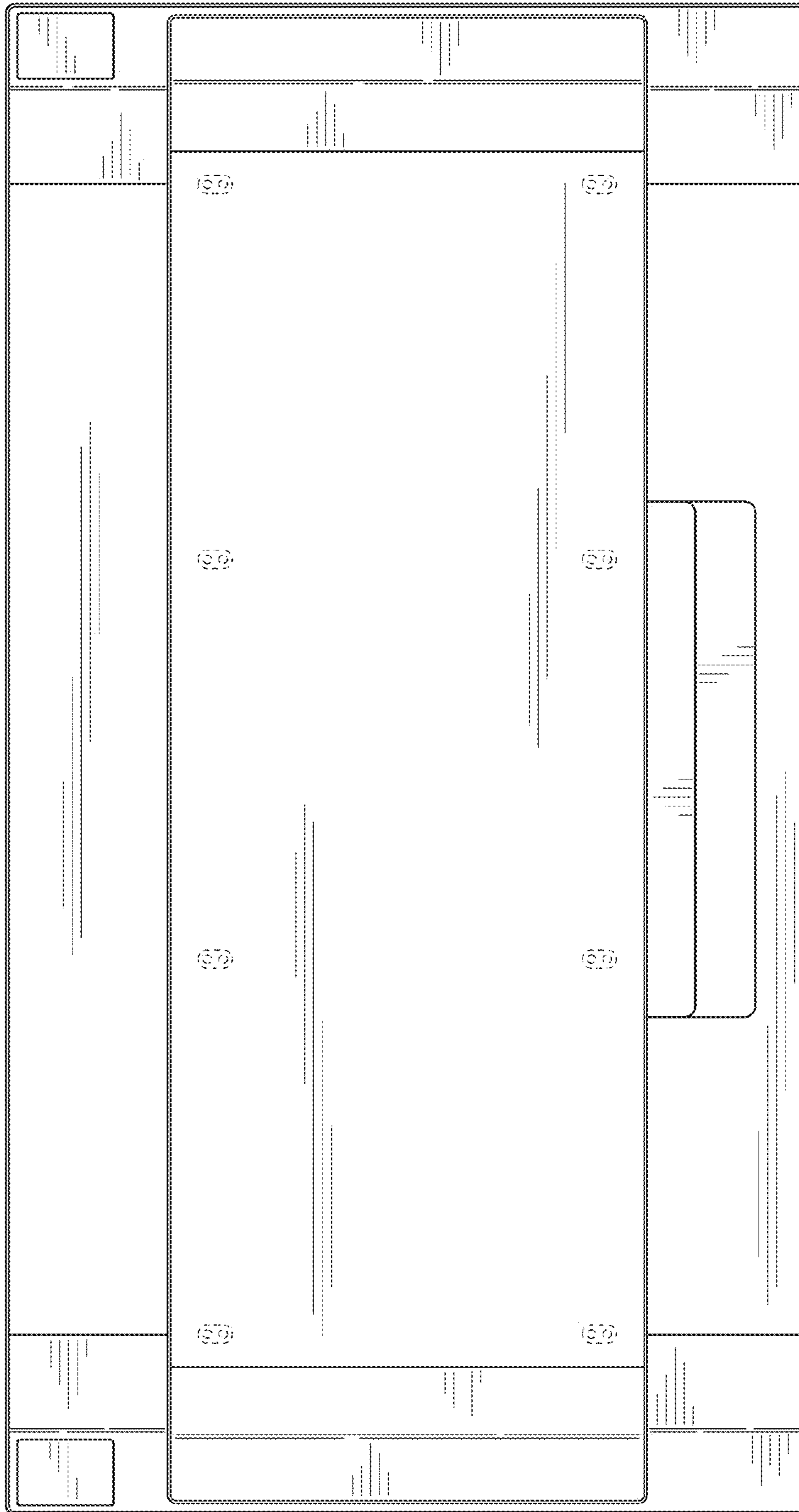


FIG. 4

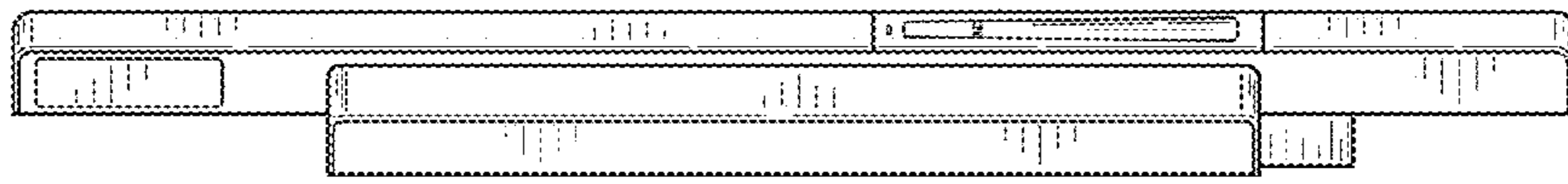


FIG. 6

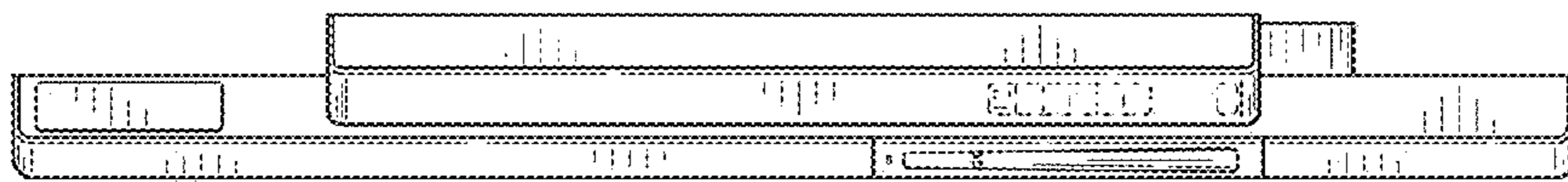


FIG. 5




FIG. 7

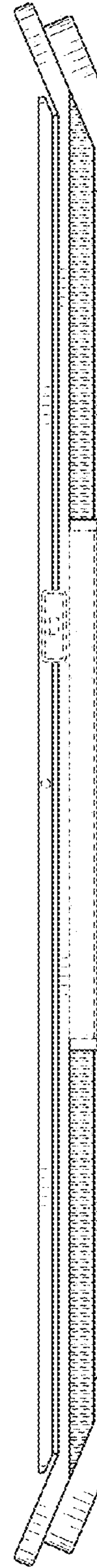


FIG. 8