



US00D761789S

(12) **United States Design Patent**
Yamazaki

(10) **Patent No.:** **US D761,789 S**
(45) **Date of Patent:** **** *Jul. 19, 2016**

(54) **PORTABLE INFORMATION TERMINAL**

(71) Applicant: **SEMICONDUCTOR ENERGY LABORATORY CO., LTD.**, Atsugi-shi, Kanagawa-ken (JP)

(72) Inventor: **Shunpei Yamazaki**, Tokyo (JP)

(73) Assignee: **Semiconductor Energy Laboratory Co., LTD.**, Kanagawa-ken (JP)

(*) Notice: This patent is subject to a terminal disclaimer.

(**) Term: **14 Years**

(21) Appl. No.: **29/498,847**

(22) Filed: **Aug. 8, 2014**

(30) **Foreign Application Priority Data**

Feb. 13, 2014 (JP) 2014-002831

(51) **LOC (10) Cl.** **14-02**

(52) **U.S. Cl.**
USPC **D14/341**

(58) **Field of Classification Search**

USPC D14/345, 341, 138 AB, 138 G, 496, 331, D14/440, 445, 126, 127, 132, 202, 203.4; 313/511; 361/679.01, 679.27, 749, 361/679.04, 679.03, 679.32, 679.11, 361/679.26; 455/575.1, 575.3, 566; 345/204, 173, 581, 156, 55, 168, 169; 349/58

CPC G06F 1/16; G06F 1/1616
See application file for complete search history.

(56) **References Cited**

U.S. PATENT DOCUMENTS

3,121,884 A * 2/1964 Emery A47C 1/146
248/455
4,044,980 A * 8/1977 Cummins A47B 23/043
206/305

(Continued)

OTHER PUBLICATIONS

Naoyuki Senda, U.S. Appl. No. 29/497,469, filed Jul. 24, 2014, Specification and Drawings.

(Continued)

Primary Examiner — Paula Greene

(74) *Attorney, Agent, or Firm* — Nixon Peabody LLP; Jeffrey L. Costellia

(57) **CLAIM**

I claim, the ornamental design for a portable information terminal, as shown and described.

DESCRIPTION

FIG. 1 is a front view of a portable information terminal showing my new design;

FIG. 2 is a rear view thereof;

FIG. 3 is a right side view thereof;

FIG. 4 is a left side view thereof;

FIG. 5 is a top view thereof;

FIG. 6 is a bottom view thereof;

FIG. 7 is a front view thereof in which a flexible display is unfolded;

FIG. 8 is a rear view thereof in which the flexible display is unfolded;

FIG. 9 is a right side view thereof in which the flexible display is unfolded;

FIG. 10 is a left side view thereof in which the flexible display is unfolded;

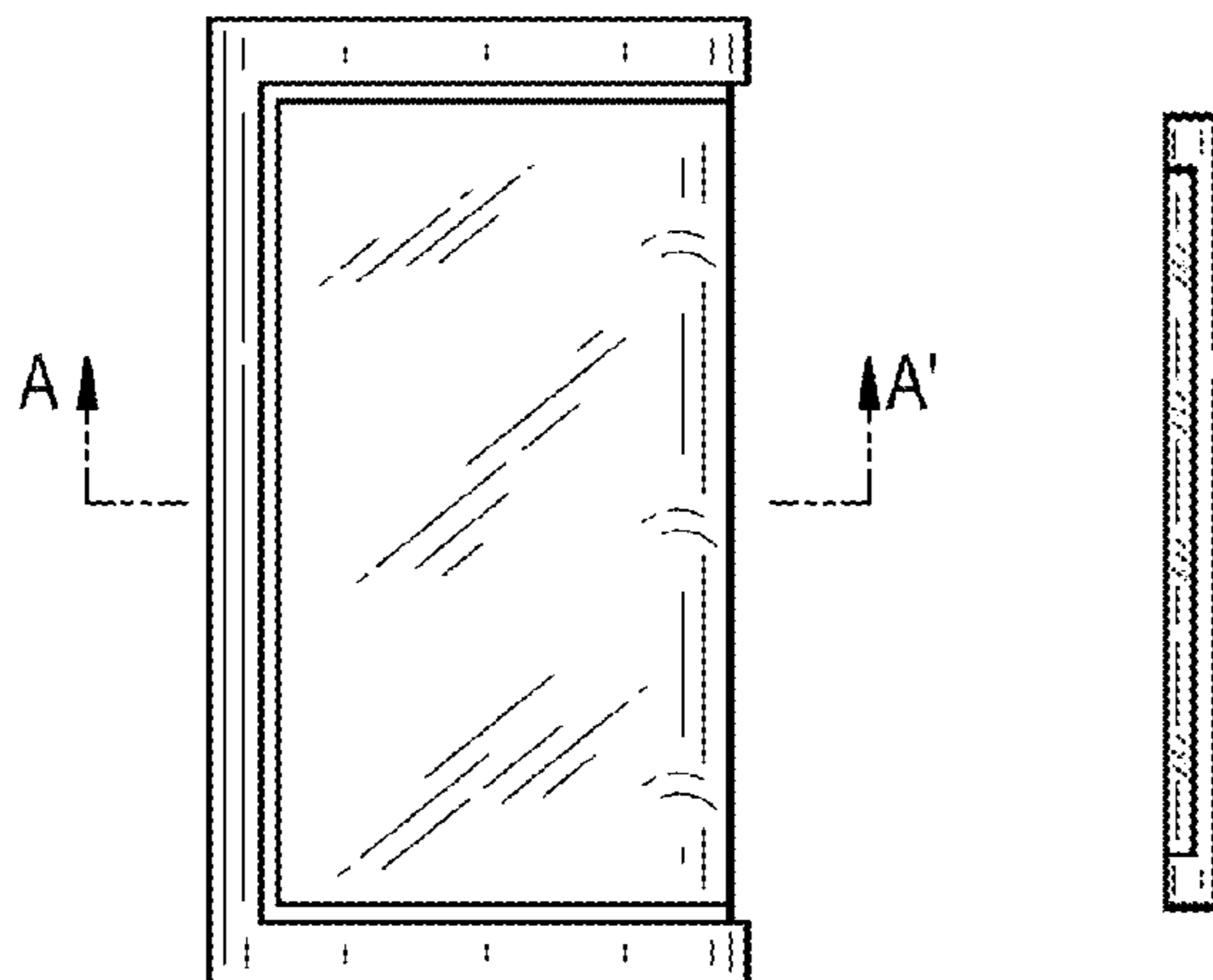
FIG. 11 is a top view thereof in which the flexible display is unfolded;

FIG. 12 is a bottom view thereof in which the flexible display is unfolded; and,

FIG. 13 is an enlarged cross sectional view thereof taken along line A-A' in FIG. 1 with the internal mechanisms omitted.

The portable information terminal is used in a state in which the flexible display is folded, unfolded or curved as necessary.

1 Claim, 7 Drawing Sheets



(56)

References Cited

U.S. PATENT DOCUMENTS

4,187,630 A * 2/1980 Giulie G09F 1/12
40/757
4,607,817 A * 8/1986 Aquino A47B 23/044
206/214
4,703,160 A * 10/1987 Narishima G06F 15/0216
200/5 A
6,016,176 A * 1/2000 Kim G02F 1/133305
349/158
D491,902 S * 6/2004 Chen D14/126
D494,167 S * 8/2004 Hirakawa D14/341
D534,184 S * 12/2006 Leija D14/496
7,180,665 B2 * 2/2007 Daniel G06F 1/1601
160/373
D555,655 S * 11/2007 Iu D14/447
7,310,050 B2 * 12/2007 Yeh G06F 1/1624
340/815.4
7,426,107 B2 * 9/2008 Yeh G06F 1/1626
340/815.4
D580,928 S * 11/2008 Bemelmans D14/345
D594,028 S * 6/2009 Fuchsberg D14/496
D597,090 S * 7/2009 Bemelmans D14/341
7,558,057 B1 * 7/2009 Naksen G06F 1/1613
361/679.3
7,639,237 B2 * 12/2009 Perkins G06F 1/1615
345/156
D631,458 S * 1/2011 Liao D14/138 G
D639,296 S * 6/2011 Tseng D14/345
D641,750 S * 7/2011 Hu D14/341
8,035,577 B2 * 10/2011 Lafarre G06F 1/1615
248/917
8,229,522 B2 * 7/2012 Kim H04M 1/0216
361/679.06
8,380,327 B2 2/2013 Park
8,385,055 B2 * 2/2013 Kao G06F 1/1616
349/56
8,605,421 B2 * 12/2013 Verschoor G06F 1/1652
361/679.21
8,662,731 B2 * 3/2014 Wang G09F 9/301
349/61
8,773,411 B2 * 7/2014 van Lieshout G06F 1/1601
345/204
D711,369 S * 8/2014 Eriksson D14/341
D712,401 S * 9/2014 Lee D14/341
8,842,425 B2 * 9/2014 Ryu G06F 1/1601
361/679.21
D716,253 S * 10/2014 Lee D14/138 AB

8,873,225 B2 * 10/2014 Huitema G06F 1/1615
345/168
8,896,202 B2 * 11/2014 Oh H01L 51/5237
313/511
D719,540 S * 12/2014 Lee D14/138 AB
D719,541 S * 12/2014 Lee D14/138 AB
D719,542 S * 12/2014 Lee D14/138 AB
8,917,516 B2 * 12/2014 Kim G06F 1/1652
361/679.01
D735,709 S * 8/2015 Daniel D14/341
D737,238 S * 8/2015 Lee D14/138 G
2003/0218860 A1 * 11/2003 Shiraiwa G06F 1/1616
361/679.04
2005/0041012 A1 2/2005 Daniel et al.
2007/0004475 A1 1/2007 Kuo et al.
2008/0151480 A1 * 6/2008 Chung G06F 1/1615
361/679.06
2008/0204367 A1 * 8/2008 Lafarre G06F 1/1615
345/55
2009/0021666 A1 * 1/2009 Chen G02F 1/133305
349/58
2010/0164973 A1 * 7/2010 Huitema G06F 1/1615
345/581
2011/0241998 A1 10/2011 Mckinney et al.

OTHER PUBLICATIONS

Naoyuki Senda, U.S. Appl. 29/497,462, filed Jul. 24, 2010, Specification and Drawings.
Shunpei Yamazaki et al., U.S. Appl. No. 29/497,465, filed Jul. 24, 2014, Specification and Drawings.
Shunpei Yamazaki et al., U.S. Appl. No. 29/497,466, filed Jul. 24, 2014, Specification and Drawings.
Shunpei Yamazaki et al., U.S. Appl. No. 29/497,463, filed Jul. 24, 2014, Specification and Drawings.
Shunpei Yamazaki, U.S. Appl. No. 29/498,846, filed Aug. 8, 2014, Specification and Drawings.
Shunpei Yamazaki, U.S. Appl. No. 29/498,848, filed Aug. 8, 2014, Specification and Drawings.
Shunpei Yamazaki, U.S. Appl. No. 29/498,850, filed Aug. 8, 2014, Specification and Drawings.
Shunpei Yamazaki, U.S. Appl. No. 29/498,852, filed Aug. 8, 2014, Specification and Drawings.
Shunpei Yamazaki, U.S. Appl. No. 29/498,841, filed Aug. 8, 2014, Specification and Drawings.
Shunpei Yamazaki, U.S. Appl. No. 29/498,844, filed Aug. 8, 2014, Specification and Drawings.

* cited by examiner

FIG. 1

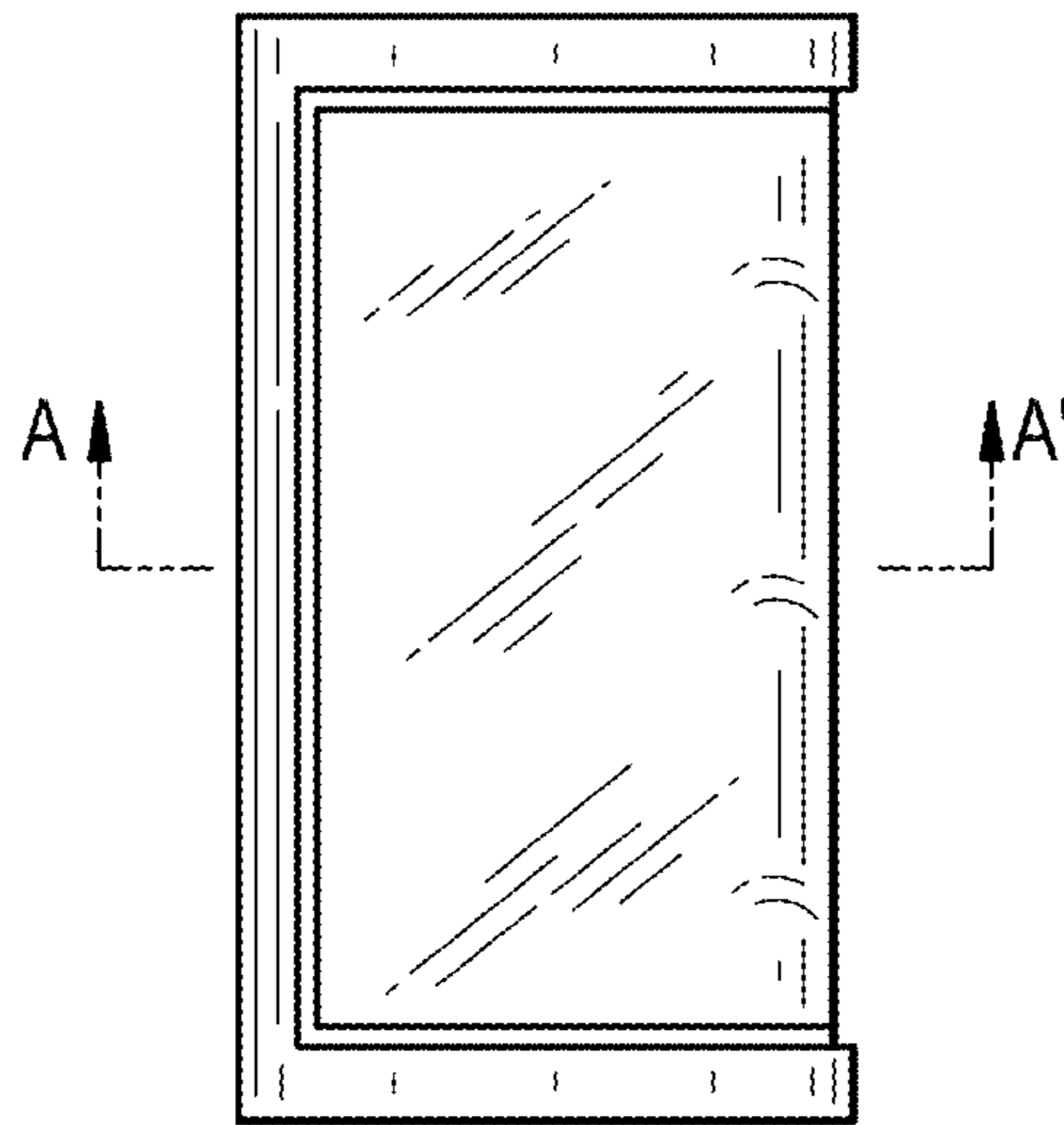


FIG. 2

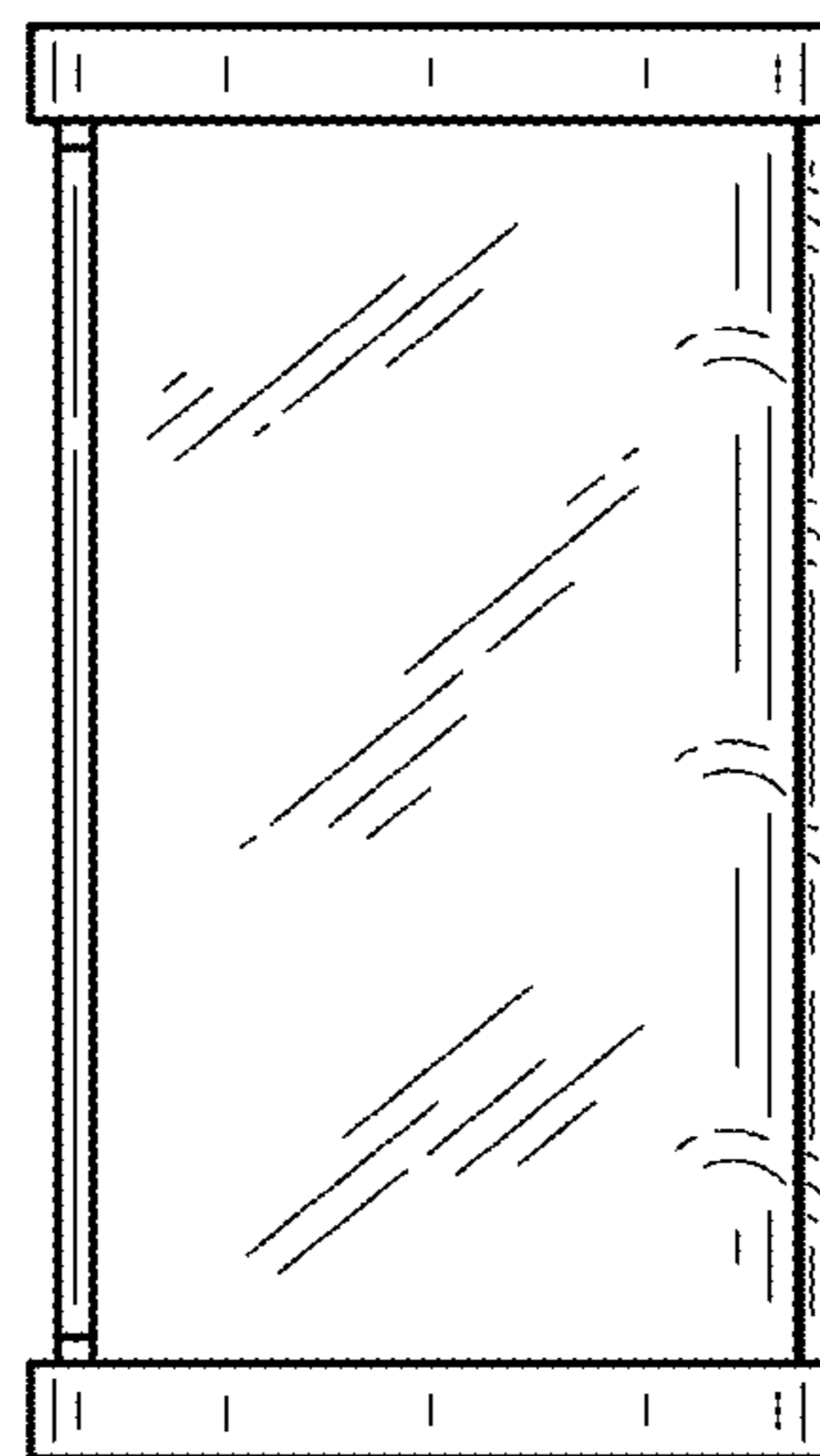


FIG. 3



FIG. 4



FIG. 5



FIG. 6



FIG. 7

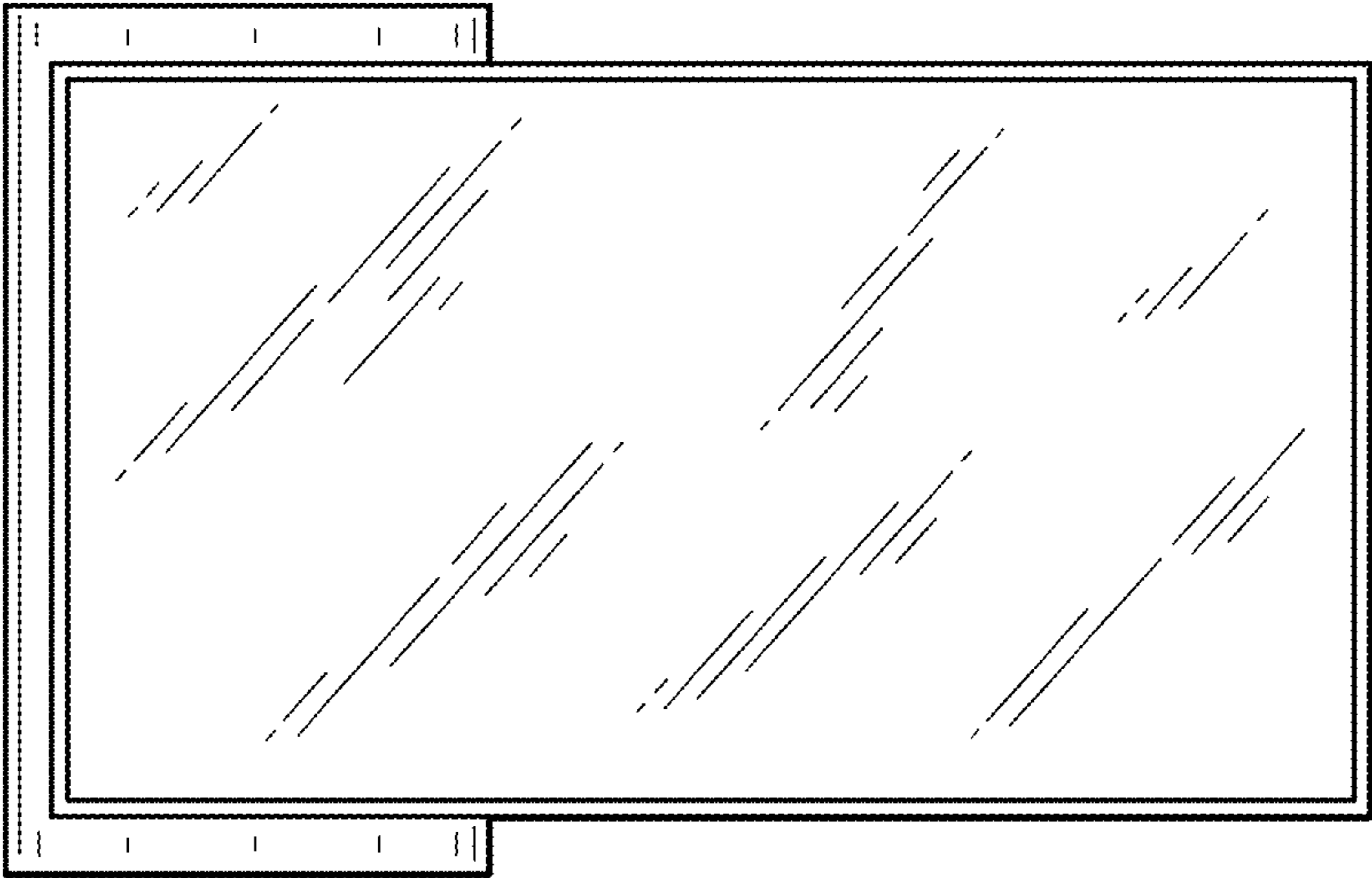


FIG. 8

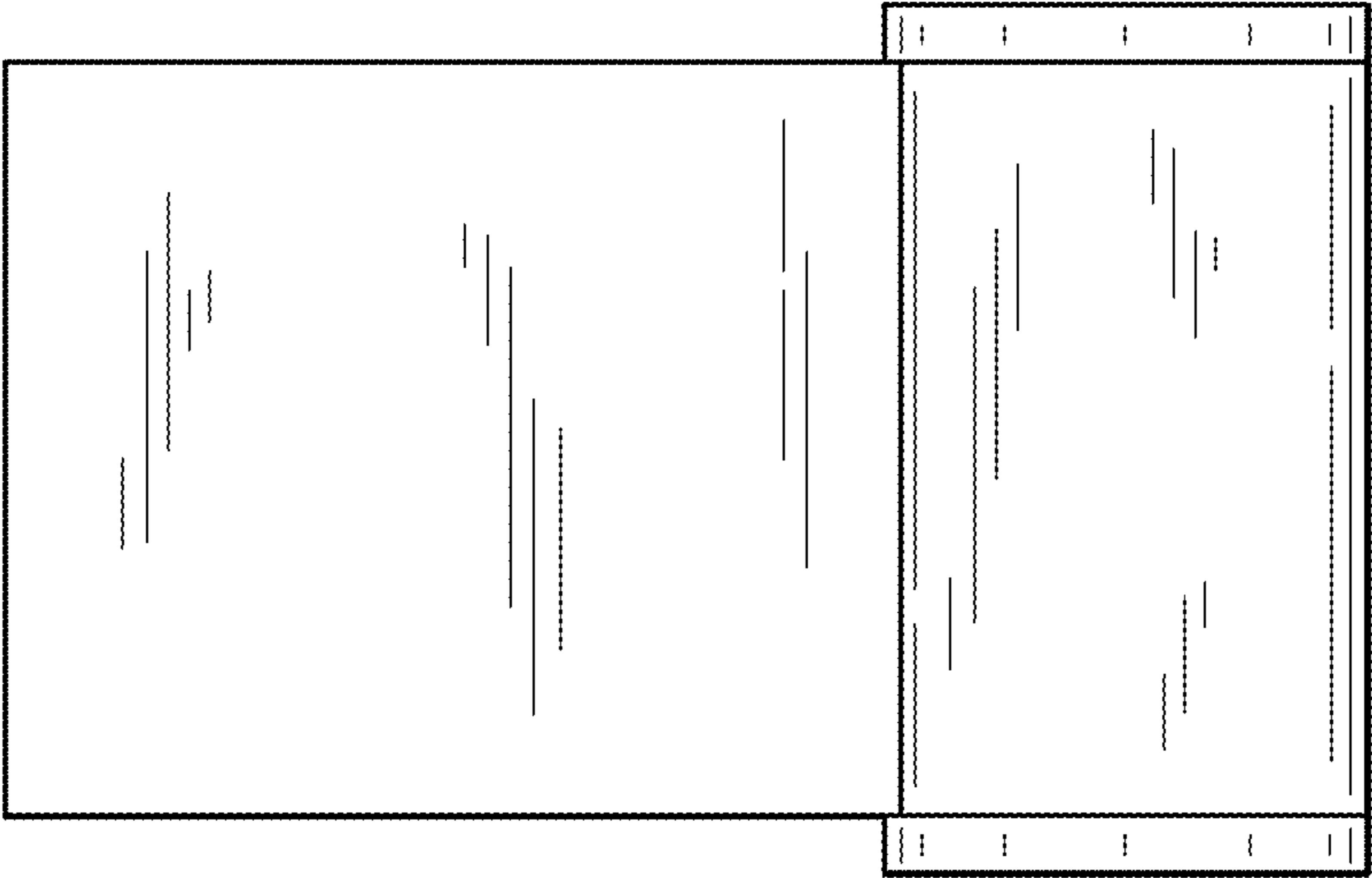


FIG. 9



FIG. 10



FIG. 11



FIG. 12



FIG. 13

