



US00D761778S

(12) **United States Design Patent**
Stewart

(10) **Patent No.:** **US D761,778 S**
(45) **Date of Patent:** **** Jul. 19, 2016**

- (54) **CELL PHONE CASE**
- (71) Applicant: **Brittany L. Stewart**, Nashville, TN
(US)
- (72) Inventor: **Brittany L. Stewart**, Nashville, TN
(US)
- (73) Assignee: **Griffin Technology, Inc.**, Nashville, TN
(US)
- (**) Term: **14 Years**
- (21) Appl. No.: **29/511,127**
- (22) Filed: **Dec. 8, 2014**
- (51) **LOC (10) Cl.** **14-03**
- (52) **U.S. Cl.**
USPC **D14/250**
- (58) **Field of Classification Search**
USPC D14/250, 341, 486, 252, 248, 217, 251,
D14/496, 253, 138 AD, 138 G, 346, 138 C,
D14/138 R, 138 AA, 202; D3/218, 203.2,
D3/201; D13/108, 103; 446/72; 455/559,
455/575.8, 556.1, 575.1, 90.3, 128; 439/39,
439/660; 361/679.56, 679.3, 679.55,
361/679.57; 312/223.1, 351.1; 248/689,
248/351, 465; 206/320, 37, 45.24, 316.2,
206/701, 811; 264/328.1; 29/428; 345/173;
220/212, 560, 622, 692, 782, 784, 788;
292/294, 301, DIG. 47
CPC Y10T 29/49826; A45C 11/00; A45C
2011/002; H04B 1/3888; G06F 1/1626
See application file for complete search history.

- D711,865 S * 8/2014 Smith D14/250
- D717,779 S * 11/2014 Dong D14/250
- D719,948 S * 12/2014 Dong D14/250
- D721,685 S * 1/2015 Hasbrook D14/250
- 2007/0113306 A1* 5/2007 Paci A63H 3/005
455/575.1
- 2013/0249358 A1* 9/2013 Stevenson H05K 5/0004
312/223.1

OTHER PUBLICATIONS

3D Cartoon Octopus Animal Cute Soft Silicone Protective Cover Case by iSee Case dated Jan. 22, 2014 on Amazon. Found online Sep. 17, 2015 http://www.amazon.com/iSee-Case-Silicone-Protective-S3-Octopus/dp/B00DBP1X0M/ref=sr_1_371?s=wireless&ie=UTF8&qid=1442511291&sr=1-371&keywords=octopus+case.*

* cited by examiner

Primary Examiner — Robert M Spear

Assistant Examiner — Ryan Harvey

(74) *Attorney, Agent, or Firm* — Hornkohl Intellectual Property Law, PLLC; Jason L. Hornkohl

(57) **CLAIM**

The ornamental design for a cell phone case, as shown and described.

DESCRIPTION

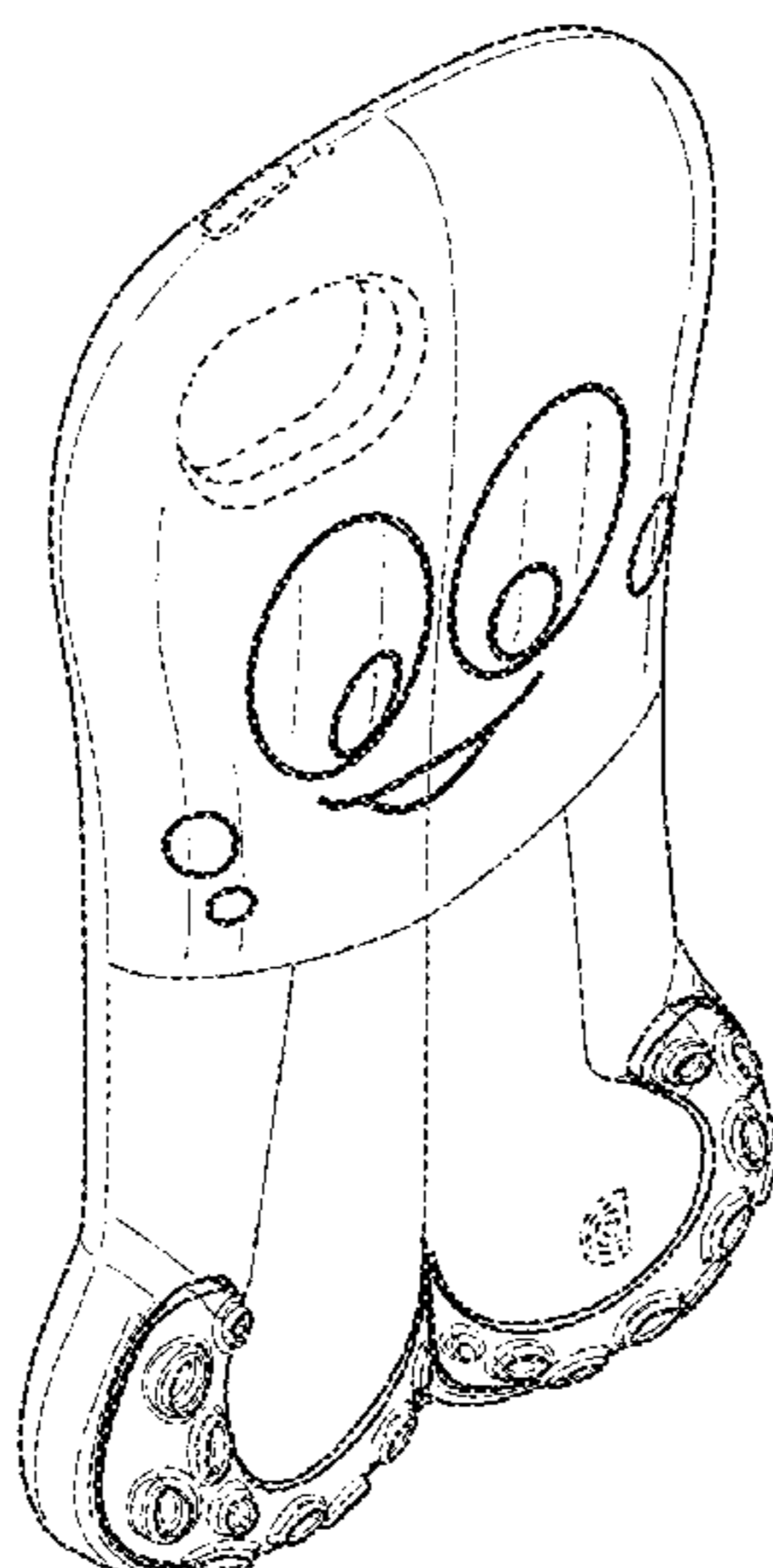
FIG. 1 is an isometric front view of the new design for a cell phone case;
FIG. 2 is a front view of the cell phone case;
FIG. 3 is a left side view of the cell phone case;
FIG. 4 is a right side view of the cell phone case;
FIG. 5 is a top view of the cell phone case;
FIG. 6 is a bottom view of the cell phone case; and,
FIG. 7 is a rear elevation view shown in use.
The broken lines in the drawings represent unclaimed subject matter and form no part of the claim.

1 Claim, 3 Drawing Sheets

(56) **References Cited**

U.S. PATENT DOCUMENTS

- D686,608 S * 7/2013 Yueh D14/250
- D687,428 S * 8/2013 Kim D14/253
- 8,675,862 B1 * 3/2014 Lin H04M 1/185
379/437



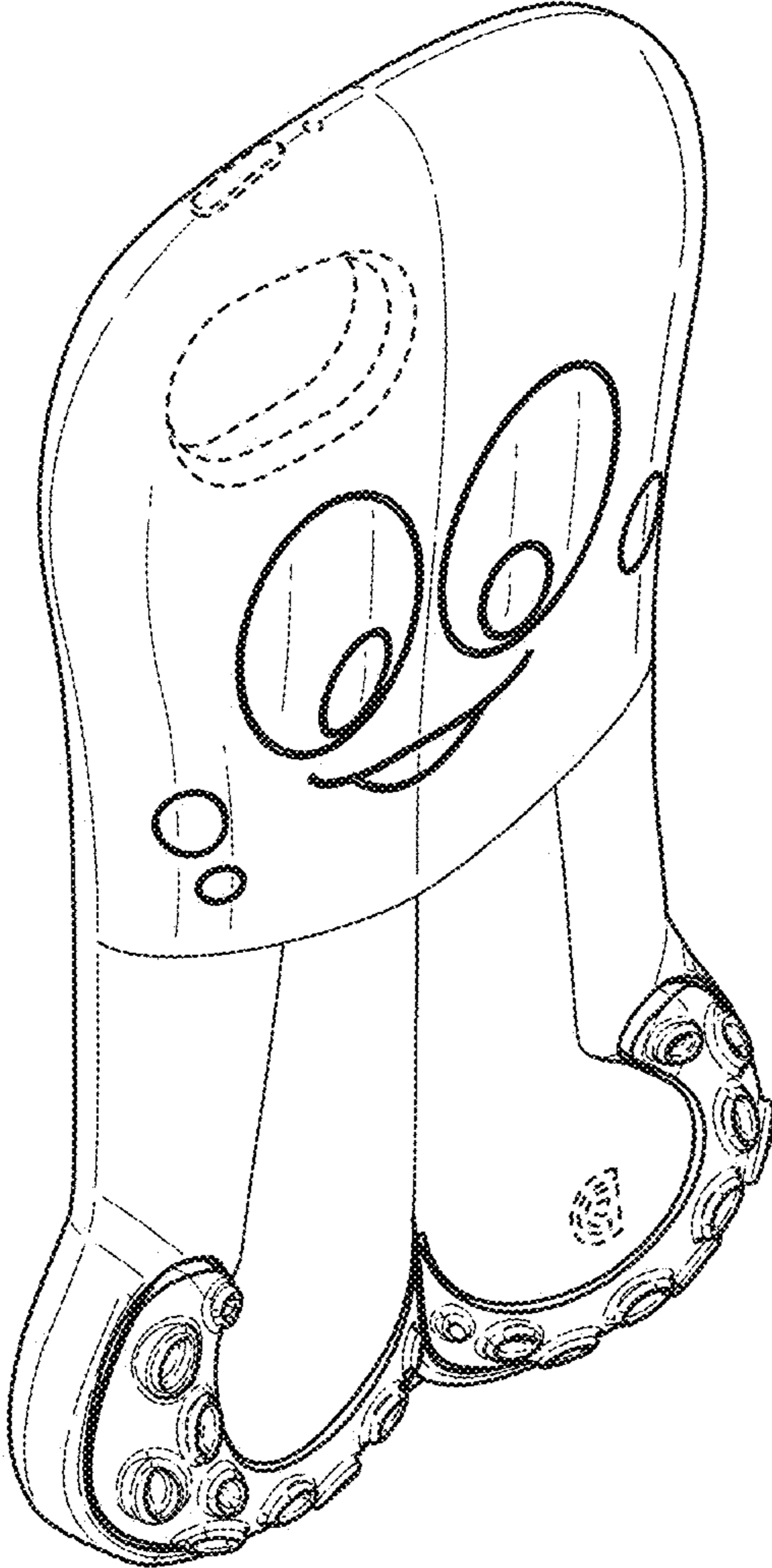


FIG. 1




FIG. 5




FIG. 3

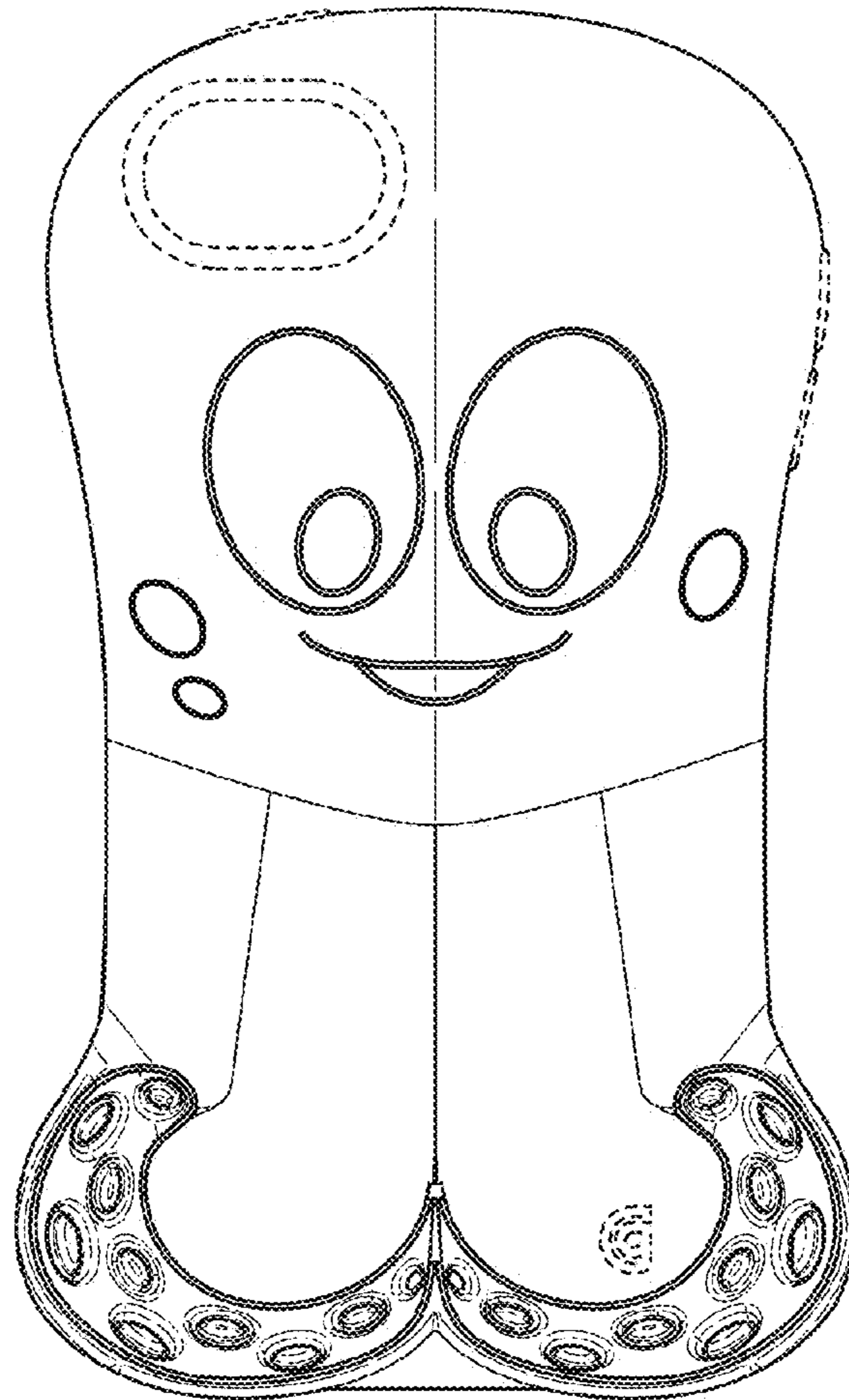


FIG. 2




FIG. 4

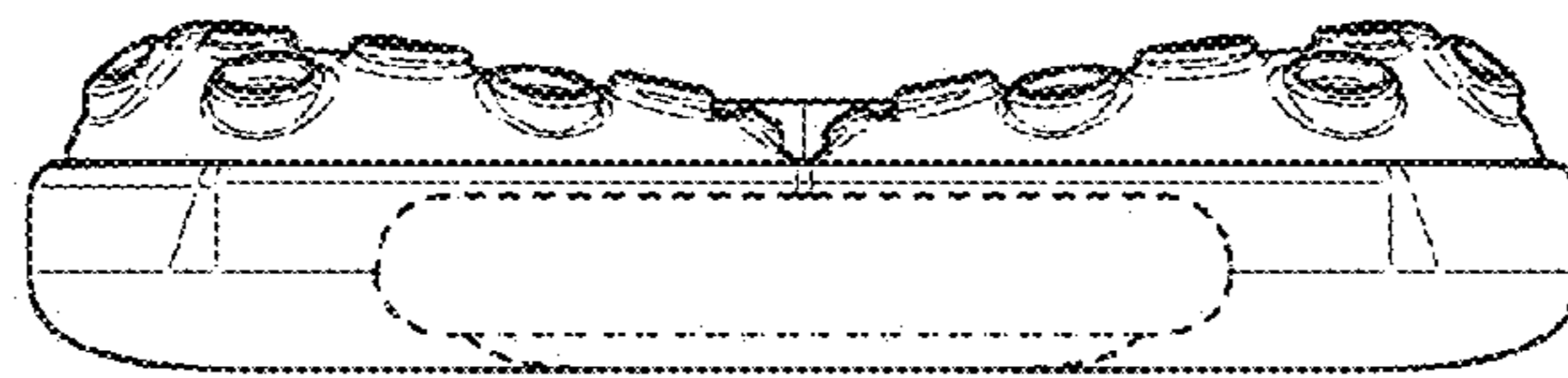


FIG. 6

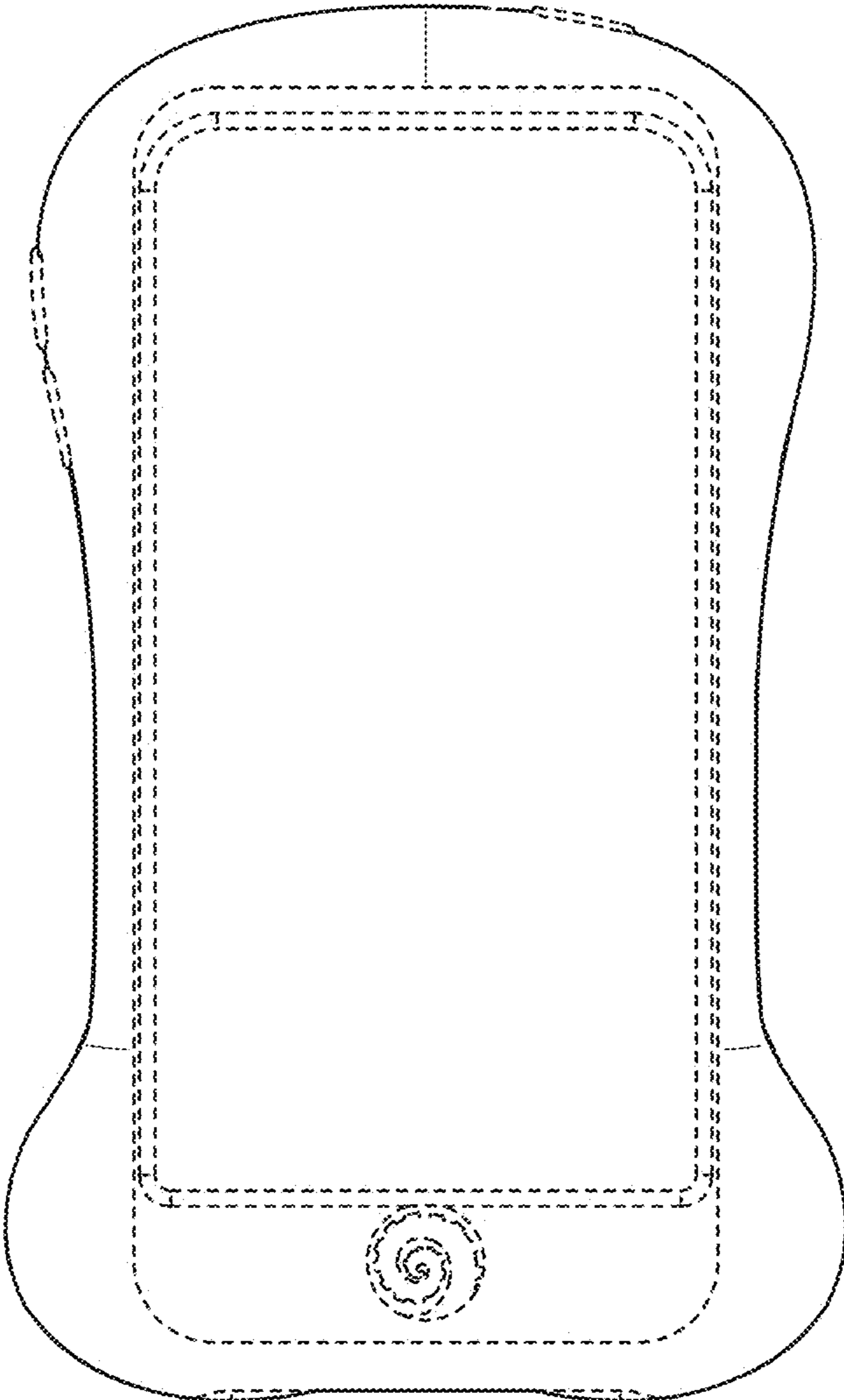


FIG. 7