



US00D761775S

(12) **United States Design Patent**  
**Pan et al.**

(10) **Patent No.:** **US D761,775 S**  
(45) **Date of Patent:** **\*\* Jul. 19, 2016**

(54) **CASE FOR MOBILE PHONE**

(71) Applicant: **Superior Communications, Inc.**,  
Irwindale, CA (US)

(72) Inventors: **Jason Pan**, Los Angeles, CA (US);  
**Ming-Shiuan Li**, Changhua (TW);  
**Alexander Greenough**, Helston (GB);  
**Adam Cho**, Pasadena, CA (US);  
**Timothy Ng**, Arcadia, CA (US)

(73) Assignee: **Superior Communications, Inc.**,  
Irwindale, CA (US)

(\*\*) Term: **14 Years**

(21) Appl. No.: **29/502,602**

(22) Filed: **Sep. 17, 2014**

(51) **LOC (10) Cl.** ..... **14-03**

(52) **U.S. Cl.**  
USPC ..... **D14/250**

(58) **Field of Classification Search**  
USPC ..... D14/238.1, 250, 440, 203.3–203.7, 217,  
D14/240, 248, 251–253, 447, 496; D3/201,  
D3/218, 247, 269, 273, 301, 303;  
D13/103, 107–108, 119  
CPC ..... A45C 1/06; A45C 11/00; A45C 13/02;  
A45C 2011/002; A45F 2005/026; A45F  
2200/0525; A45F 2200/0516; H04B 1/3888;  
H04M 1/0283; H04M 1/0202  
See application file for complete search history.

(56) **References Cited**

U.S. PATENT DOCUMENTS

D623,180 S \* 9/2010 Diebel ..... D14/250  
D673,554 S \* 1/2013 Simmer ..... D14/250  
8,509,865 B1 \* 8/2013 LaColla ..... H04M 1/04  
455/556.1  
D694,742 S \* 12/2013 Pan ..... D14/250  
D699,716 S \* 2/2014 Pan ..... D14/250  
D712,387 S \* 9/2014 Tompkin ..... D14/250

D719,559 S \* 12/2014 Dukerschein ..... D14/250  
D735,182 S \* 7/2015 Watkins ..... D14/250  
D740,267 S \* 10/2015 Diebel ..... D14/250  
D740,798 S \* 10/2015 Poon ..... D14/250  
D743,389 S \* 11/2015 Akana ..... D14/250  
D746,801 S \* 1/2016 Pan ..... D14/250  
2014/0221056 A1 \* 8/2014 Gandhi ..... H04M 1/026  
455/575.8

\* cited by examiner

*Primary Examiner* — Carla Jobe Wright

(74) *Attorney, Agent, or Firm* — Snell & Wilmer LLP

(57) **CLAIM**

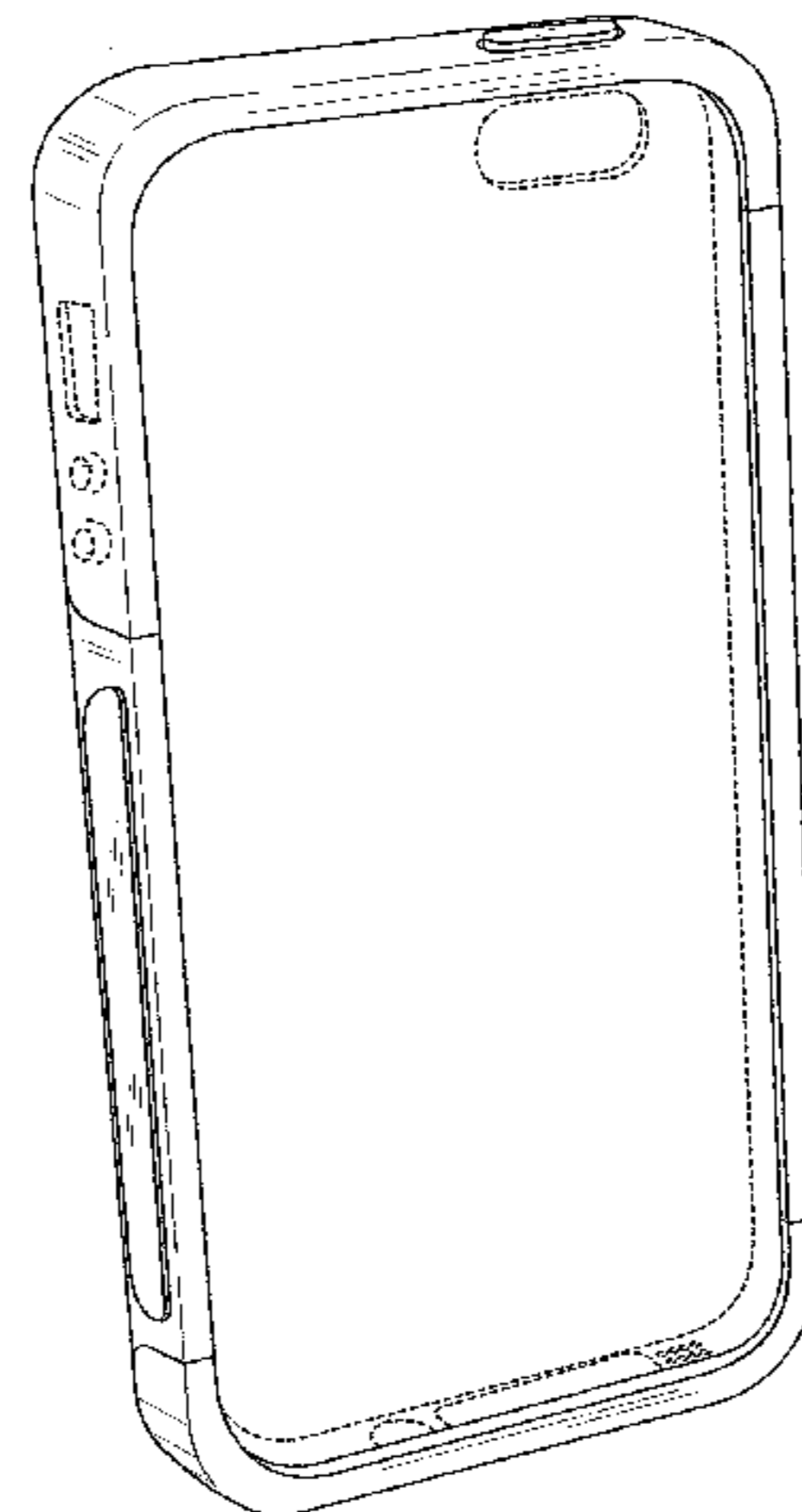

We claim the ornamental design for a case for mobile phone,  
as shown and described.

**DESCRIPTION**

FIG. 1 is a front view of the case for mobile phone showing  
our new design;  
FIG. 2 is a left side view of the case for mobile phone;  
FIG. 3 is a right side view of the case for mobile phone;  
FIG. 4 is a rear view of the case for mobile phone;  
FIG. 5 is a bottom view of the case for mobile phone;  
FIG. 6 is a top view of the case for mobile phone;  
FIG. 7 is a front, left side, top perspective view of the case for  
mobile phone;  
FIG. 8 is a front, right side, bottom perspective view of the  
case for mobile phone;  
FIG. 9 is a rear, left side, bottom perspective view of the case  
for mobile phone; and,  
FIG. 10 is a rear, right side, top perspective view of the case  
for mobile phone.

The interior of the case for mobile phone, as shown in FIGS.  
1, 7, and 8 as unshaded surfaces and broken lines on the  
unshaded surfaces, forms no part of the claimed design. The  
broken lines on the exterior of the case for mobile phone that  
are immediately adjacent the shaded surfaces represent  
boundaries of the claimed design. All other broken lines  
throughout the drawing figures depict unclaimed environ-  
ment. The broken lines form no part of the claimed design.

**1 Claim, 9 Drawing Sheets**






FIG. 1

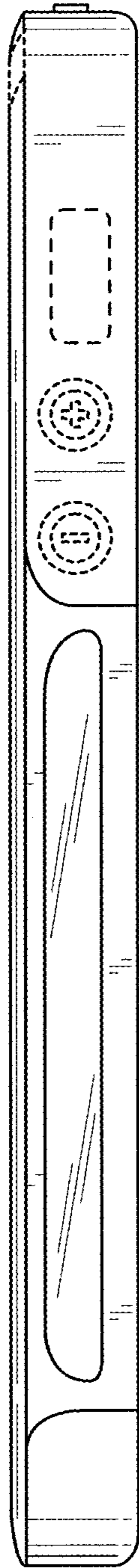


FIG. 2




FIG. 3




FIG. 4




FIG. 5

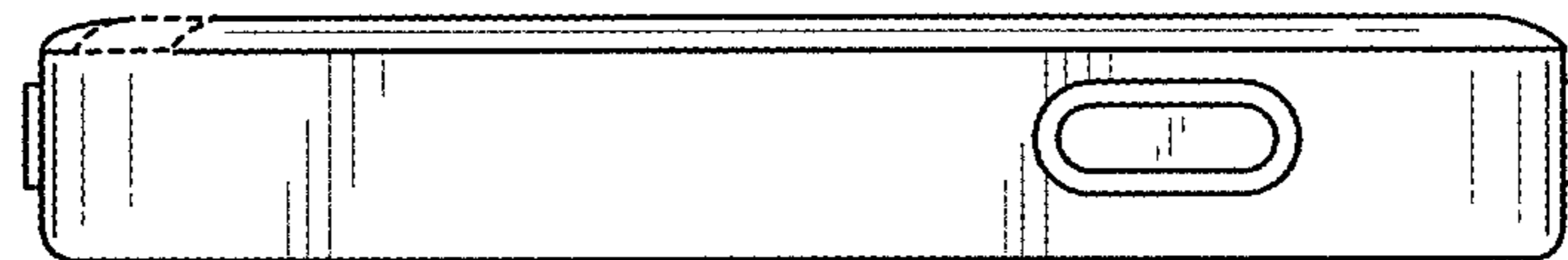


FIG. 6

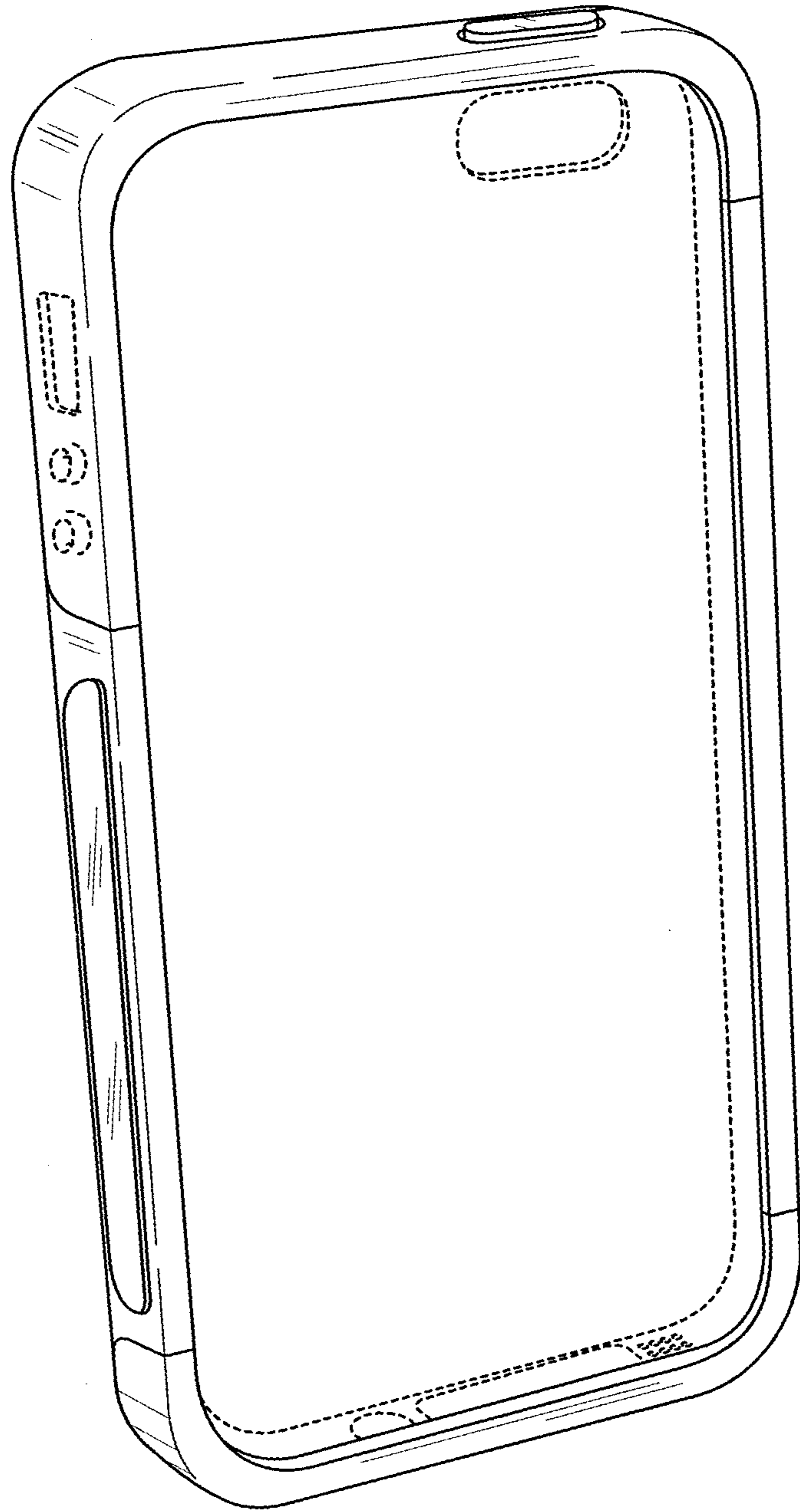


FIG. 7

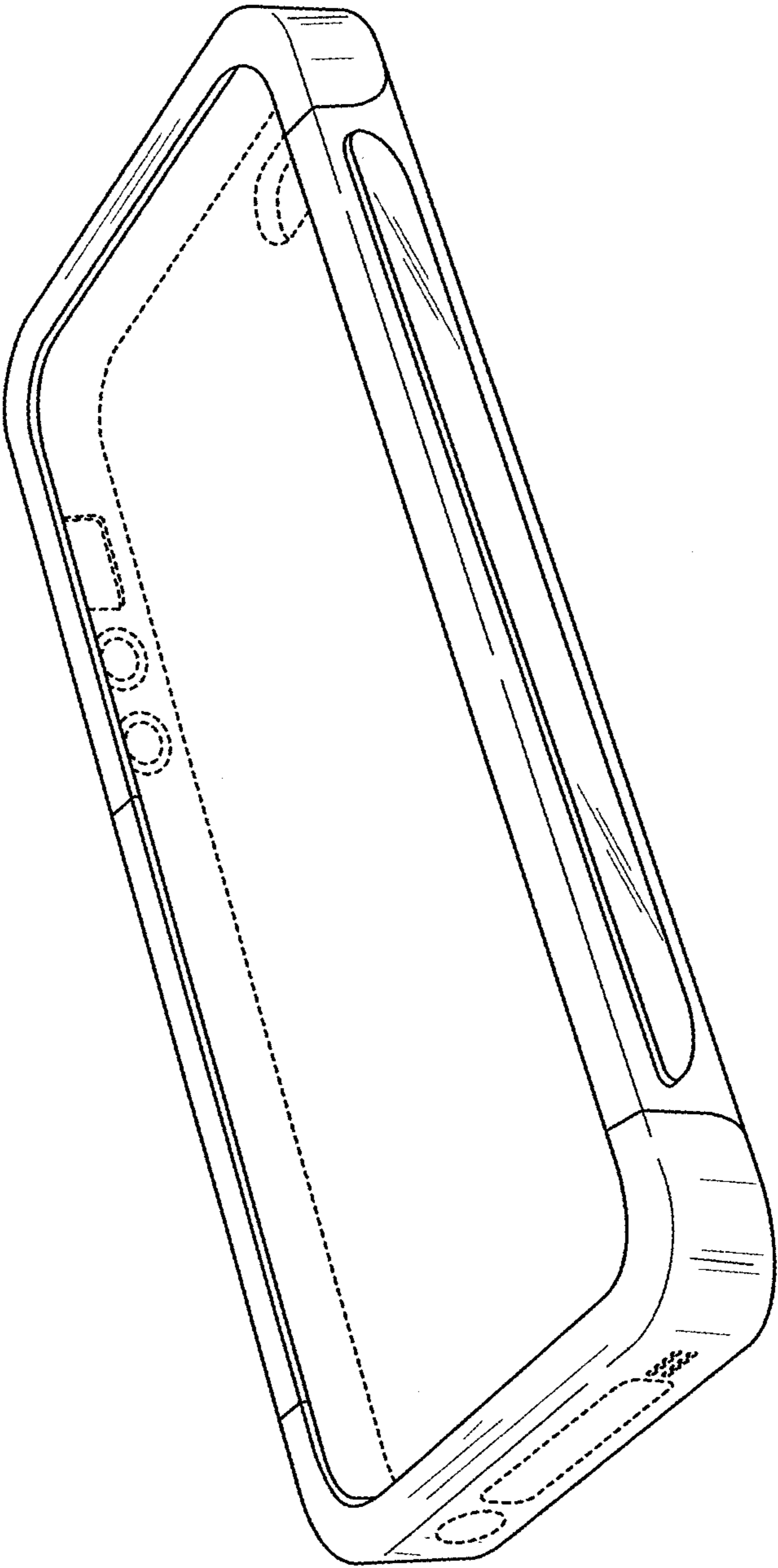


FIG. 8



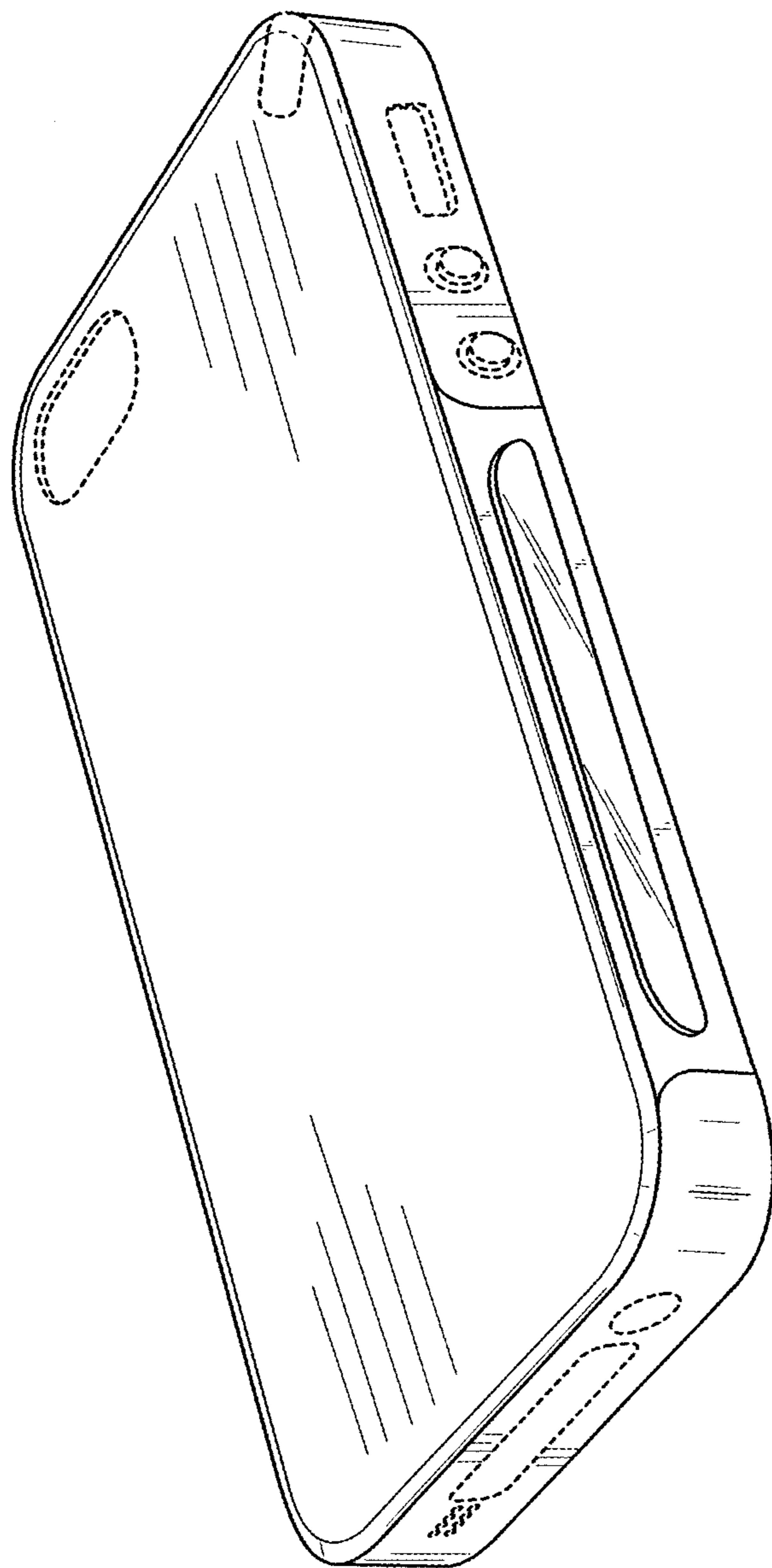


FIG. 9




FIG. 10