

US00D761774S

(12) **United States Design Patent**
Liang

(10) **Patent No.:** **US D761,774 S**
(45) **Date of Patent:** **** Jul. 19, 2016**

(54) **WATERPROOF CASE FOR PORTABLE
HANDHELD ELECTRONIC DEVICE**

(71) Applicant: **Hui-Hu Liang**, Changhua County (TW)

(72) Inventor: **Hui-Hu Liang**, Changhua County (TW)

(**) Term: **14 Years**

(21) Appl. No.: **29/460,415**

(22) Filed: **Jul. 10, 2013**

(51) **LOC (10) Cl.** **14-03**

(52) **U.S. Cl.**
USPC **D14/250**

(58) **Field of Classification Search**
USPC D14/250–253, 440, 203.3–203.7, 217,
D14/496, 248, 238.1, 240, 447; D3/201,
D3/218, 269, 301, 273, 303; D13/103,
D13/107–108; 220/4.02; 248/309.1;
361/679.56; 379/426, 433.11, 455;
455/575.1, 575.8; 190/100; 206/305,
206/320

See application file for complete search history.

(56) **References Cited**

U.S. PATENT DOCUMENTS

D627,778 S *	11/2010	Akana et al.	D14/341
D644,218 S *	8/2011	Akana et al.	D14/341
D669,071 S *	10/2012	Akana et al.	D14/341
D671,930 S *	12/2012	Akana et al.	D14/250
D691,124 S *	10/2013	Yang	D14/250
D692,878 S *	11/2013	Akana et al.	D14/341
D697,504 S *	1/2014	Yang	D14/250
8,655,422 B2 *	2/2014	Stiehl et al.	455/575.8
D703,651 S *	4/2014	Ehrlich	D14/250
D703,654 S *	4/2014	Melanson et al.	D14/250
D704,182 S *	5/2014	Smith	D14/250

D712,385 S *	9/2014	Hu et al.	D14/250
D712,387 S *	9/2014	Tompkin	D14/250
D712,892 S *	9/2014	Hong et al.	D14/250
D714,275 S *	9/2014	Tompkin	D14/250
D714,276 S *	9/2014	Hu et al.	D14/250
D714,770 S *	10/2014	Nolan et al.	D14/250
D714,771 S *	10/2014	Rayner	D14/250
D719,559 S *	12/2014	Dukerschein et al.	D14/250
2011/0297578 A1 *	12/2011	Stiehl et al.	206/701
2014/0216952 A1 *	8/2014	Liang	206/37

* cited by examiner

Primary Examiner — Carla Jobe Wright

Assistant Examiner — Holly E Thurman

(74) *Attorney, Agent, or Firm* — Muncy, Geissler, Olds & Lowe, P.C.

(57) **CLAIM**

The ornamental design for a waterproof case for portable handheld electronic device, as shown and described.

DESCRIPTION

FIG. 1 is a front perspective view of a waterproof case for portable handheld electronic device, showing my new design.

FIG. 2 is a front view thereof.

FIG. 3 is a rear view thereof.

FIG. 4 is a left side view thereof.

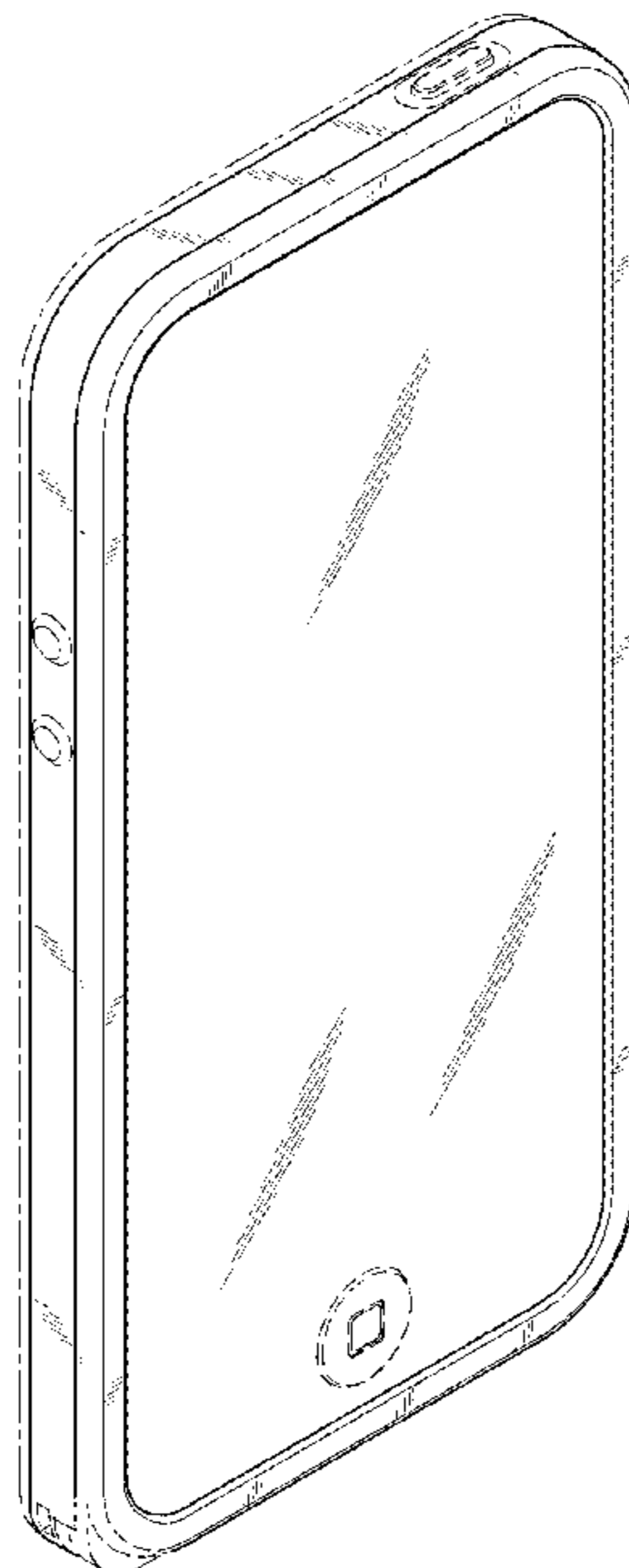
FIG. 5 is a right side view thereof.

FIG. 6 is a top view thereof; and,

FIG. 7 is a bottom view thereof.

The dot-dash broken lines and the dash-dash broken lines that are immediately adjacent the shaded surfaces represent boundaries of the claimed design. All other dash-dash broken lines throughout the figures depict environmental structure that forms no part of the claimed design. All broken lines form no part of the claimed design.

1 Claim, 5 Drawing Sheets






FIG. 1

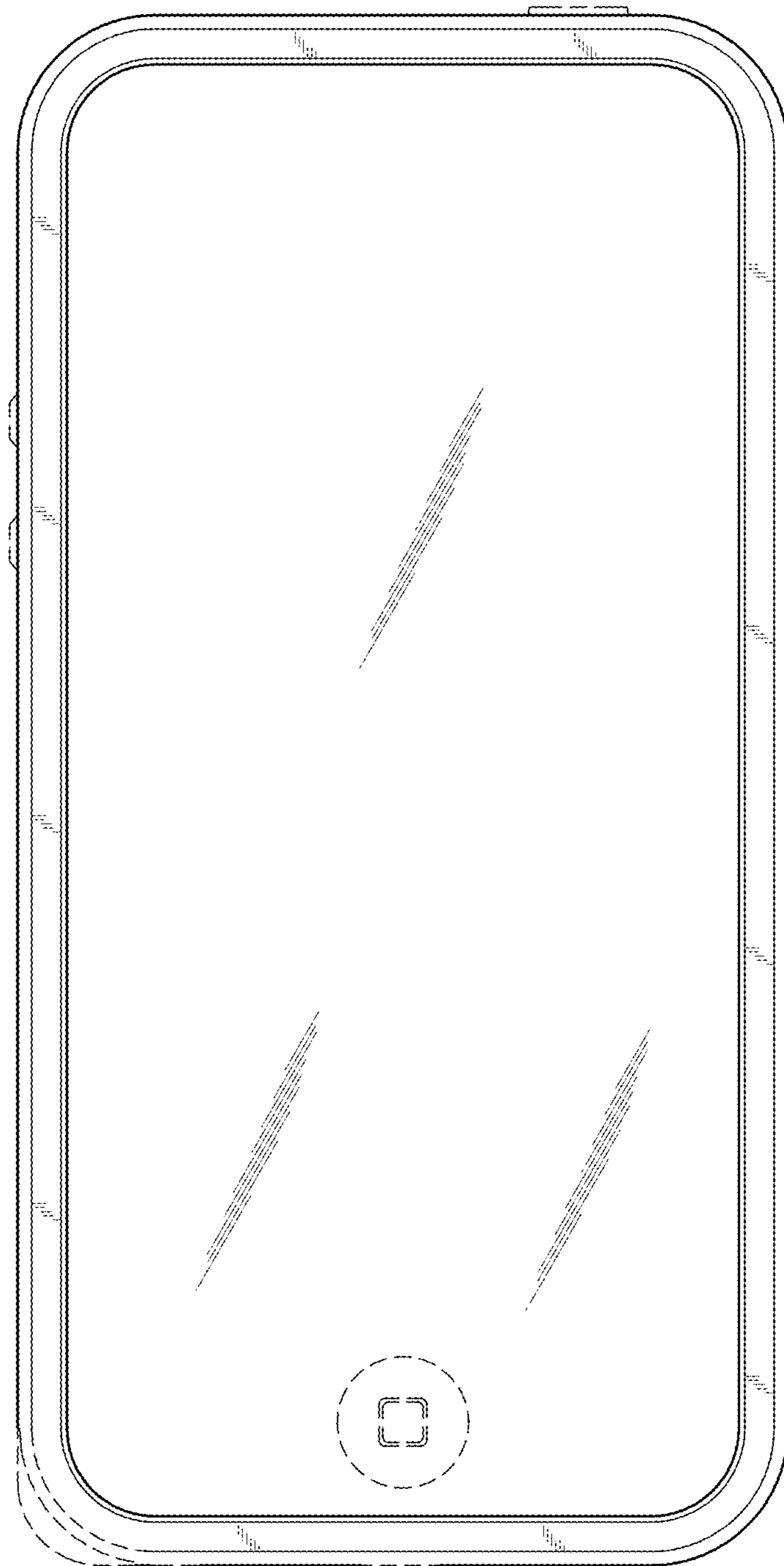


FIG. 2




FIG. 3




FIG. 4




FIG. 5

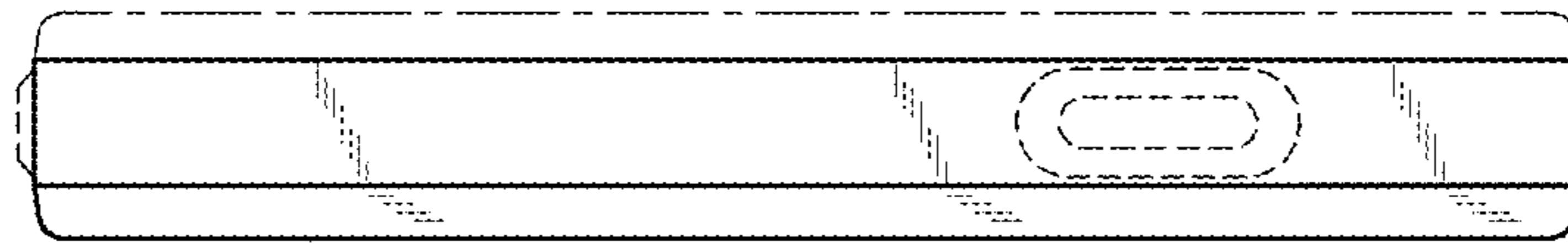


FIG. 6

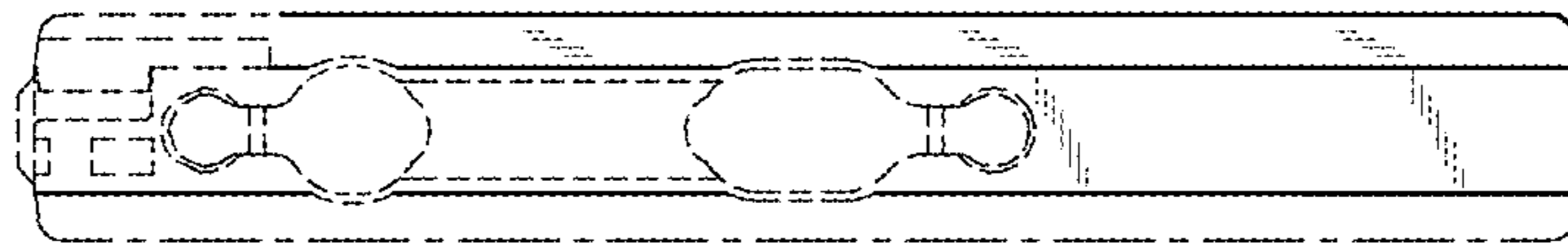


FIG. 7