



US00D761772S

(12) **United States Design Patent**  
**Chung**

(10) **Patent No.:** **US D761,772 S**  
(45) **Date of Patent:** **\*\* \*Jul. 19, 2016**

(54) **PORTABLE ELECTRONIC DEVICE**

(71) Applicant: **Samsung Electronics Co., Ltd.**,  
Suwon-si (KR)

(72) Inventor: **JaeWoong Chung**, Sungnam-si (KR)

(73) Assignee: **Samsung Electronics Co., Ltd.**,  
Suwon-si (KR)

(\*) Notice: This patent is subject to a terminal disclaimer.

(\*\*) Term: **14 Years**

(21) Appl. No.: **29/453,832**

(22) Filed: **May 3, 2013**

**Related U.S. Application Data**

(63) Continuation-in-part of application No. 29/437,148,  
filed on Nov. 14, 2012, now Pat. No. Des. 700,165.

(30) **Foreign Application Priority Data**

Aug. 28, 2012 (KR) ..... 30-2012-0041300

(51) **LOC (10) Cl.** ..... **14-03**

(52) **U.S. Cl.**  
USPC ..... **D14/248**

(58) **Field of Classification Search**

USPC ..... D14/247-248, 138 R, 138 AD, 138 AC,  
D14/138 C, 138 G, 137, 147, 218, 341-347;  
455/566, 575.1, 575.3, 575.4

See application file for complete search history.

(56) **References Cited**

**U.S. PATENT DOCUMENTS**

D337,569 S	7/1993	Kando	
D558,758 S	1/2008	Andre et al.	
D578,503 S	* 10/2008	Shin et al.	D14/138 AD
D581,384 S	* 11/2008	Kim et al.	D14/138 AD
D591,252 S	* 4/2009	Kim et al.	D14/138 G
D592,167 S	* 5/2009	Park et al.	D14/138 AD
D592,628 S	* 5/2009	Kim et al.	D14/138 AD

D601,538 S	10/2009	Hong	
D601,539 S	10/2009	Hong	
D606,036 S	* 12/2009	Shimada	D14/138 G
D606,038 S	* 12/2009	Aarras	D14/138 G
D611,023 S	* 3/2010	Wu et al.	D14/138 G
D615,946 S	* 5/2010	Mun	D14/138 G
D618,677 S	6/2010	Andre et al.	
D618,678 S	6/2010	Andre et al.	
D619,555 S	* 7/2010	Yang et al.	D14/138 G
D619,989 S	* 7/2010	Huang	D14/138 G
D626,937 S	11/2010	Yeo et al.	
D634,319 S	3/2011	Andre et al.	
D635,950 S	* 4/2011	Lee et al.	D14/138 G
D636,364 S	* 4/2011	Sandberg	D14/138 G
D637,576 S	* 5/2011	Lee	D14/138 AD
D640,663 S	* 6/2011	Arnholt et al.	D14/138 G
D645,011 S	* 9/2011	Min	D14/138 AD
D645,836 S	9/2011	Choi et al.	
D646,902 S	* 10/2011	Woo et al.	D6/308
D650,352 S	12/2011	Cho	
D653,641 S	* 2/2012	Chen	D14/138 G
D654,047 S	* 2/2012	Kim et al.	D14/138 G
D662,489 S	6/2012	Yeo	
D667,006 S	9/2012	Van Den Nieuwenhuizen et al.	
8,291,341 B2	10/2012	Tseng et al.	
8,311,514 B2	11/2012	Bandyopadhyay et al.	
D674,369 S	* 1/2013	Jaewoong	D14/138 G
D676,824 S	2/2013	Lee	
D677,644 S	3/2013	Park	
D681,584 S	* 5/2013	Sung	D14/138 G
D686,177 S	* 7/2013	Lee	D14/138 G
D687,002 S	* 7/2013	Song et al.	D14/138 G
2003/0125094 A1	* 7/2003	Hyun et al.	455/566
2007/0232368 A1	* 10/2007	Feightner et al.	455/575.1
2008/0274776 A1	* 11/2008	Cho et al.	455/575.4

**FOREIGN PATENT DOCUMENTS**

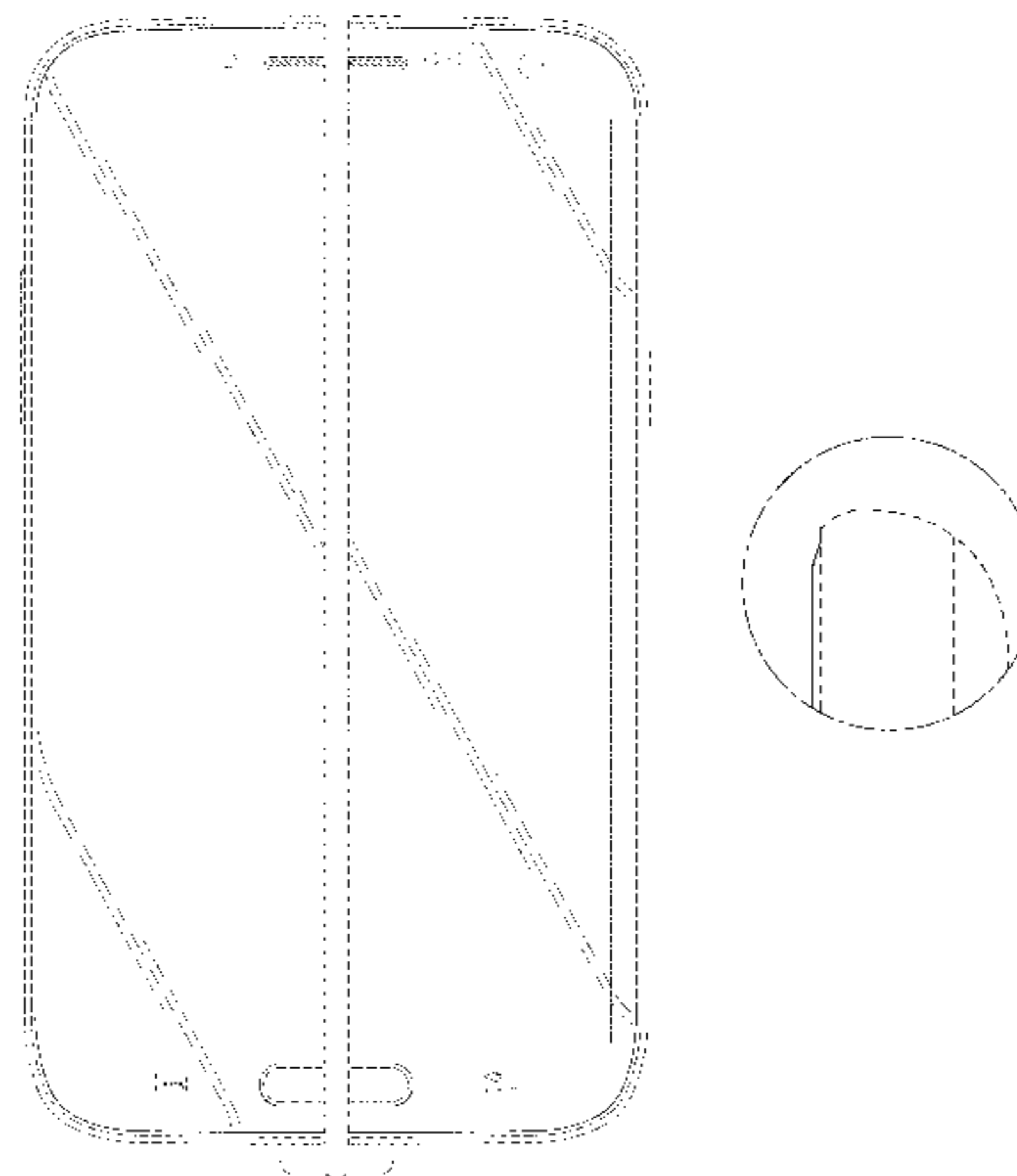
EP	2 381 349 A1	10/2011
EP	2 527 968 A1	11/2012

**OTHER PUBLICATIONS**

Motorola Atrix 4G, announced Jan. 2011, [online], [retrieved on Jan. 6, 2011]. Retrieved from Internet ,<URL: <http://www.gsmarena.com>>.\*

Samsung M8910 Pixon12, announced Jun. 2009, [online], [retrieved on Jun. 12, 2009]. Retrieved from Internet ,<URL: <http://www.gsmarena.com>>.\*

Nokia C7, announced Sep. 2010, [online], [retrieved on Sep. 29, 2010]. Retrieved from Internet ,<URL: <http://www.gsmarena.com>>.\*



LG Optimus G Pro, announced Feb. 2013, [online], [retrieved on Mar. 4, 2013]. Retrieved from Internet ,<URL: <http://www.gsmarena.com>>.\*

Samsung Galaxy Note II N7100, announced Aug. 2012, [online], [retrieved on Sep. 12, 2012]. Retrieved from Internet ,<URL: <http://www.gsmarena.com>>.\*

Samsung Galaxy Note II CDMA, announced 3<sup>rd</sup> quarter 2012, [online], [retrieved on Dec. 11, 2014]. Retrieved from Internet , <URL: <http://www.gsmarena.com>>.\*

Samsung 19300 Galaxy S III, announced May 2012, [online], [retrieved on May 10, 2012]. Retrieved from Internet ,<URL: <http://www.gsmarena.com>>.\*

S. Gilbert, "Apple Debuts New iPhone 4," *Metue: The Business of Media, Entertainment & Technology*, Jun. 7, 2010 [online], [retrieved on Apr. 19, 2013]. [Retrieved from the Internet<URL: <http://metue.com/06-07-2010/apple-debuts-new-iphone-4/>>].

A. Almeida, "LG Nitro HD makes its U.S debut," *Tech2.com India*, Dec. 2, 2011 [online], [retrieved on Apr. 25, 2013]. [Retrieved from the Internet <URL:<http://tech2.in.com/news/smartphones/lg-nitro-hd-makes-its-us-debut/262002>>].

U.S. Appl. No. 29/437,148, filed Nov. 14, 2012, JaeWoong Chung, Samsung Electronics Co., Ltd.

U.S. Appl. No. 29/453,836, filed May 3, 2013, JaeWoong Chung, Samsung Electronics Co., Ltd.

U.S. Appl. No. 29/453,840, filed May 3, 2013, JaeWoong Chung, Samsung Electronics Co., Ltd.

U.S. Appl. No. 29/453,844, filed May 3, 2013, JaeWoong Chung, Samsung Electronics Co., Ltd.

U.S. Appl. No. 29/453,852, filed May 3, 2013, JaeWoong Chung, Samsung Electronics Co., Ltd.

U.S. Appl. No. 29/453,864, filed May 3, 2013, JaeWoong Chung, Samsung Electronics Co., Ltd.

U.S. Appl. No. 29/453,872, filed May 3, 2013, JaeWoong Chung, Samsung Electronics Co., Ltd.

U.S. Appl. No. 29/453,876, filed May 3, 2013, JaeWoong Chung, Samsung Electronics Co., Ltd.

U.S. Appl. No. 29/453,926, filed May 3, 2013, JaeWoong Chung, Samsung Electronics Co., Ltd.

U.S. Appl. No. 29/453,936, filed May 3, 2013, JaeWoong Chung, Samsung Electronics Co., Ltd.

\* cited by examiner

Primary Examiner — Bridget L Eland

(74) Attorney, Agent, or Firm — NSIP Law

(57)

**CLAIM**

The ornamental design for a portable electronic device, as shown and described.

**DESCRIPTION**

FIG. 1 is a front perspective view of a portable electronic device, showing my new design;

FIG. 2 is a front view thereof;

FIG. 3 is a rear view thereof;

FIG. 4 is a left-side view thereof;

FIG. 5 is a right-side view thereof;

FIG. 6 is a top plan view thereof;

FIG. 7 is a bottom plan view thereof;

FIG. 8 is a front perspective view of a further embodiment of a portable electronic device;

FIG. 9 is a front view thereof of FIG. 8;

FIG. 10 is a rear view thereof of FIG. 8;

FIG. 11 is a left-side view thereof of FIG. 8;

FIG. 12 is a right-side view thereof of FIG. 8;

FIG. 13 is a top plan view thereof of FIG. 8;

FIG. 14 is a bottom plan view thereof of FIG. 8;

FIG. 15 is a partial enlarged view of the encircled portion of FIG. 9;

FIG. 16 is a partial enlarged view of the encircled portions of FIGS. 3 and 10;

FIG. 17 is a partial enlarged view of the encircled portion of FIG. 12; and,

FIG. 18 is a partial enlarged view of the encircled portions of FIGS. 7 and 14.

The dash-dot-dash broken lines represent an unclaimed boundary of the design. The circular or elliptical dash-dot-dash broken line is for the purpose of illustrating a partially enlarged view and forms no part of the claimed design.

The broken lines shown in the figures that are immediately adjacent to the shaded areas and define unshaded regions, represent the bounds of the claim, while all other broken lines, including the four tiny circles at the top front near the speaker opening and the icons at the bottom front near the home button are directed to environment; the broken lines form no part of the claimed design.

The shade lines in the figures show contour and not surface ornamentation.

The break in the front surface of the housing is intended to indicate that any portion of the article beyond what is shown forms no part of the claimed design.

**1 Claim, 13 Drawing Sheets**

FIG. 1

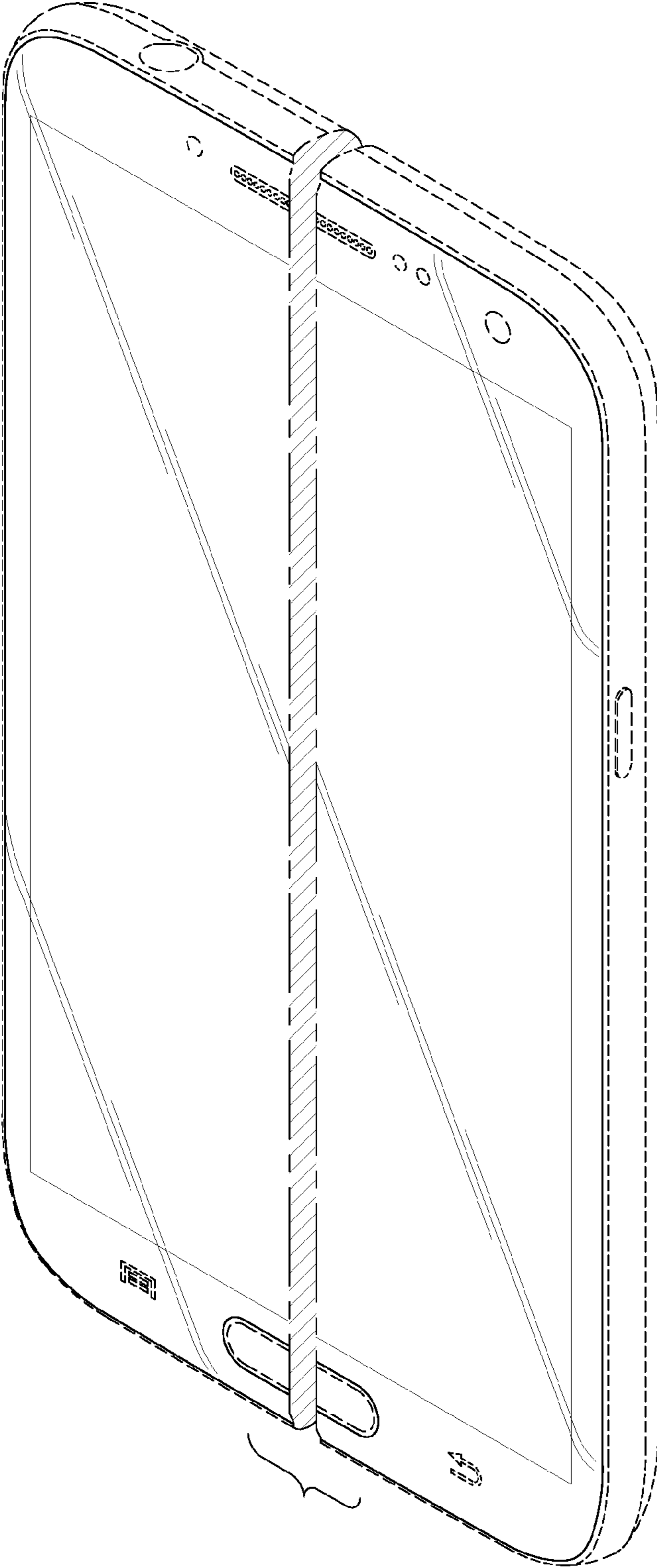


FIG.2

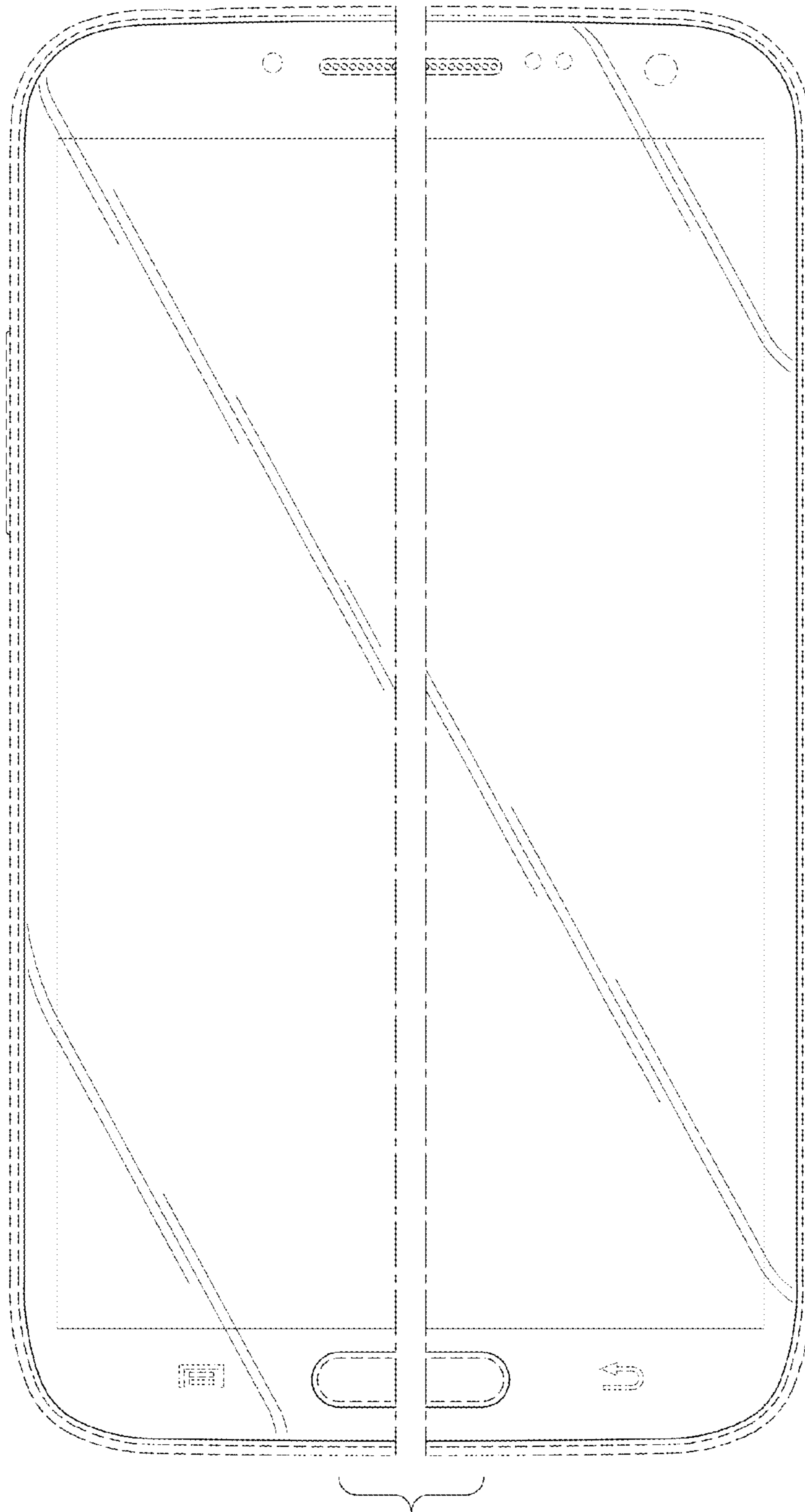


FIG.3

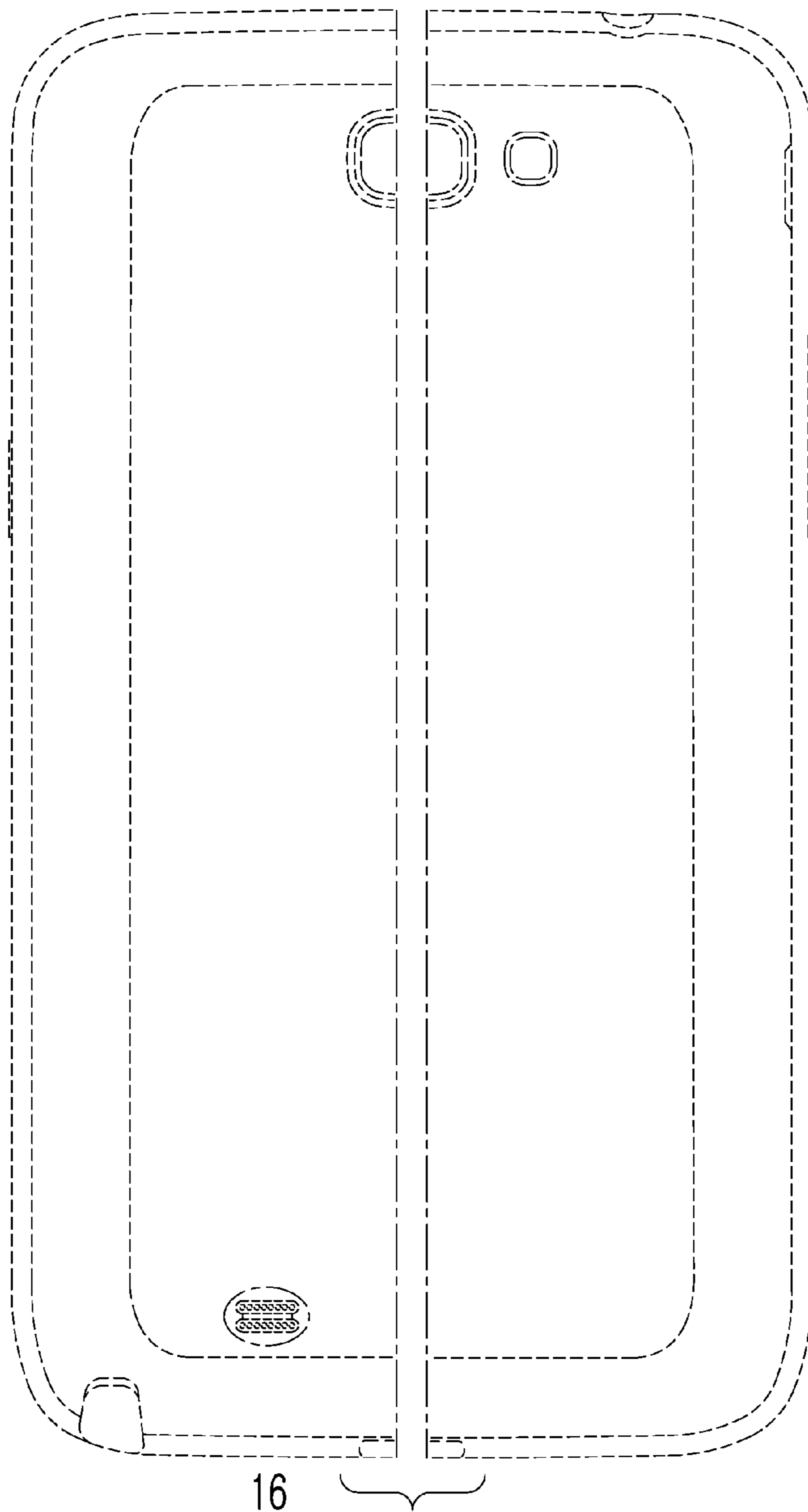


FIG. 4

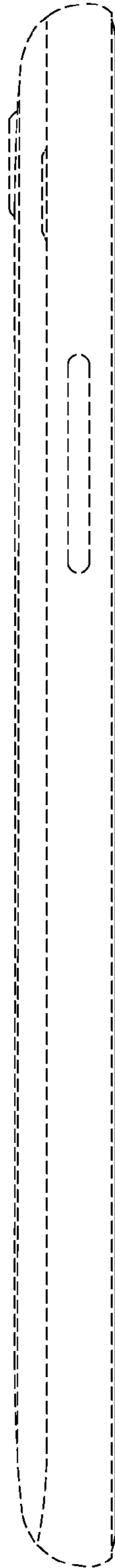


FIG.5

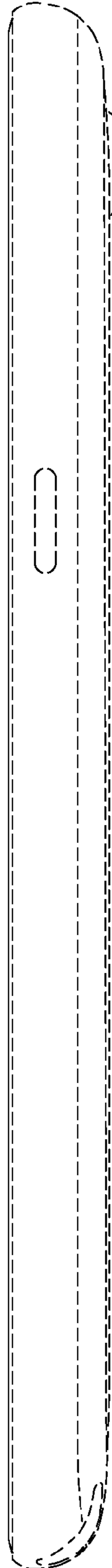


FIG.6

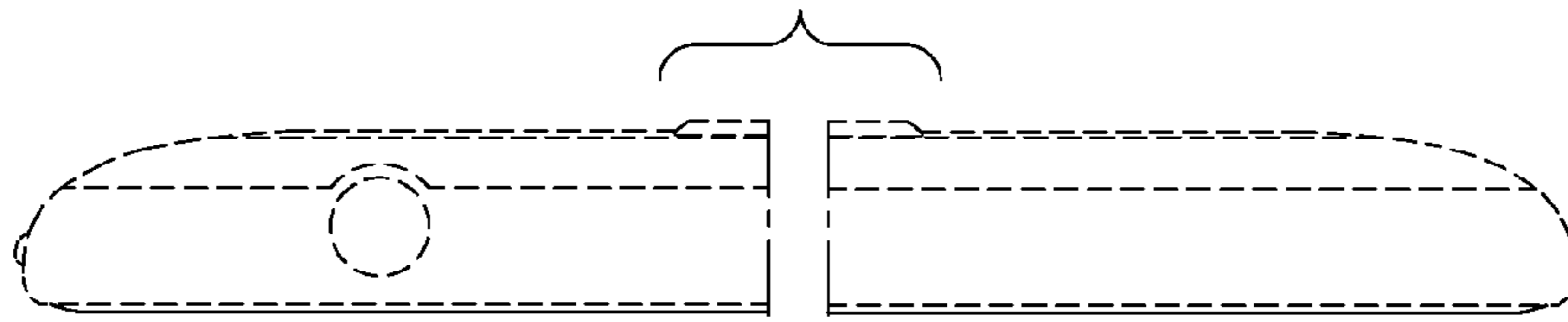


FIG.7

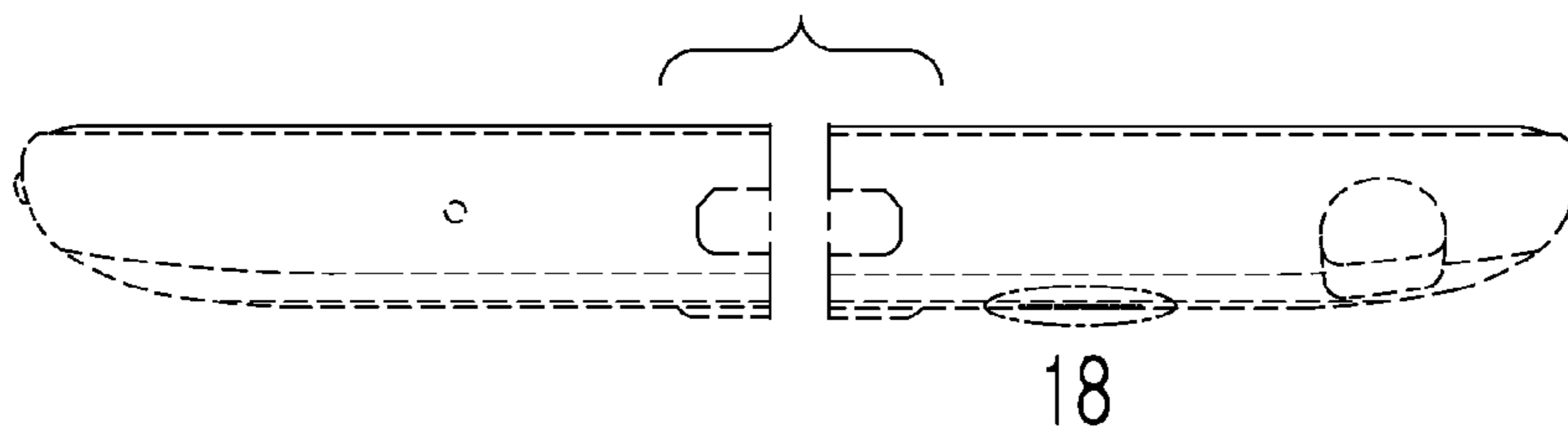




FIG.8

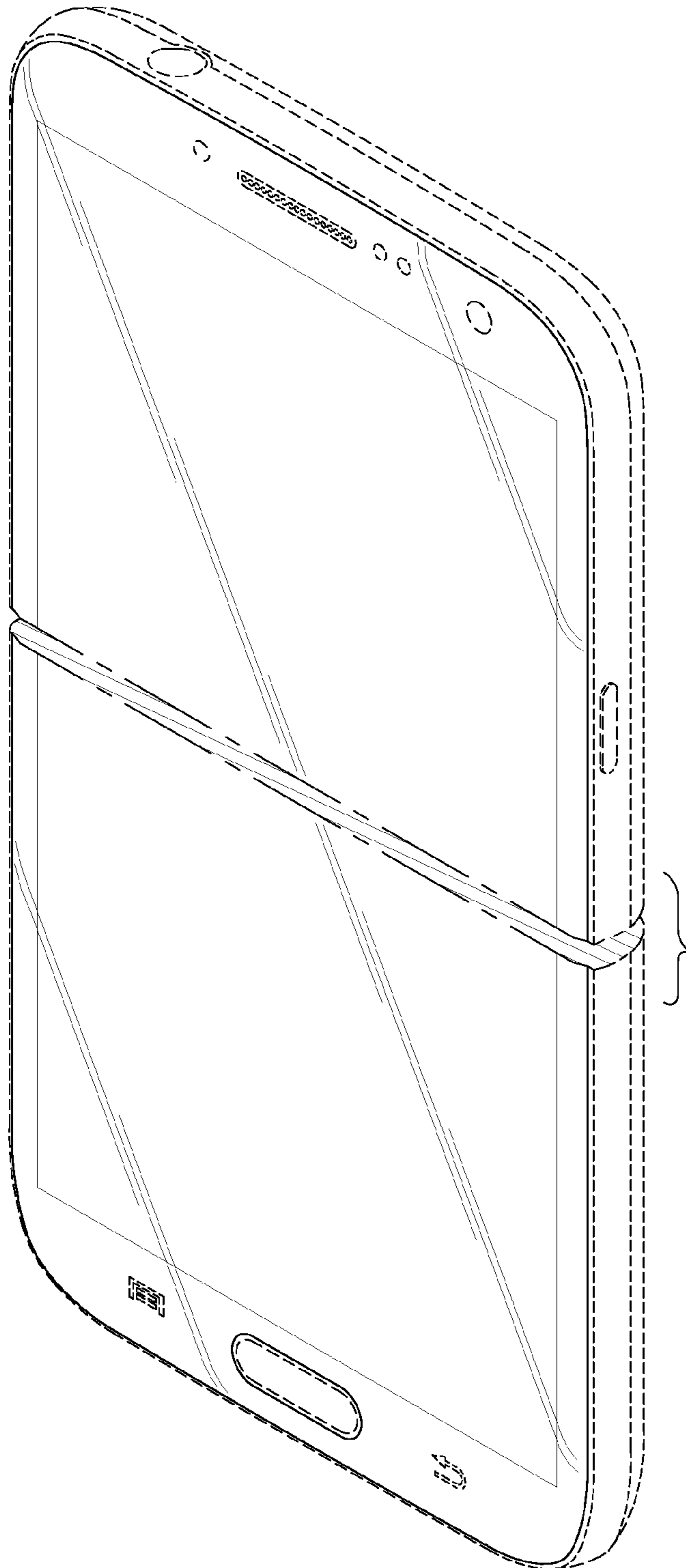


FIG. 9

15

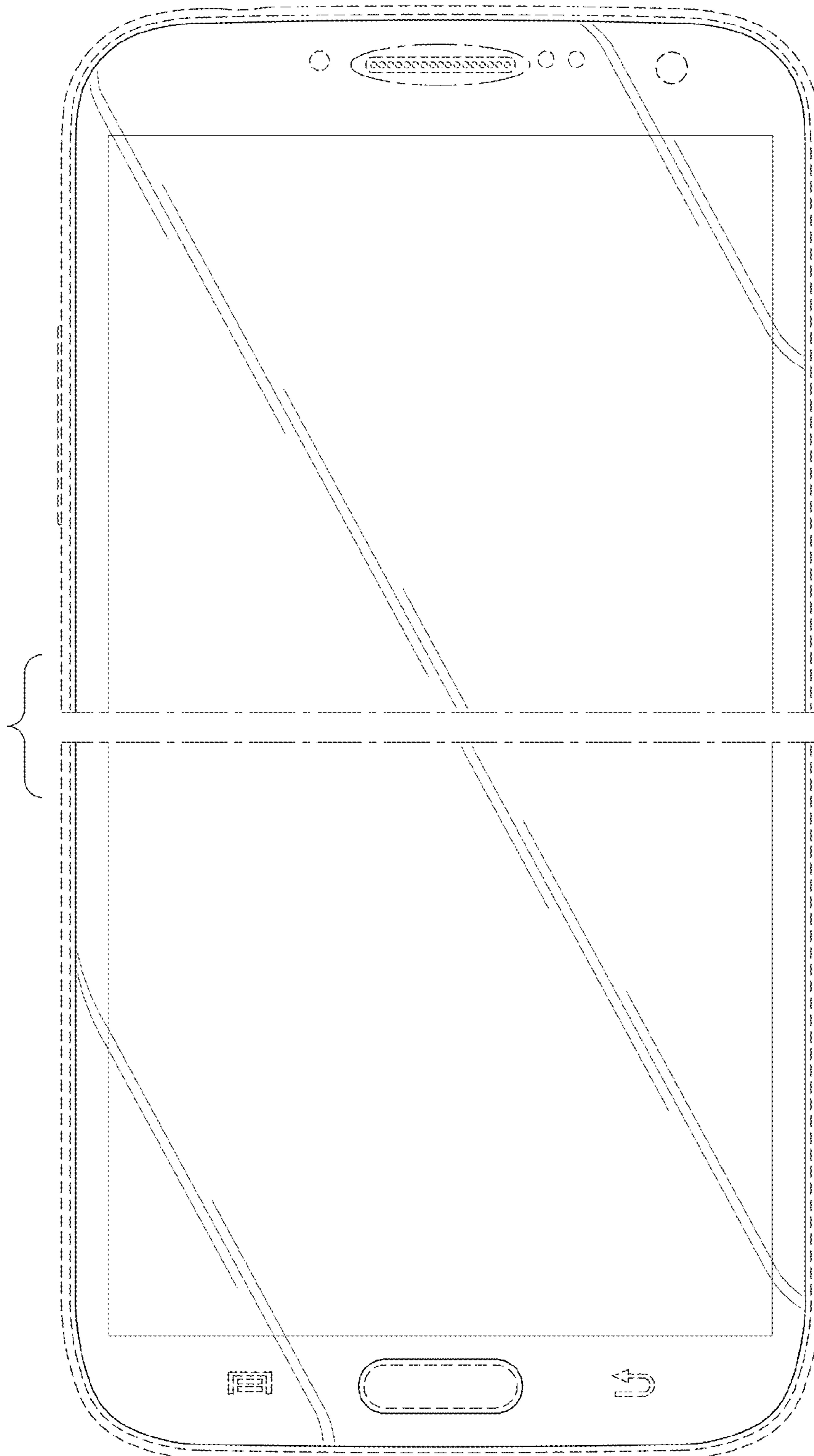
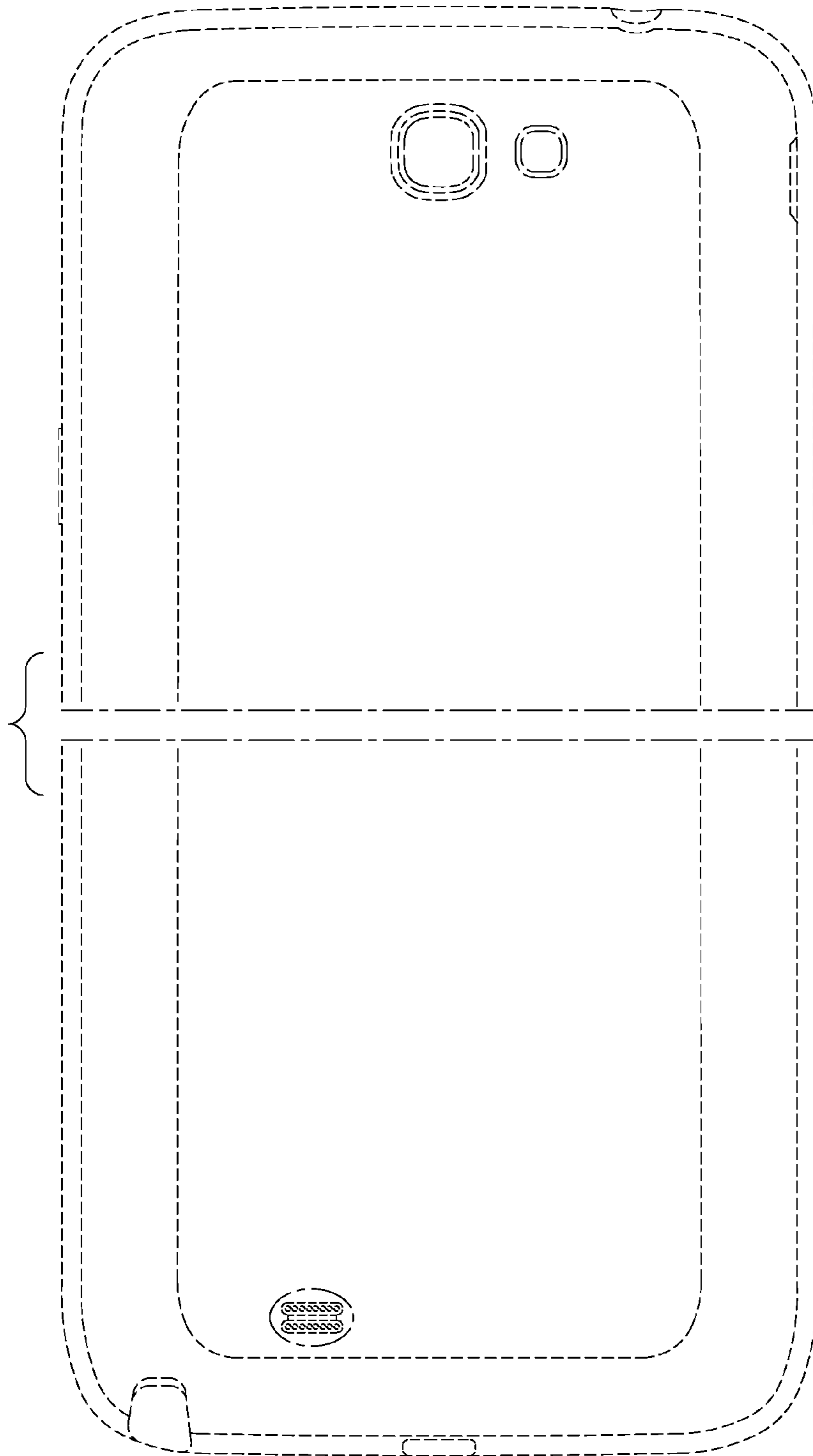


FIG. 10



16

FIG. 11

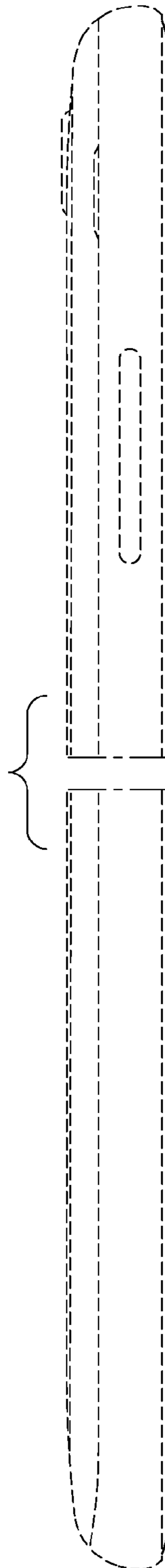


FIG.12

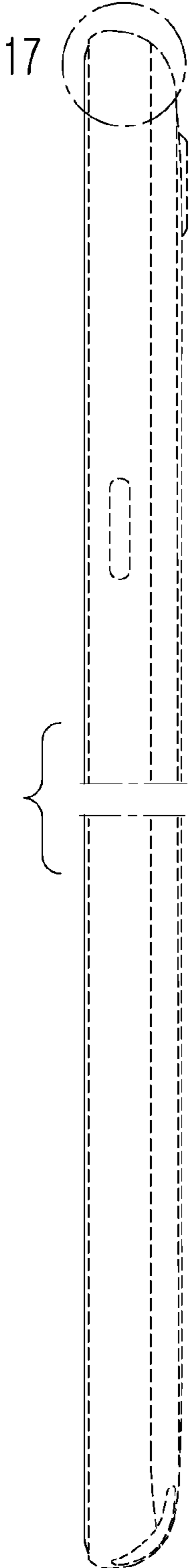


FIG.13

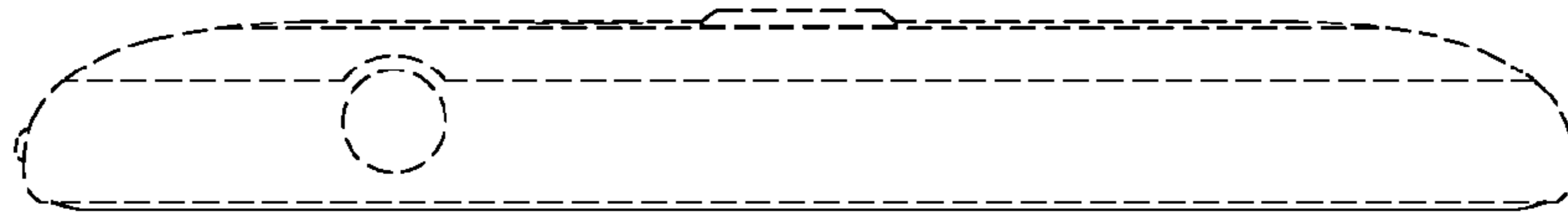


FIG.14

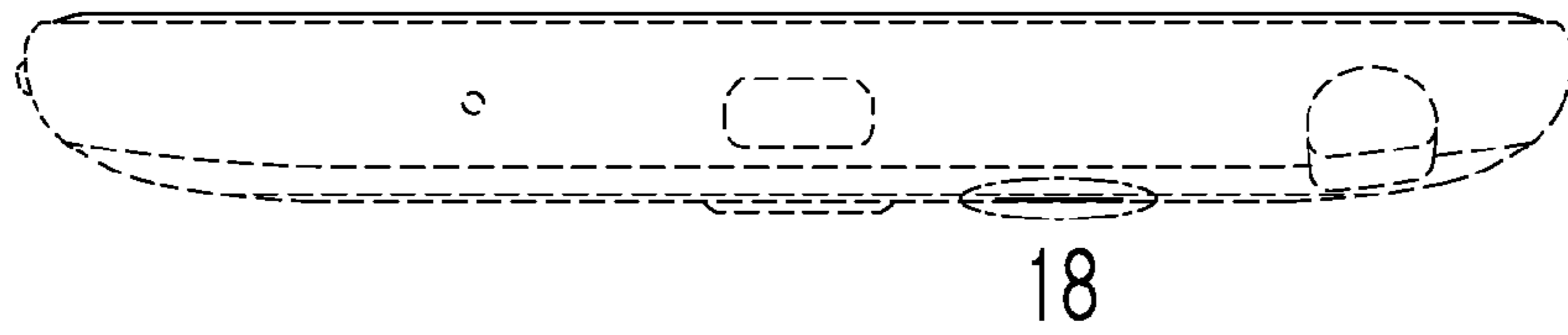


FIG.15




FIG.16

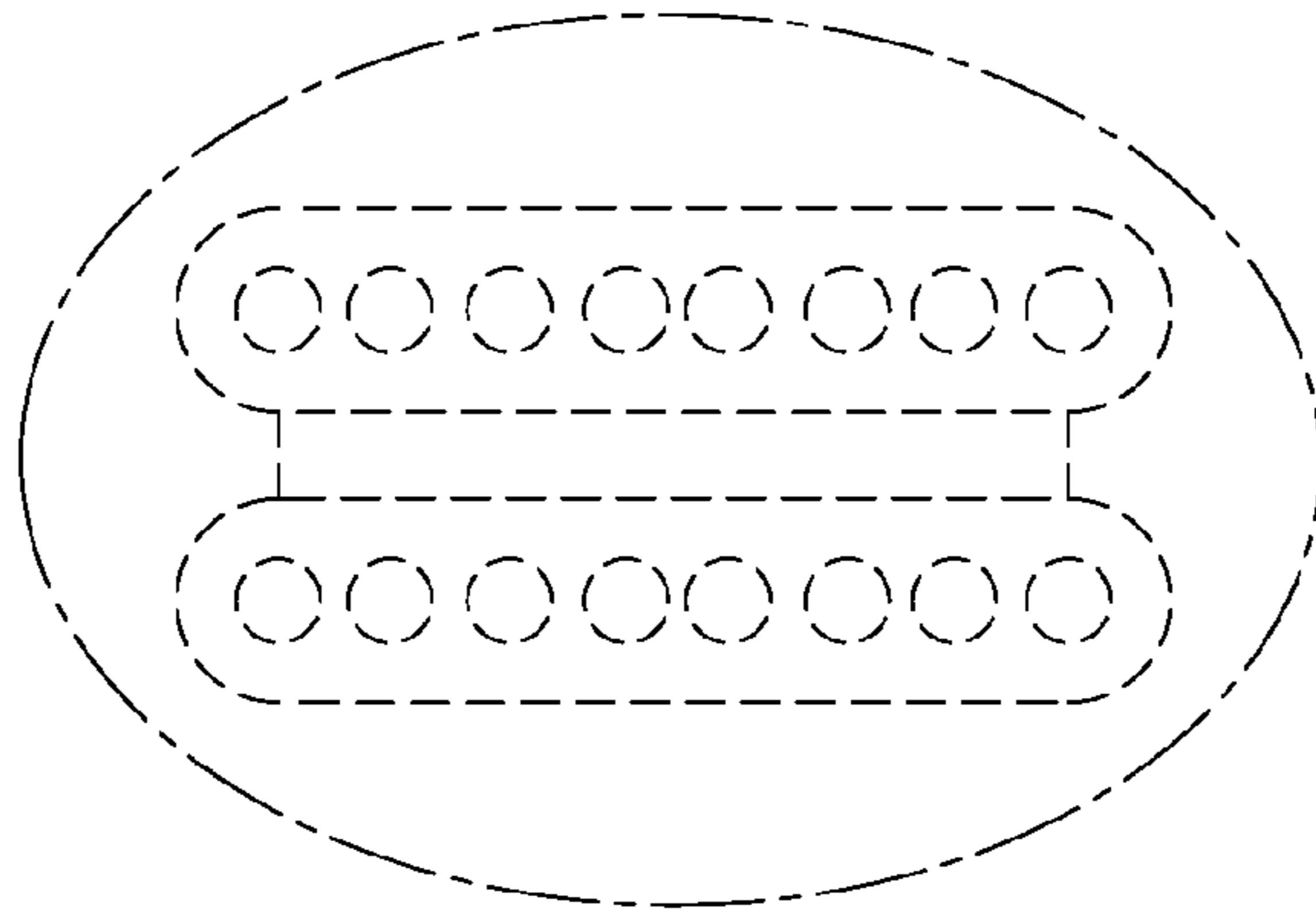


FIG.17

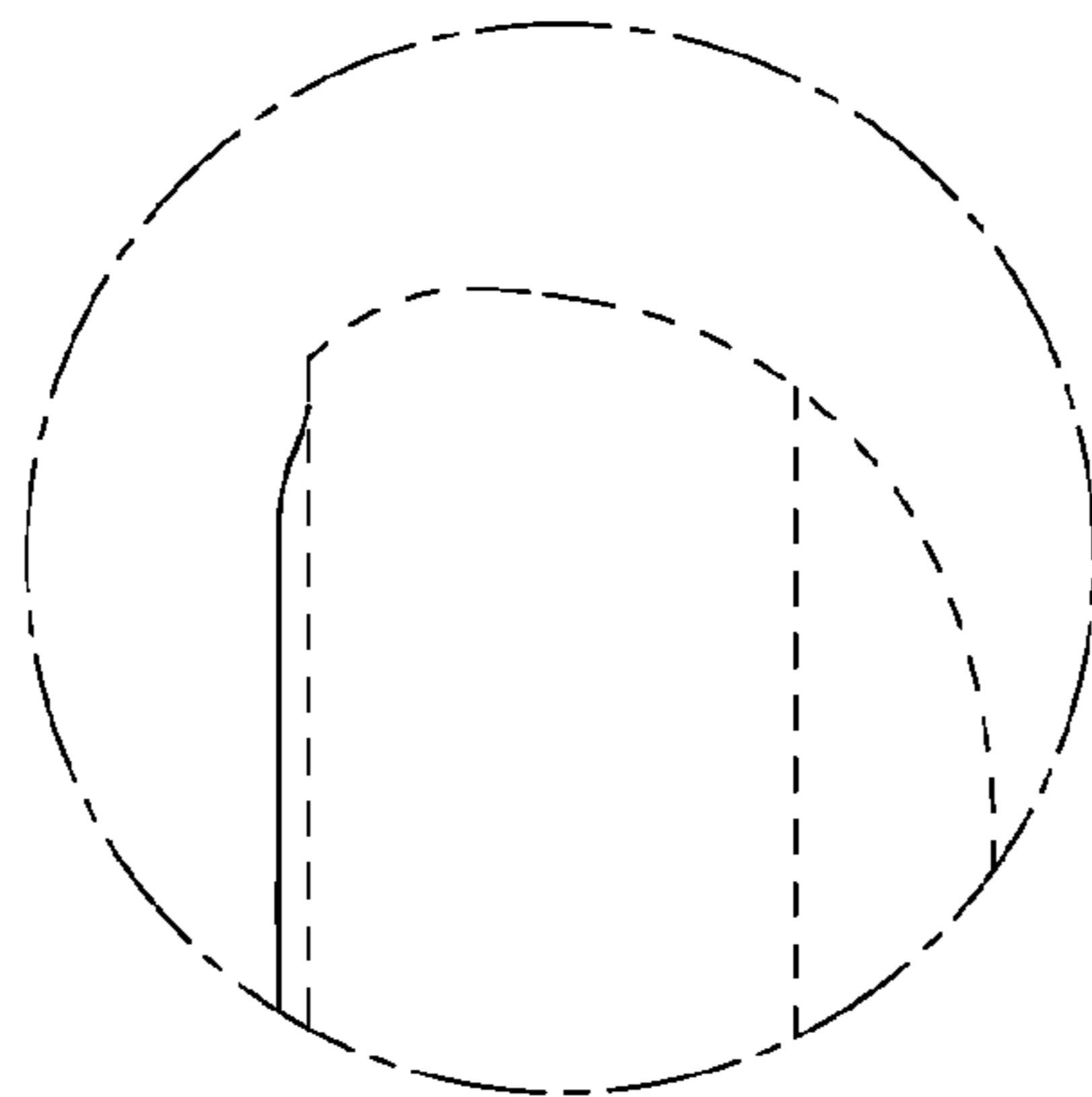


FIG.18

