

US00D761771S

(12) **United States Design Patent**
Winstead

(10) **Patent No.:** **US D761,771 S**
(45) **Date of Patent:** **** Jul. 19, 2016**

(54) **TELEVISION ANTENNA**

CPC H01Q 7/00; H01Q 13/10; H01Q 9/285;
H01Q 19/30; H01Q 19/12; H01Q 1/38;
H04B 1/0475; H04B 1/034; H05K 11/00

(71) Applicant: **Greenwave Scientific, Inc.**, Raleigh, NC
(US)

See application file for complete search history.

(72) Inventor: **Russell Evans Winstead**, Corrales, NM
(US)

Primary Examiner — John Windmuller

(74) *Attorney, Agent, or Firm* — Neal Wolgin; Tillman
Wright PLLC

(73) Assignee: **Greenwave Scientific, Inc.**, Raleigh, NC
(US)

(57) **CLAIM**

(**) Term: **14 Years**

The ornamental design for a television antenna, as shown and
described.

(21) Appl. No.: **29/485,275**

DESCRIPTION

(22) Filed: **Mar. 18, 2014**

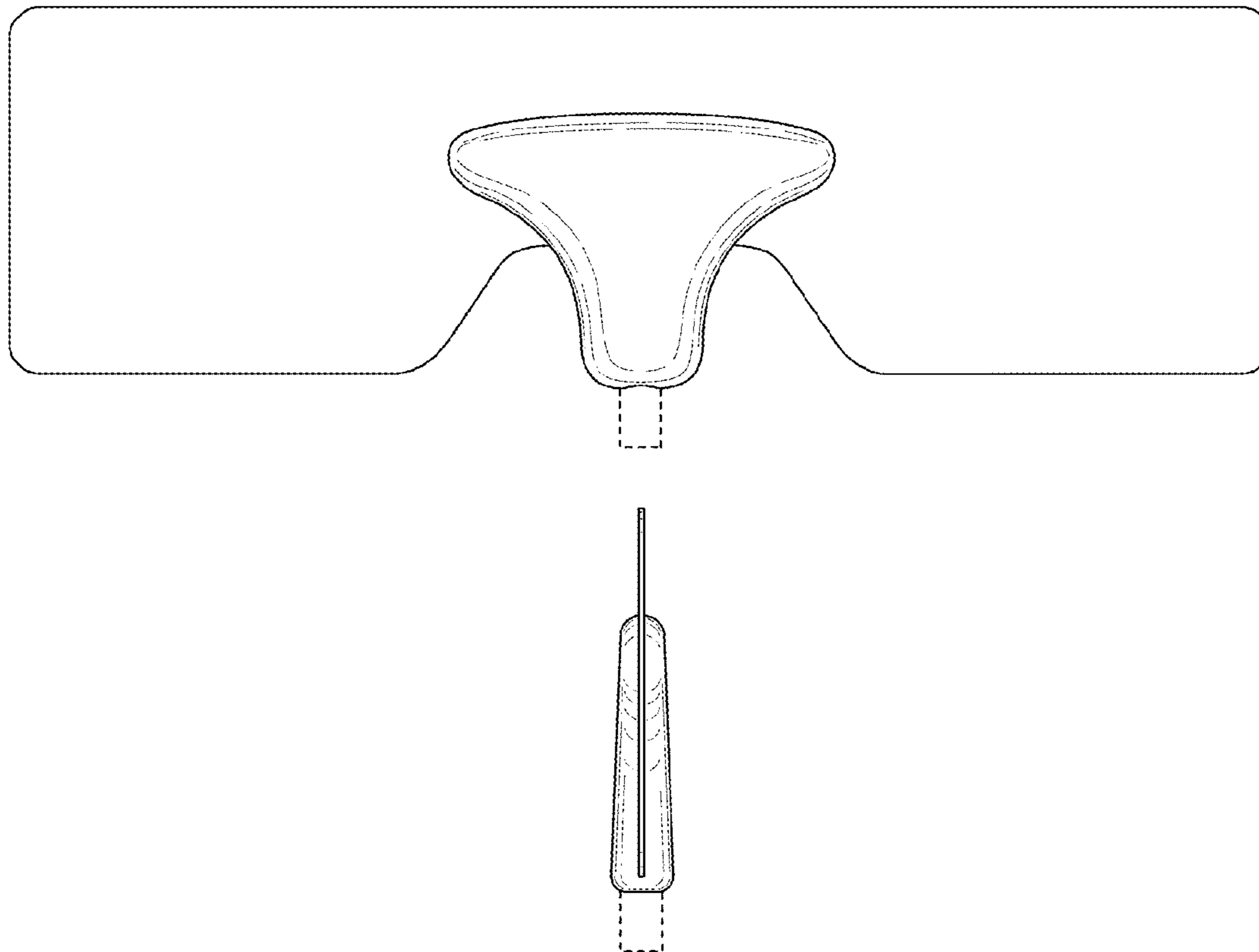
FIG. 1 is a front view of the television antenna;
FIG. 2 is a rear view of the television antenna;
FIG. 3 is a bottom view of the television antenna;
FIG. 4 is a top view of the television antenna;
FIG. 5 is a left view of the television antenna; and,
FIG. 6 is a right side view illustrating a television antenna.
Portions of the design shown in broken lines form no part of
the claimed design.

(51) **LOC (10) Cl.** **14-03**

(52) **U.S. Cl.**
USPC **D14/230**

(58) **Field of Classification Search**
USPC D14/230-238, 299; 343/700 R, 840,
343/841, 908; 455/3.02, FOR. 215, 575.2

1 Claim, 2 Drawing Sheets



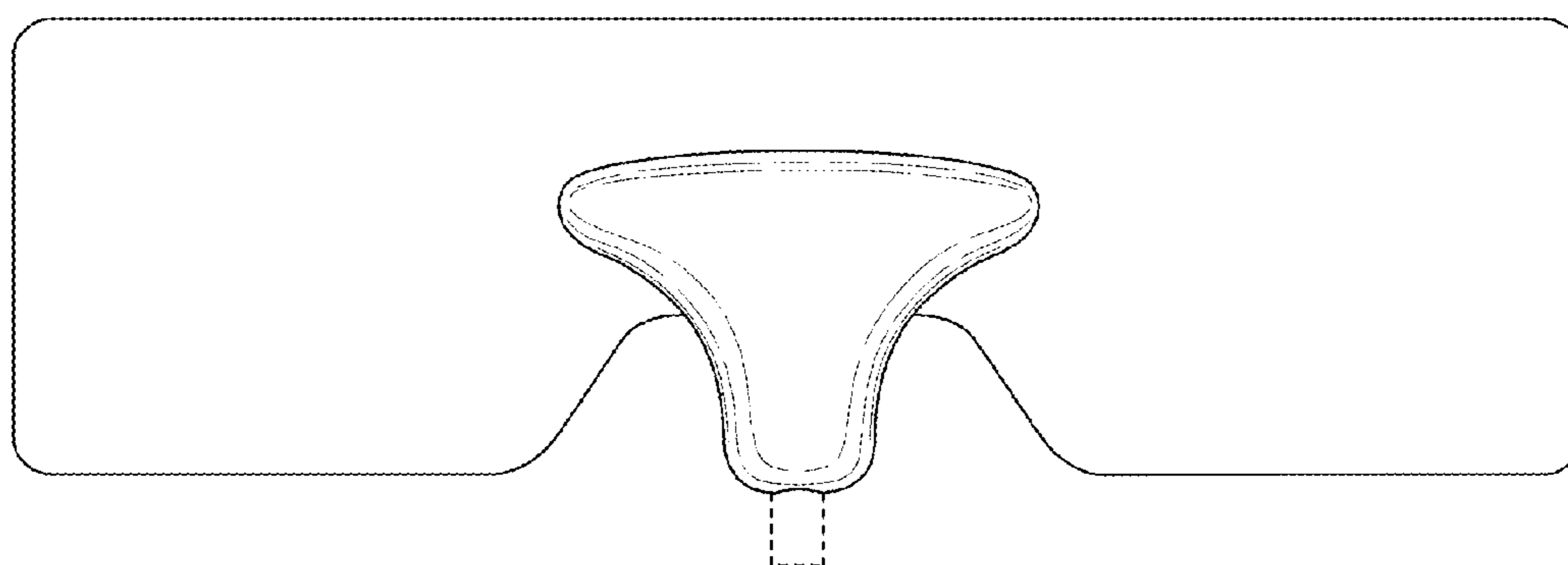


FIG. 1

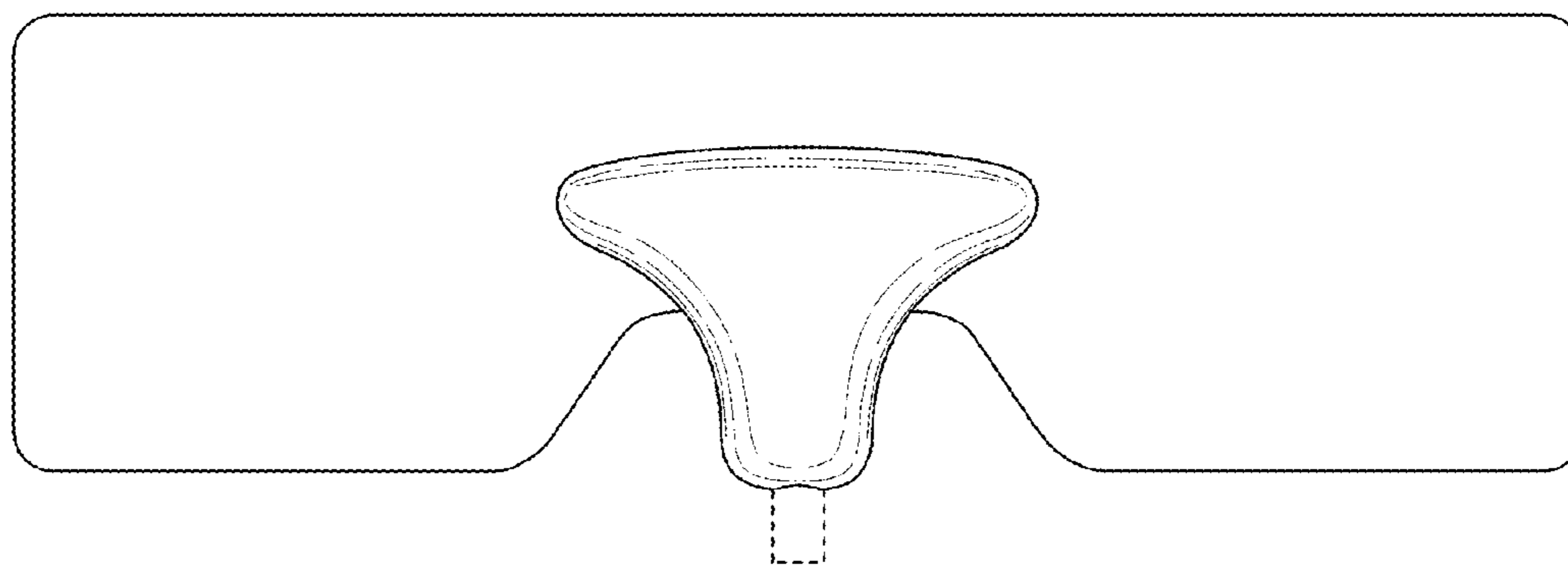


FIG. 2



FIG. 3




FIG. 4

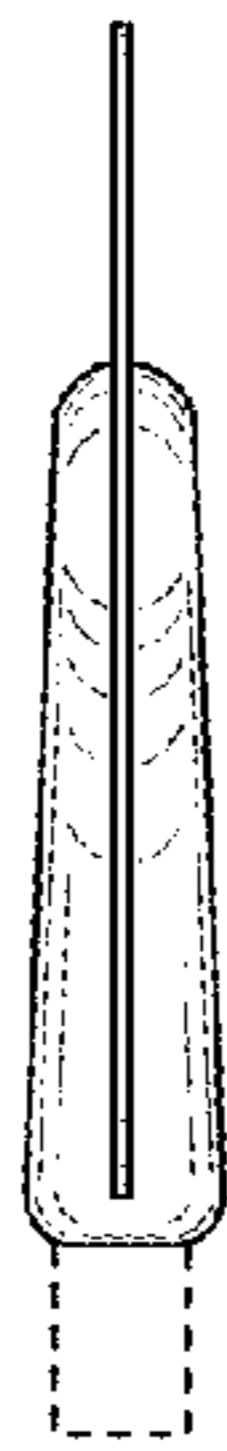


FIG. 5



FIG. 6