

US00D761764S

(12) **United States Design Patent**
Jou et al.

(10) **Patent No.:** **US D761,764 S**
(45) **Date of Patent:** **** *Jul. 19, 2016**

(54) **REMOTE WITH BASE**

D605,178 S * 12/2009 Maier D14/218
D643,398 S * 8/2011 Zakarias D14/148
D656,487 S * 3/2012 Corsini D14/218
D724,059 S * 3/2015 Kim D14/218

(71) Applicant: **Comcast Cable Communications, LLC**, Philadelphia, PA (US)

FOREIGN PATENT DOCUMENTS

(72) Inventors: **Michael Jou**, Philadelphia, PA (US);
Ashley Evangeline Moran, Philadelphia, PA (US); **Neil Epstein**, Havertown, PA (US); **Julie Biron Maletz**, Philadelphia, PA (US); **Thomas Loretan**, Philadelphia, PA (US)

CN 301474188 * 2/2011
EM 000753330-0002 * 7/2007
JP D1218986 * 10/2004

OTHER PUBLICATIONS

(73) Assignee: **Comcast Cable Communications, LLC**, Philadelphia, PA (US)

Comcast website remote controls, website copyright 2015, online, <https://customer.xfinity.com/help-and-support/xfinityremotecontrols/>, site visited Oct. 14, 2015.*
Supersonic Sc-26 Universal Remote Control—Walmart.com, review date 2015, online, <http://www.walmart.com/ip/Supersonic-Universal-Remote-Control/41046963>, site visited Oct. 14, 2015.*

(*) Notice: This patent is subject to a terminal disclaimer.

(**) Term: **14 Years**

* cited by examiner

(21) Appl. No.: **29/511,496**

Primary Examiner — John Windmuller

(22) Filed: **Dec. 11, 2014**

Assistant Examiner — John R Yeh

(51) **LOC (10) Cl.** **14-03**

(74) *Attorney, Agent, or Firm* — Banner & Witcoff, Ltd.

(52) **U.S. Cl.**
USPC **D14/218**

(57) **CLAIM**

(58) **Field of Classification Search**
USPC D14/218, 349, 480.5; D13/168, 173,
D13/162, 162.1, 166, 171, 174
CPC H04N 5/4403; H04N 5/765; G08C 23/04
See application file for complete search history.

The ornamental design for a remote with base, as shown and described.

DESCRIPTION

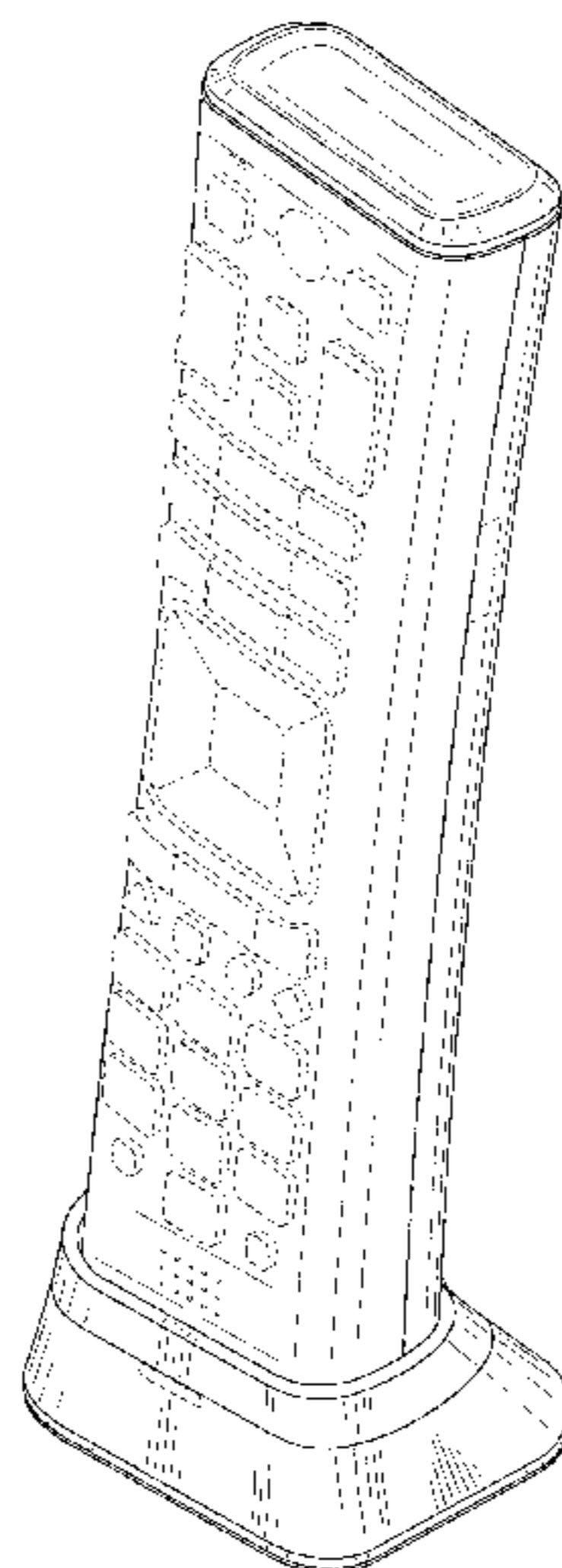
(56) **References Cited**

U.S. PATENT DOCUMENTS

D500,309 S * 12/2004 Borsboom D14/218
D527,370 S * 8/2006 Wong D14/147
D532,775 S * 11/2006 Ikeda D14/218
D541,261 S * 4/2007 Ikeda D14/218
D543,196 S * 5/2007 Krzyzanowski D14/218
D550,213 S * 9/2007 Hakoda D14/218
D559,231 S * 1/2008 Krzyzanowski D14/218
D573,957 S * 7/2008 Ledbetter D13/168
D587,689 S * 3/2009 Hwang D14/218

FIG. 1 is a front perspective view of a remote with base showing our new design;
FIG. 2 is a front view thereof;
FIG. 3 is a rear view thereof;
FIG. 4 is a right side view thereof;
FIG. 5 is a left side view thereof;
FIG. 6 is a top view thereof; and,
FIG. 7 is bottom view thereof.
The broken line showing of various features of the remote with base are for environmental purposes only and form no part of the claimed design.

1 Claim, 4 Drawing Sheets



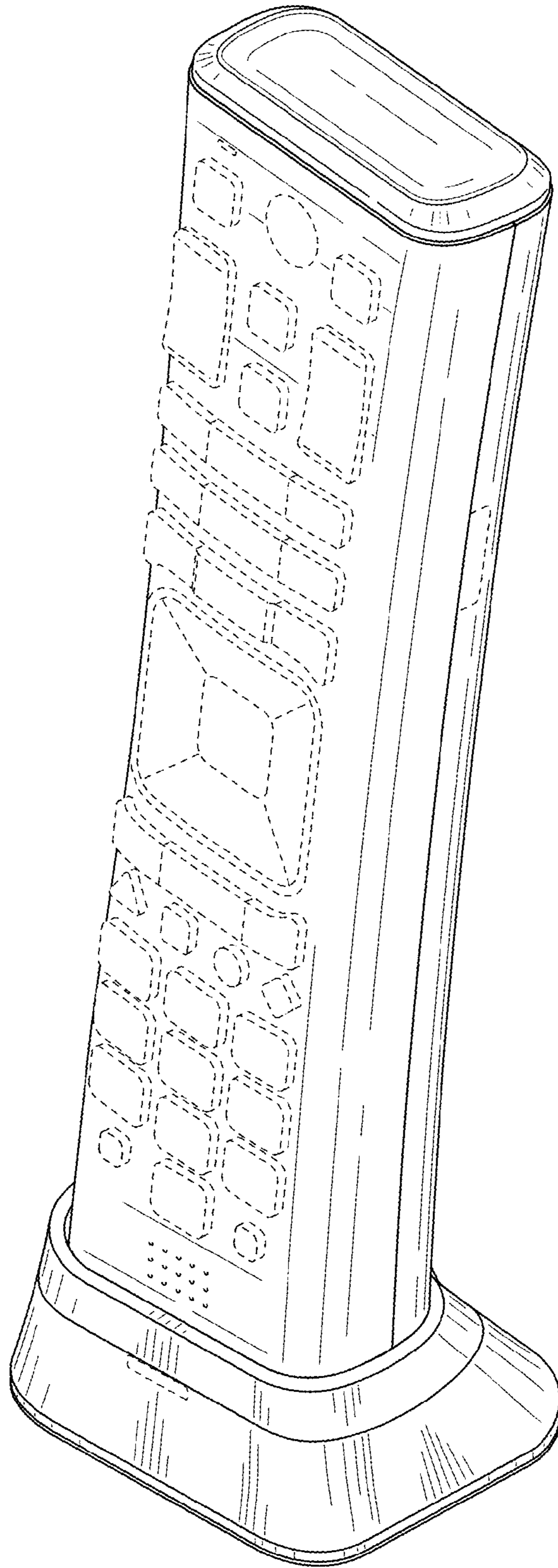


FIG. 1

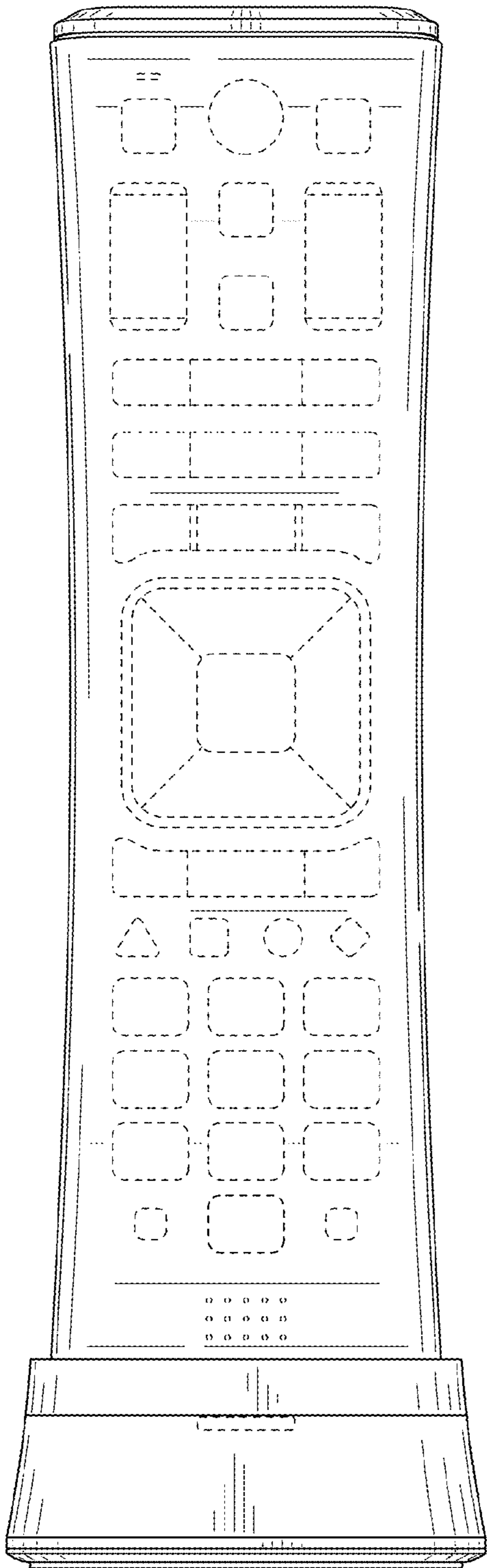


FIG. 2

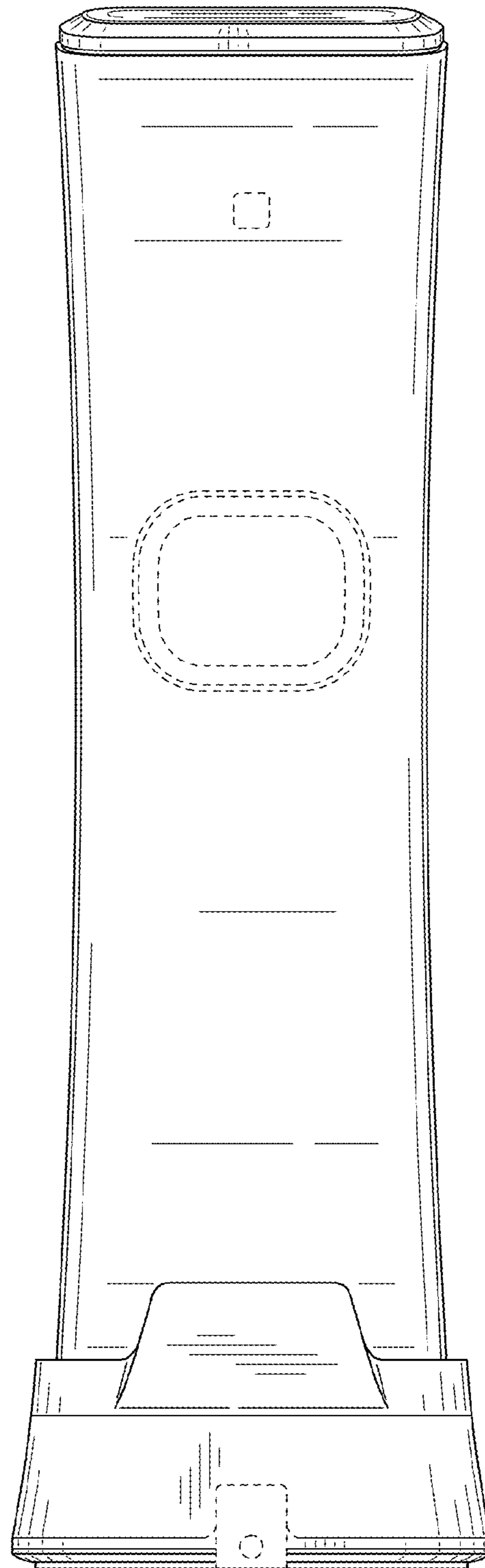


FIG. 3

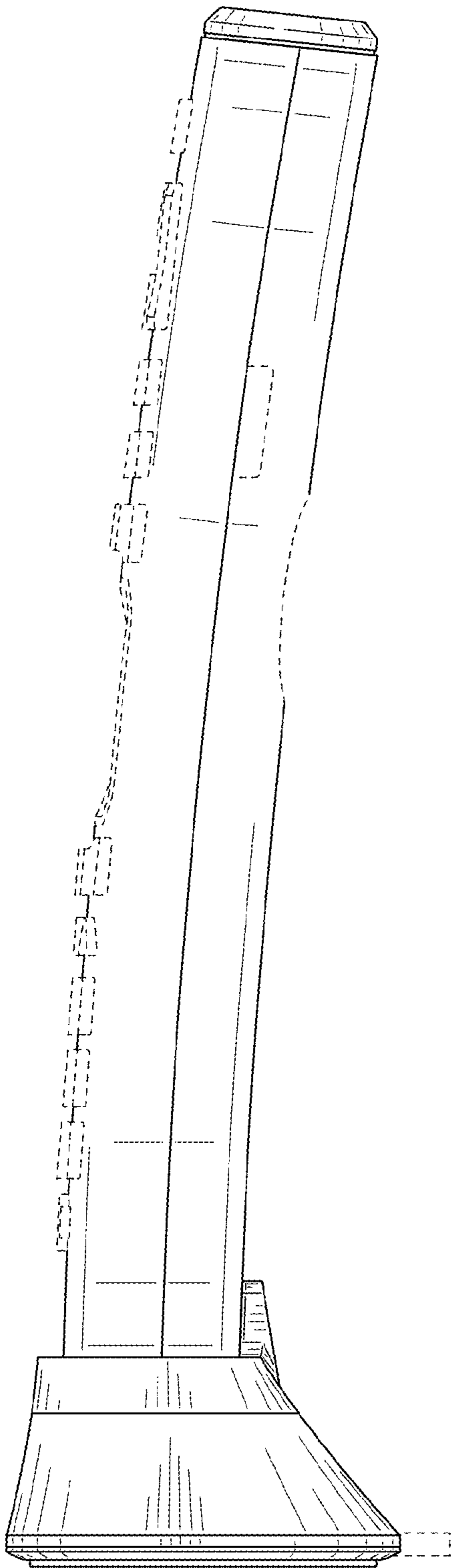


FIG. 4

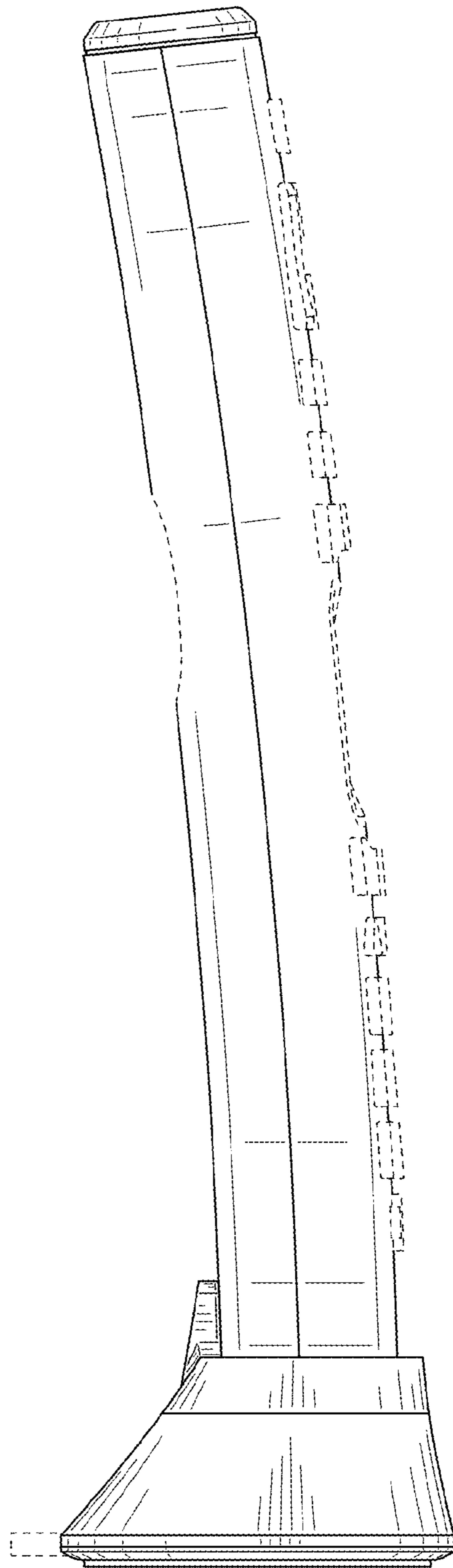


FIG. 5

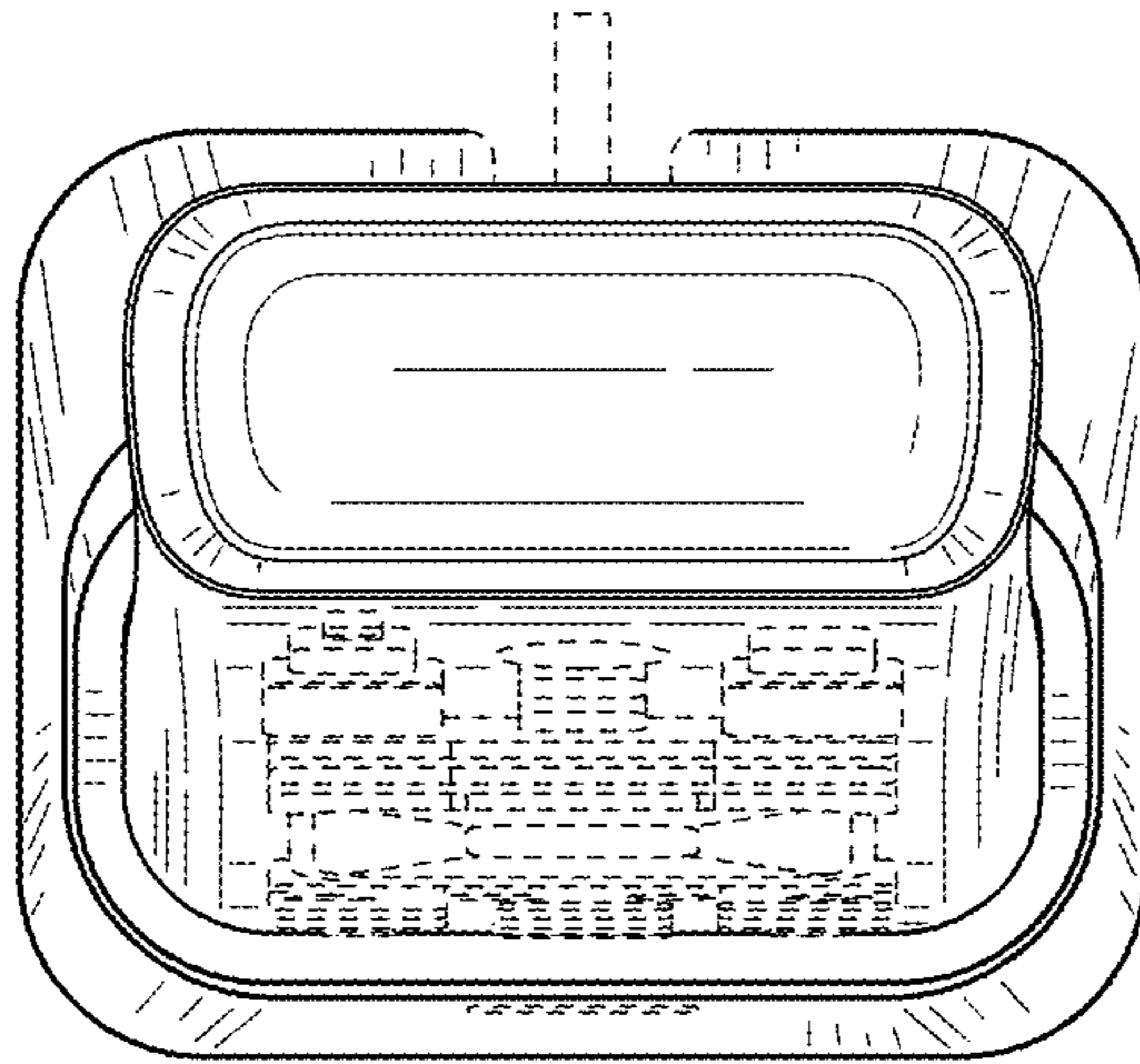


FIG. 6

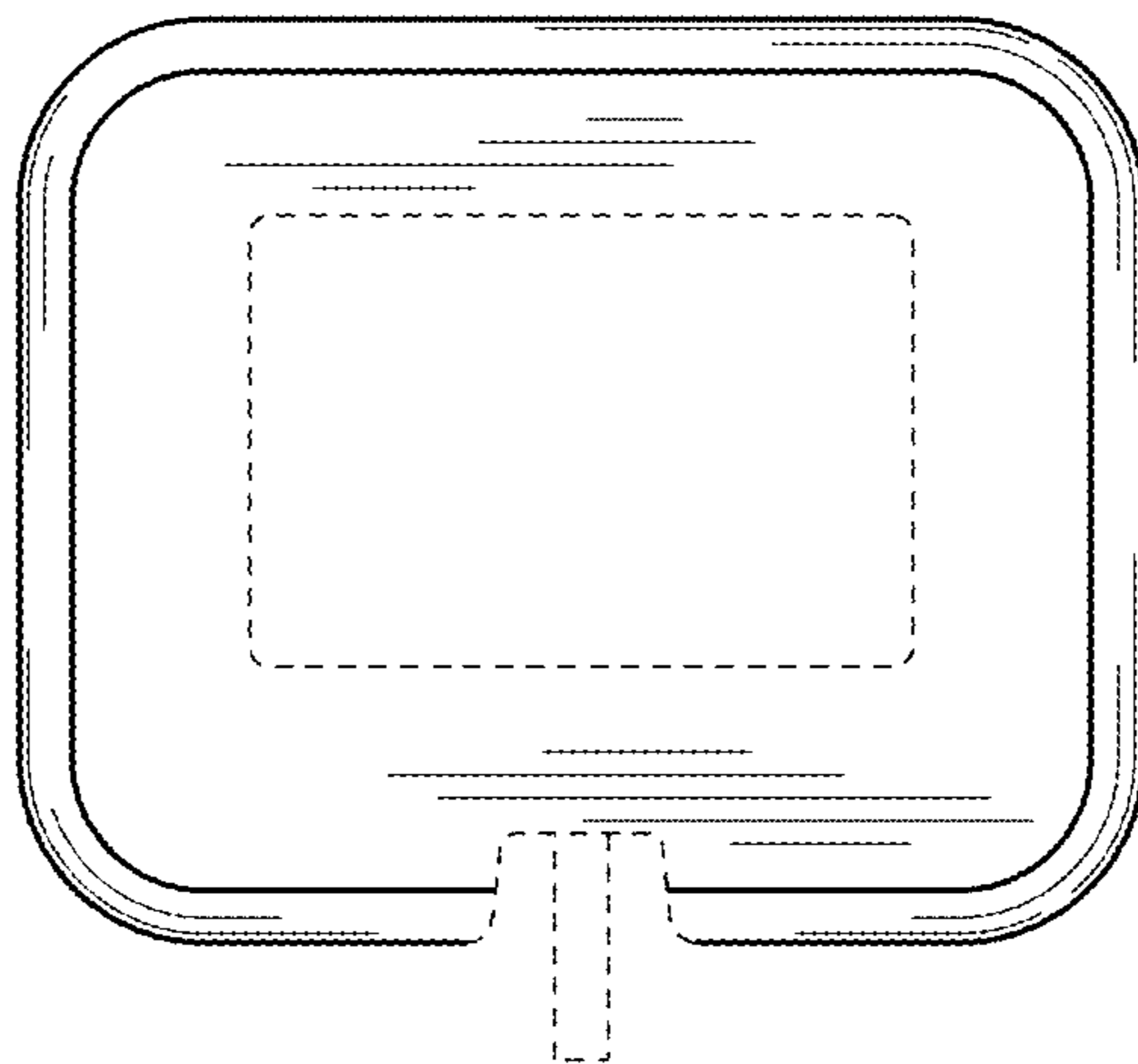


FIG. 7