



US00D761760S

(12) **United States Design Patent**  
**Poulsen et al.**

(10) **Patent No.:** **US D761,760 S**  
(45) **Date of Patent:** **\*\* Jul. 19, 2016**

(54) **HEADPHONE**

(71) Applicant: **Skullcandy, Inc.**, Park City, UT (US)

(72) Inventors: **Joshua B. Poulsen**, Park City, UT (US);  
**David G. Vogt, Jr.**, Park City, UT (US);  
**Peter M. Kelly**, Park City, UT (US)

(73) Assignee: **Skullcandy, Inc.**, Park City, UT (US)

(\*\*) Term: **14 Years**

(21) Appl. No.: **29/521,008**

(22) Filed: **Mar. 19, 2015**

**Related U.S. Application Data**

(63) Continuation of application No. 29/486,567, filed on Mar. 31, 2014, now Pat. No. Des. 728,533.

(51) **LOC (10) Cl.** ..... **14-01**

(52) **U.S. Cl.**

USPC ..... **D14/205**; D14/223

(58) **Field of Classification Search**

USPC ..... D14/223, 205; 181/129, 130, 135;  
379/430, 431; 381/380, 381; 455/90.3,  
455/575.1

CPC ..... H04R 1/10  
See application file for complete search history.

(56) **References Cited**

**U.S. PATENT DOCUMENTS**

- 4,972,492 A \* 11/1990 Tanaka ..... H04R 1/1016  
181/130
- D316,550 S 4/1991 Sogabe
- D340,932 S 11/1993 Yan
- D353,379 S 12/1994 Nakamura et al.
- 5,410,608 A \* 4/1995 Lucey ..... H04R 1/083  
381/360

- 5,809,159 A 9/1998 Lee
- D510,337 S 10/2005 Tages
- D512,049 S 11/2005 Yang
- D515,070 S 2/2006 Andre et al.
- 7,187,948 B2 3/2007 Alden
- D554,109 S 10/2007 Ledbetter et al.
- D555,152 S \* 11/2007 Wang ..... D14/223
- D557,689 S 12/2007 Huang
- D566,687 S 4/2008 Duarte et al.
- D572,703 S 7/2008 Ledbetter et al.
- 7,395,090 B2 7/2008 Alden
- D575,269 S \* 8/2008 Ledbetter ..... D14/205
- D583,804 S 12/2008 Mahler et al.

(Continued)

**FOREIGN PATENT DOCUMENTS**

- CA 2697029 A1 2/2007
- CA 2515558 C 6/2010

(Continued)

*Primary Examiner* — Paula Greene

(74) *Attorney, Agent, or Firm* — TraskBritt

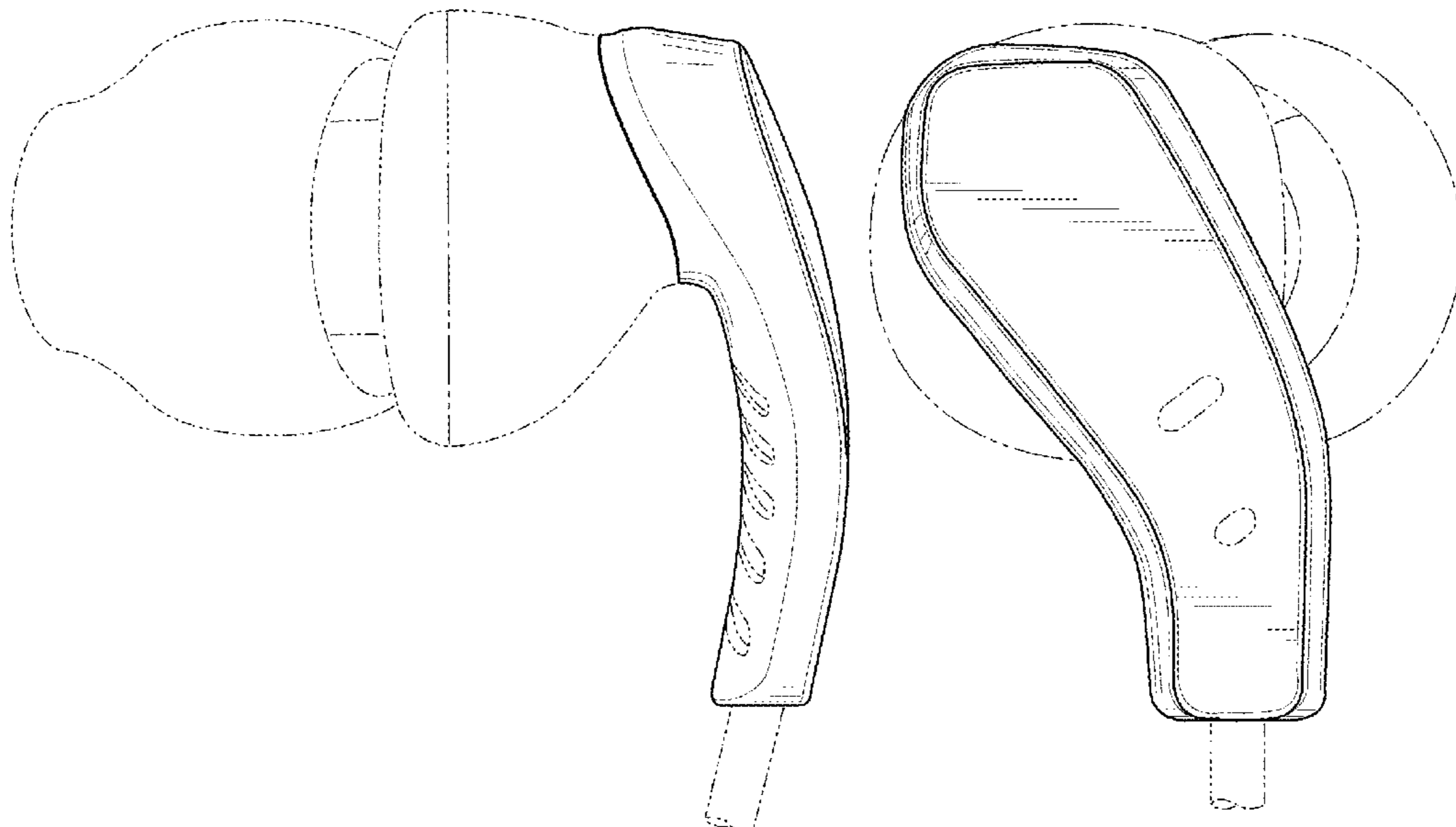
(57) **CLAIM**

The ornamental design for a headphone, as shown and described.

**DESCRIPTION**

FIG. 1 is a perspective view of a first embodiment of a headphone;  
FIG. 2 is a right side view of the headphone shown in FIG. 1;  
FIG. 3 is a left side view of the headphone shown in FIG. 1;  
FIG. 4 is a back view of the headphone shown in FIG. 1;  
FIG. 5 is a front view of the headphone shown in FIG. 1;  
FIG. 6 is a top view of the headphone shown in FIG. 1; and,  
FIG. 7 is a bottom view of the headphone shown in FIG. 1.  
The broken lines in FIGS. 1-7 are for environmental purposes only and do not form any part of the claimed design.

**1 Claim, 4 Drawing Sheets**



(56)

References Cited

U.S. PATENT DOCUMENTS

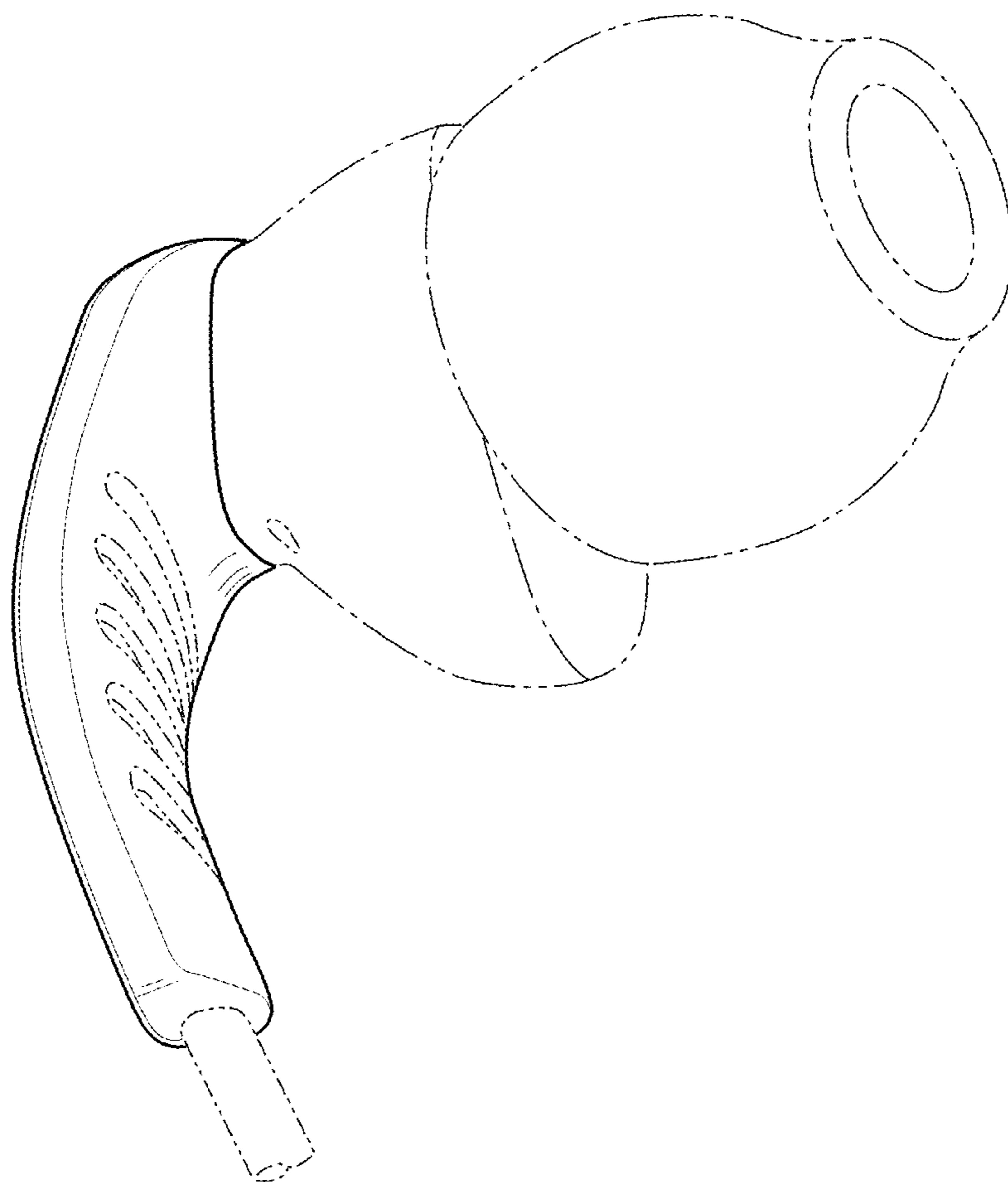
D587,685 S 3/2009 Densho  
 D589,493 S 3/2009 Densho  
 D593,537 S 6/2009 Arimoto  
 D604,272 S 11/2009 Kitayama  
 D605,636 S 12/2009 Yang  
 D623,627 S 9/2010 Alden et al.  
 D624,057 S 9/2010 Kelly et al.  
 D626,117 S 10/2010 Lowry  
 D627,765 S 11/2010 Zheng  
 D628,193 S 11/2010 Zheng  
 D631,034 S 1/2011 Yeo  
 D637,585 S 5/2011 Nagayama et al.  
 D641,003 S 7/2011 Alden  
 D641,738 S 7/2011 Perez  
 D643,417 S 8/2011 Lee et al.  
 8,014,824 B2 9/2011 Alden  
 D650,356 S 12/2011 Alden et al.  
 8,077,898 B2 \* 12/2011 Huang ..... H04R 1/1016  
 381/186  
 D656,129 S 3/2012 Kelly et al.  
 D656,481 S 3/2012 McManigal  
 D657,780 S 4/2012 Dahlberg  
 D660,290 S 5/2012 Weedon  
 D662,493 S 6/2012 Chen  
 D665,776 S 8/2012 Alden et al.  
 D665,777 S 8/2012 Alden et al.  
 D666,996 S 9/2012 Hardi et al.  
 D671,531 S \* 11/2012 Kim ..... D14/223  
 D673,136 S 12/2012 Kelly et al.  
 D673,140 S 12/2012 Kelly et al.  
 D673,531 S 1/2013 Lee et al.  
 D674,372 S 1/2013 Kelly et al.  
 D674,376 S 1/2013 Kelly et al.  
 D674,781 S 1/2013 Sakata  
 D676,023 S 2/2013 Kelly et al.  
 D676,024 S 2/2013 Kelly et al.  
 D677,241 S 3/2013 Kelly et al.  
 8,391,536 B2 3/2013 Hashimoto  
 D683,717 S 6/2013 Kelly et al.  
 8,457,557 B2 6/2013 Alden  
 D685,767 S 7/2013 Kelly et al.  
 8,515,115 B2 8/2013 Kelly et al.  
 D689,464 S 9/2013 Bonahoom et al.  
 8,542,859 B2 9/2013 Alden

D691,582 S 10/2013 Nguyen et al.  
 D693,793 S 11/2013 Kelly et al.  
 D695,721 S 12/2013 Thompson et al.  
 D695,724 S 12/2013 Ishikura  
 D697,050 S \* 1/2014 Thompson ..... D14/206  
 D698,762 S 2/2014 Zheng et al.  
 D699,216 S 2/2014 Bonahoom et al.  
 D701,193 S 3/2014 Kelly et al.  
 D701,195 S 3/2014 Katsumata  
 D701,196 S 3/2014 Kelly et al.  
 D701,197 S 3/2014 Kelly et al.  
 8,712,087 B2 4/2014 Ozawa  
 D707,654 S 6/2014 Nguyen et al.  
 D711,857 S 8/2014 Burgett et al.  
 D718,284 S 11/2014 Shibusawa  
 D718,285 S 11/2014 Shibusawa  
 D718,744 S 12/2014 Thompson et al.  
 8,908,899 B1 \* 12/2014 Yang ..... H04R 1/1033  
 381/370  
 8,942,403 B2 1/2015 Oman et al.  
 8,965,028 B2 2/2015 Oishi et al.  
 D728,533 S \* 5/2015 Poulsen ..... D14/223  
 D742,860 S \* 11/2015 Miyake ..... D14/223  
 D743,949 S \* 11/2015 Miyake ..... D14/223  
 2008/0013774 A1 1/2008 Hosaka et al.  
 2012/0275615 A1 11/2012 Kelly et al.  
 2013/0004011 A1 1/2013 Hayashida et al.  
 2013/0118944 A1 5/2013 Niuro et al.  
 2013/0177165 A1 7/2013 Oishi  
 2013/0177195 A1 7/2013 Sze et al.  
 2013/0185905 A1 7/2013 Stiff et al.  
 2013/0208909 A1 8/2013 Mulder  
 2013/0336514 A1 12/2013 Kelly et al.  
 2014/0270228 A1 9/2014 Oishi et al.  
 2014/0270230 A1 9/2014 Oishi et al.

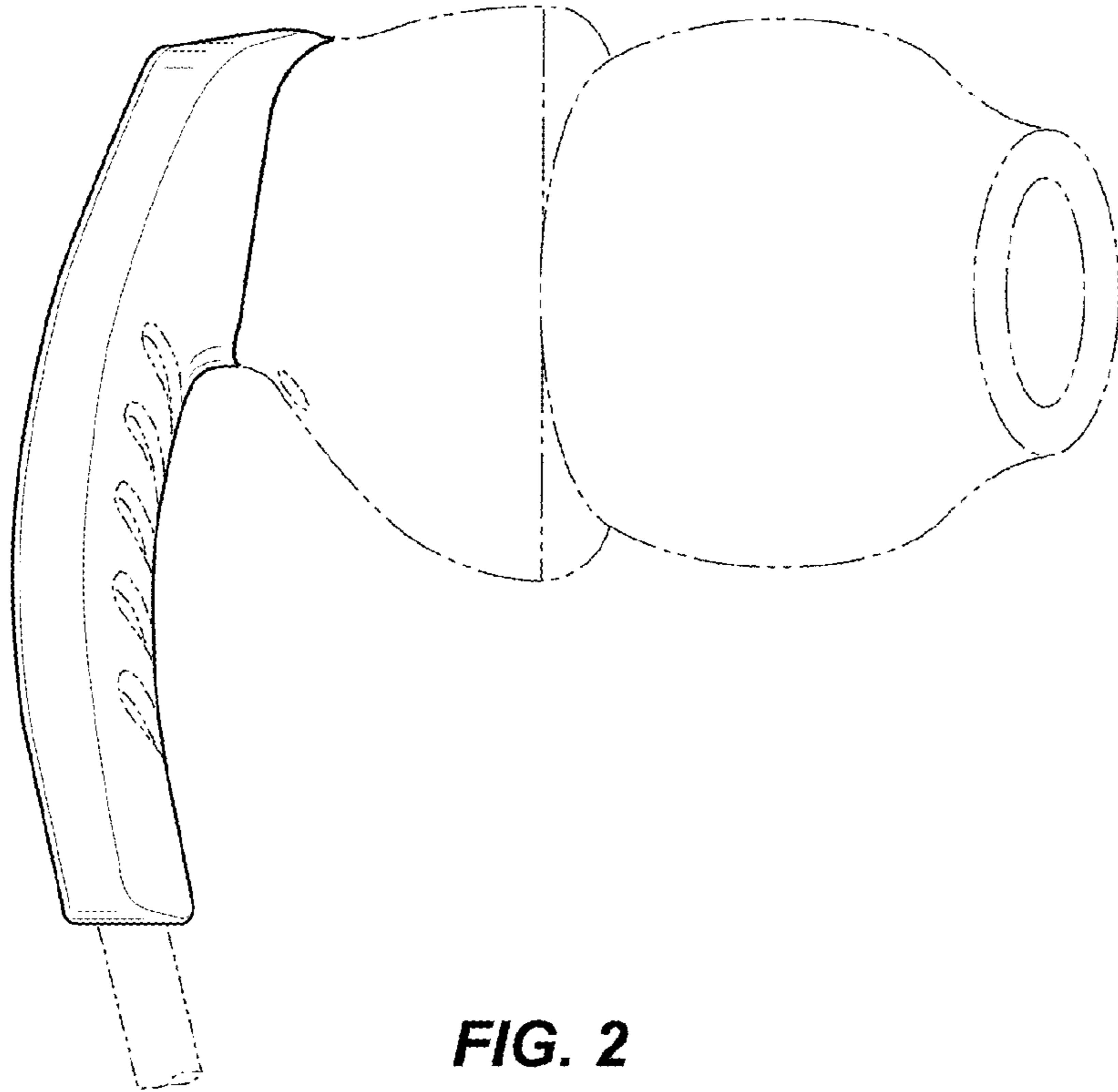
FOREIGN PATENT DOCUMENTS

CA 153644 S 7/2014  
 EP 1760896 B1 9/2010  
 EP 2262117 A1 12/2010  
 WO W02010068495 A2 6/2010  
 WO 2010124190 A2 10/2010  
 WO 2011085096 A2 7/2011  
 WO 2012024656 A2 2/2012

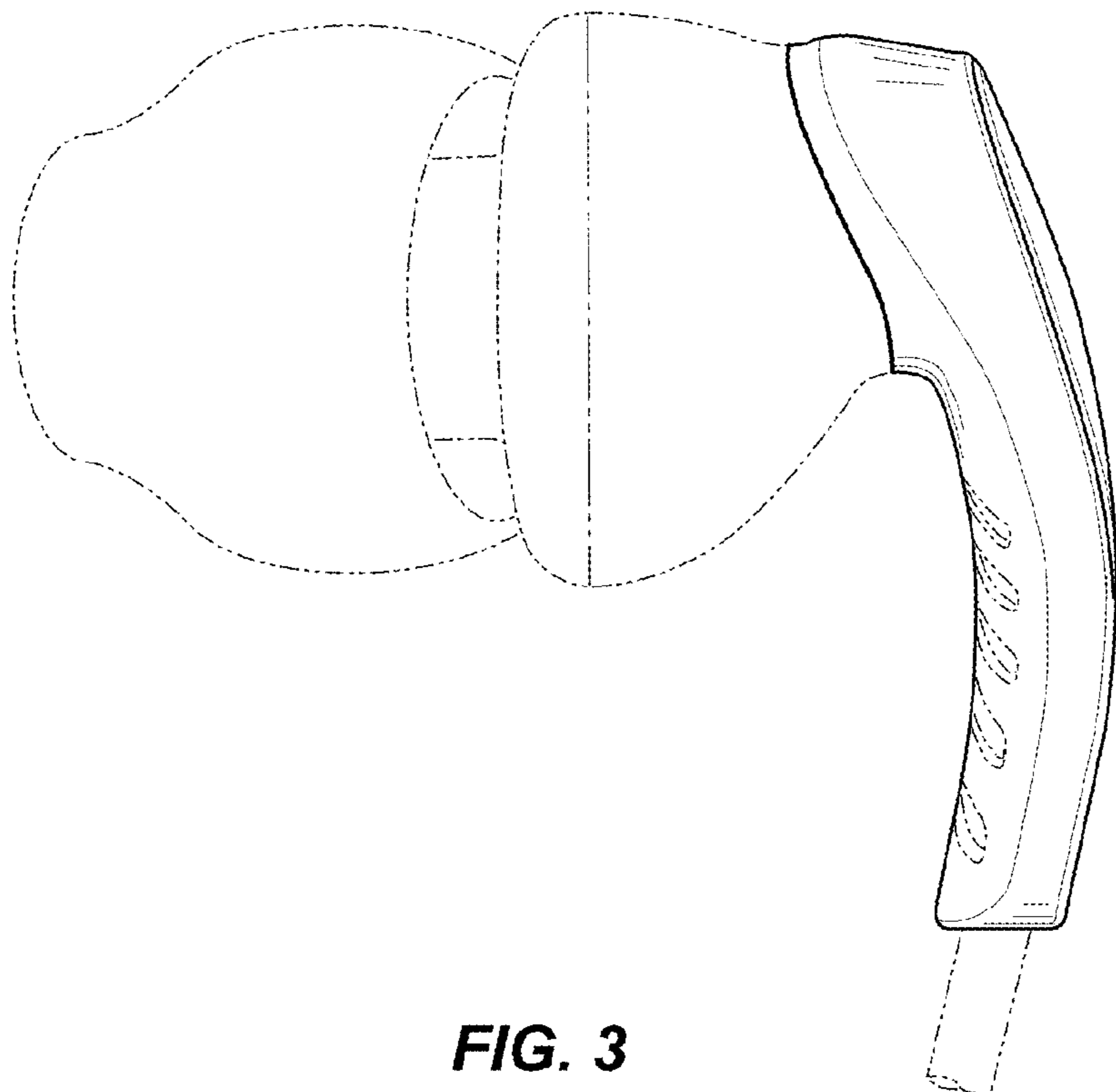
\* cited by examiner



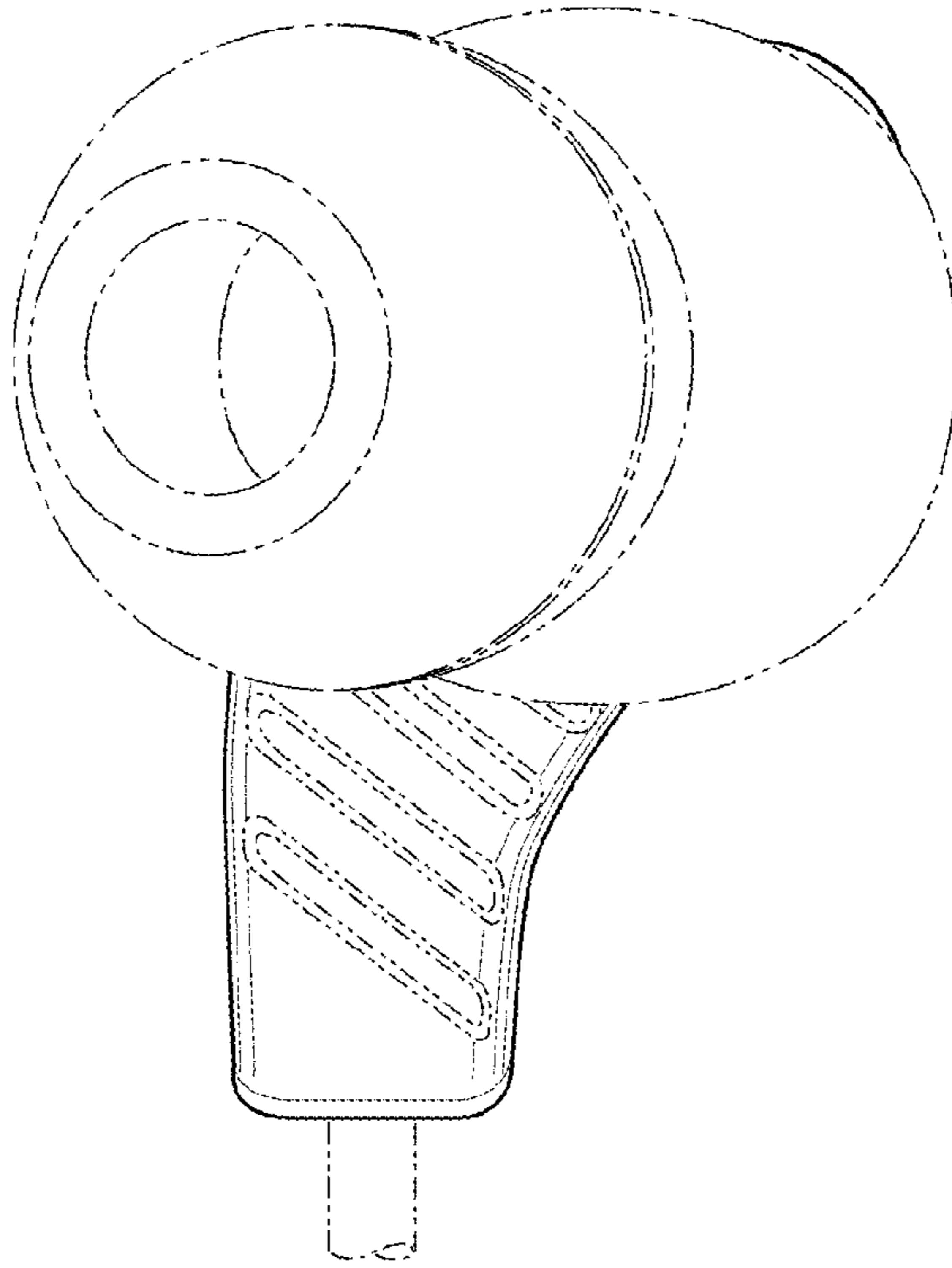
**FIG. 1**



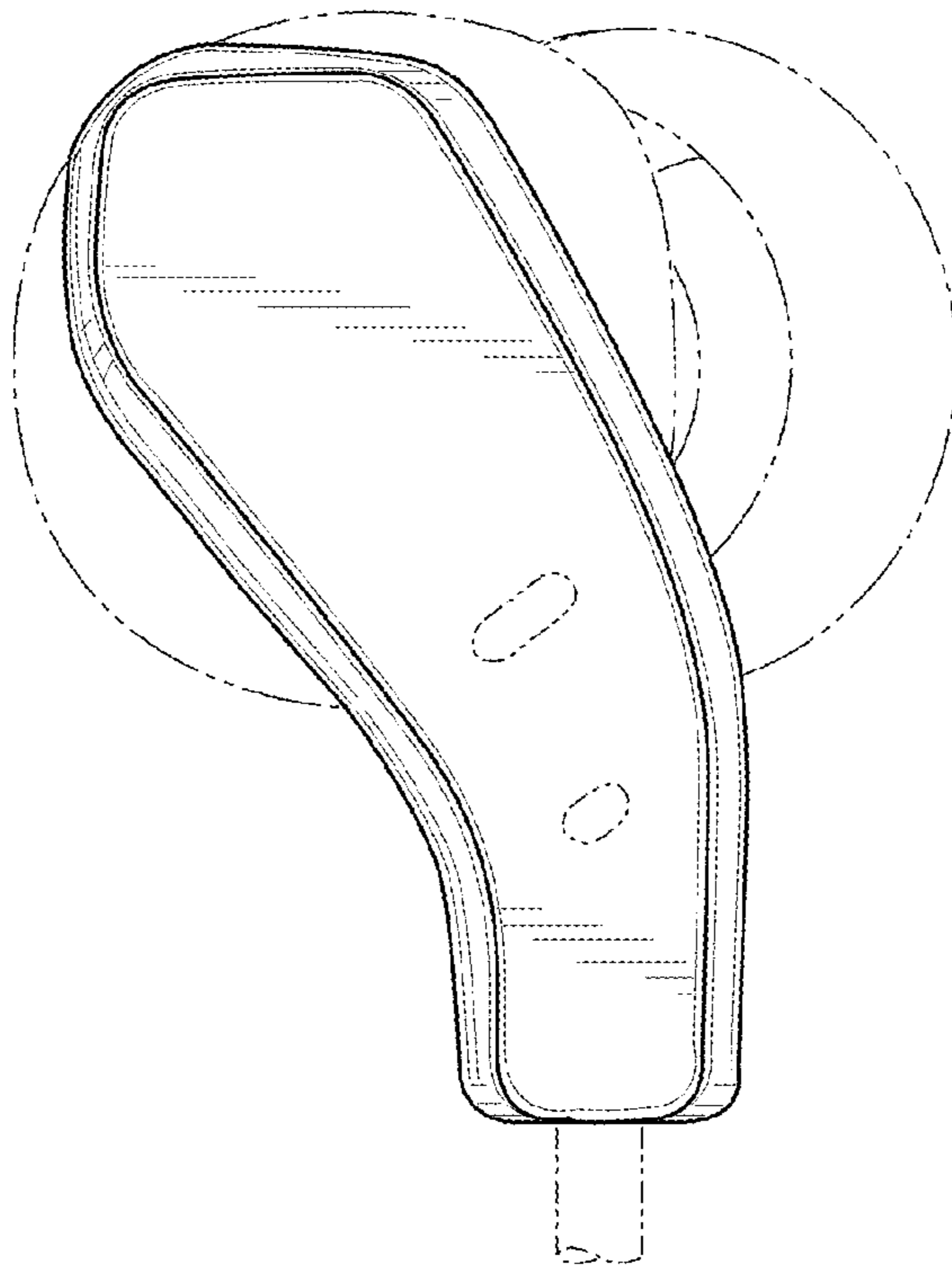
**FIG. 2**



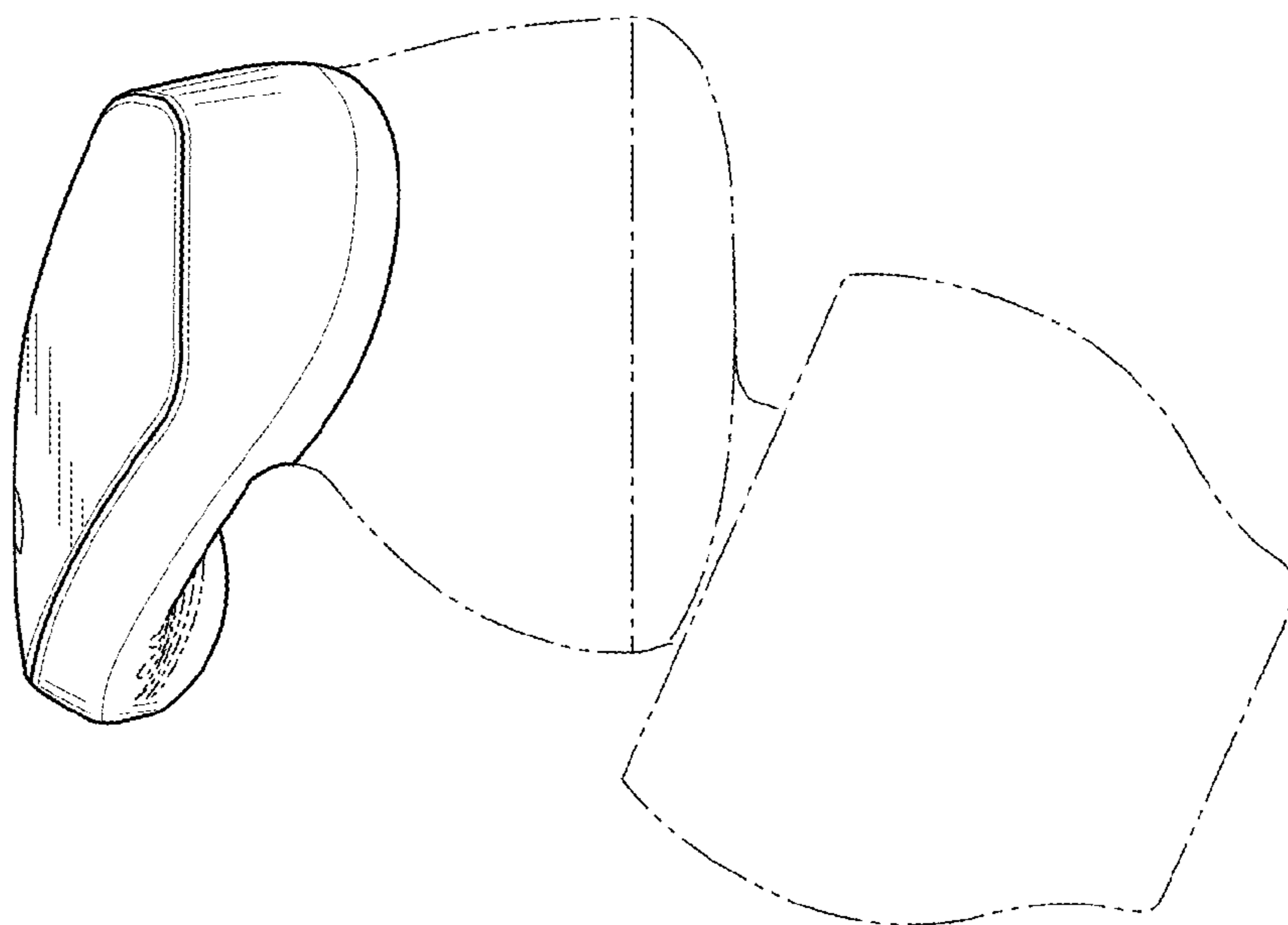
**FIG. 3**



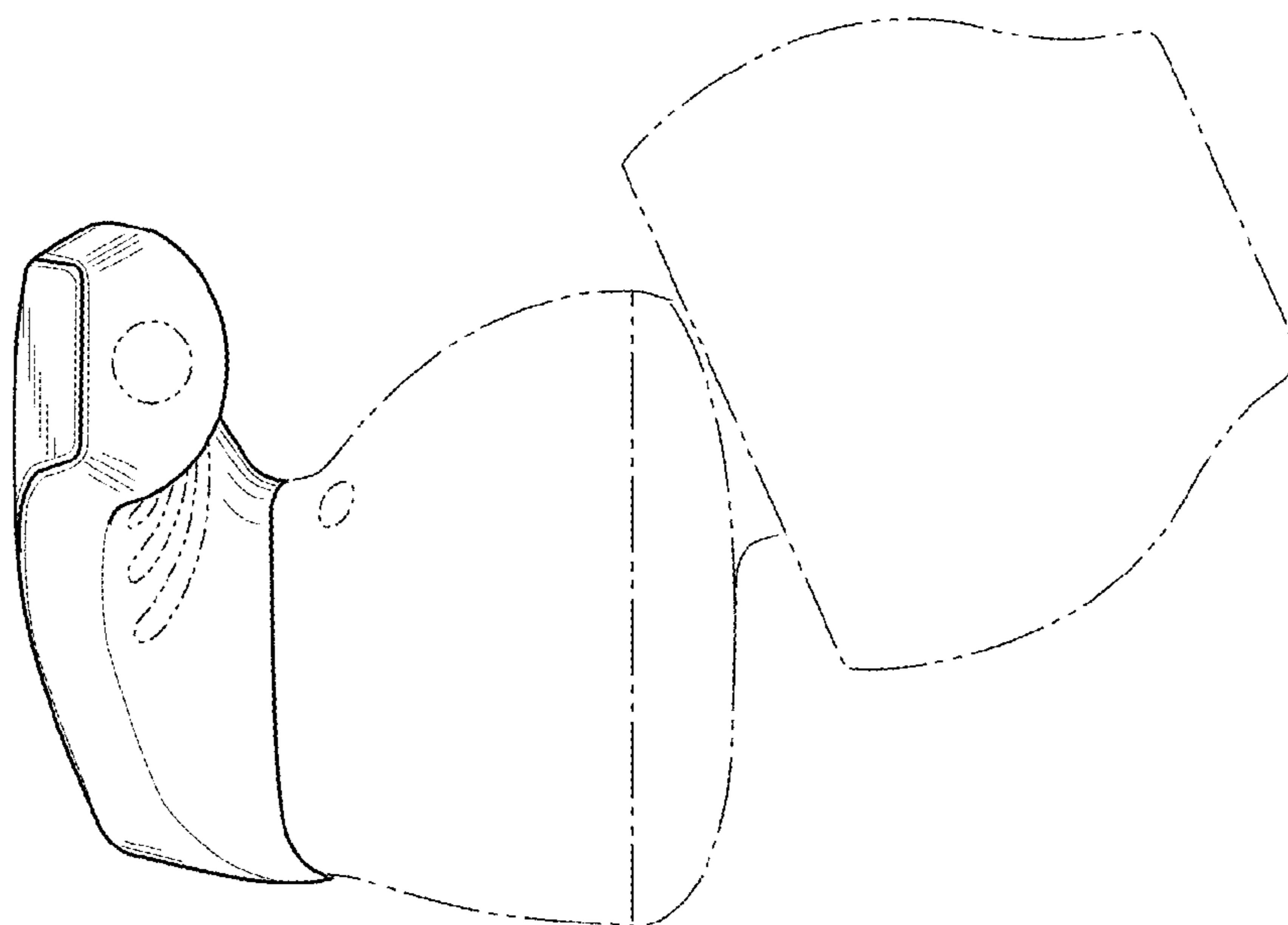
**FIG. 4**



**FIG. 5**



**FIG. 6**



**FIG. 7**