

US00D761756S

(12) **United States Design Patent**  
**Michielan**

(10) **Patent No.:** **US D761,756 S**  
(45) **Date of Patent:** **\*\* Jul. 19, 2016**

(54) **INTERCOM**

(56)

**References Cited**

(71) Applicant: **CAME S.p.A.**, Dosson di Casier (IT)

U.S. PATENT DOCUMENTS

(72) Inventor: **Gianni Michielan**, Mogliano Veneto (IT)

|              |         |          |       |         |
|--------------|---------|----------|-------|---------|
| D466,882 S * | 12/2002 | Matsui   | ..... | D14/159 |
| D480,702 S * | 10/2003 | Yoshida  | ..... | D14/142 |
| D491,551 S * | 6/2004  | Matsui   | ..... | D14/159 |
| D505,127 S * | 5/2005  | Yoshida  | ..... | D14/159 |
| D513,744 S * | 1/2006  | Senda    | ..... | D14/159 |
| D519,100 S * | 4/2006  | Shioya   | ..... | D14/159 |
| D595,260 S * | 6/2009  | Takahata | ..... | D14/159 |
| D618,659 S * | 6/2010  | Su       | ..... | D14/159 |
| D660,819 S * | 5/2012  | Chen     | ..... | D14/159 |
| D666,988 S * | 9/2012  | Meurer   | ..... | D14/159 |
| D679,676 S * | 4/2013  | Sharp    | ..... | D14/159 |
| D696,224 S * | 12/2013 | Murayama | ..... | D14/159 |
| D728,509 S * | 5/2015  | Hinkel   | ..... | D14/159 |

(73) Assignee: **CAME S.p.A.**, Dosson di Casier (IT)

(\*\*) Term: **15 Years**

(21) Appl. No.: **29/535,597**

(22) Filed: **Aug. 7, 2015**

\* cited by examiner

(30) **Foreign Application Priority Data**

Feb. 11, 2015 (EM) ..... 002631218

(51) **LOC (10) Cl.** ..... **14-03**

(52) **U.S. Cl.**  
USPC ..... **D14/159**

(58) **Field of Classification Search**  
USPC ..... D14/315-327, 384, 432, 439-446, 341,  
D14/345, 353-355, 125, 130, 132, 138,  
D14/159; D16/202, 208; D9/424-432;  
D6/491; D8/403; 235/145 A, 145 R;  
341/22, 23; 349/12; 361/680-686;  
D20/10, 41, 43  
CPC ..... G08B 13/1672; G08B 13/19645;  
G08B 25/006; H04M 11/04

See application file for complete search history.

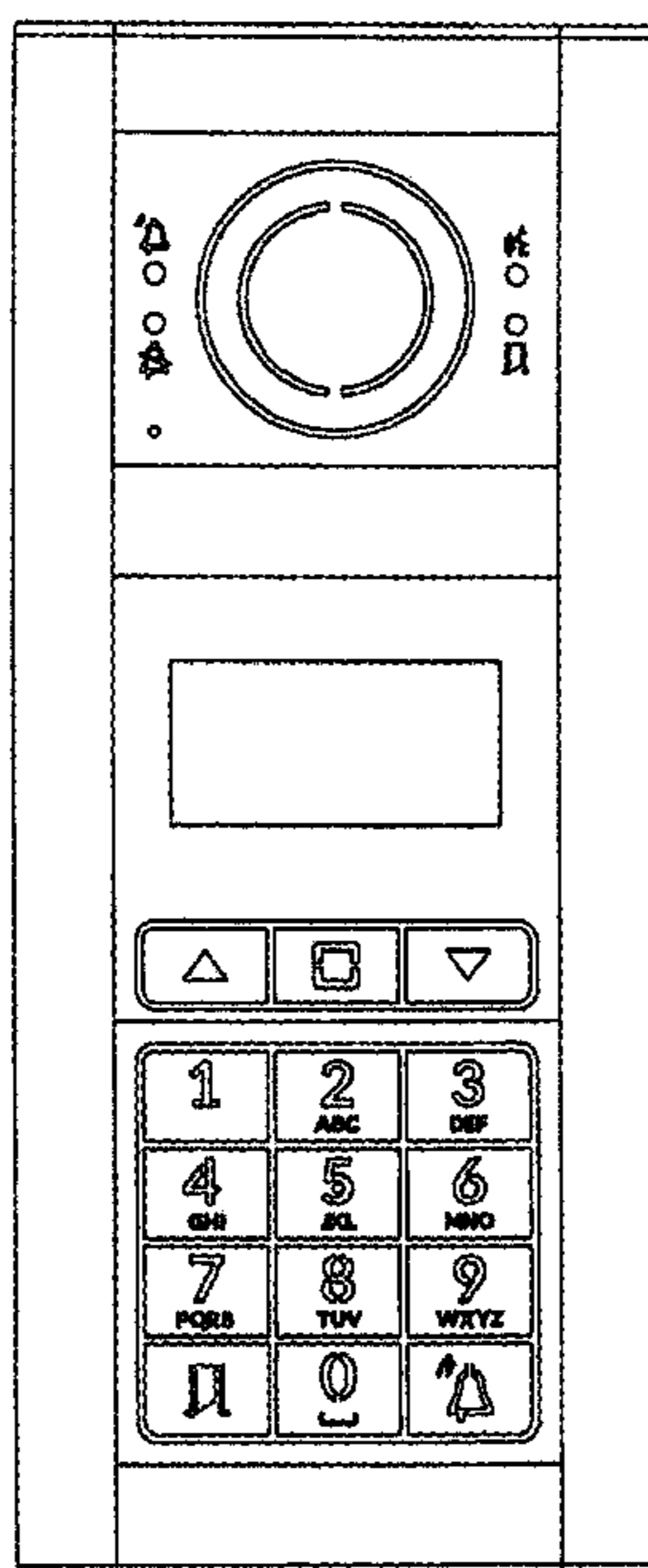
*Primary Examiner* — Austin Murphy  
(74) *Attorney, Agent, or Firm* — Harness, Dickey & Pierce, P.L.C.

(57) **CLAIM**  
The ornamental design for an intercom, as shown and described.

**DESCRIPTION**

FIG. 1 is a top right, perspective view of an intercom showing my new design;  
FIG. 2 is a front elevation view thereof;  
FIG. 3 is a right-side elevation view thereof;  
FIG. 4 is a left-side elevation view thereof;  
FIG. 5 is a top plan view thereof; and,  
FIG. 6 is a bottom plan view thereof.  
The rear of the intercom forms no part of the claimed design.

**1 Claim, 6 Drawing Sheets**



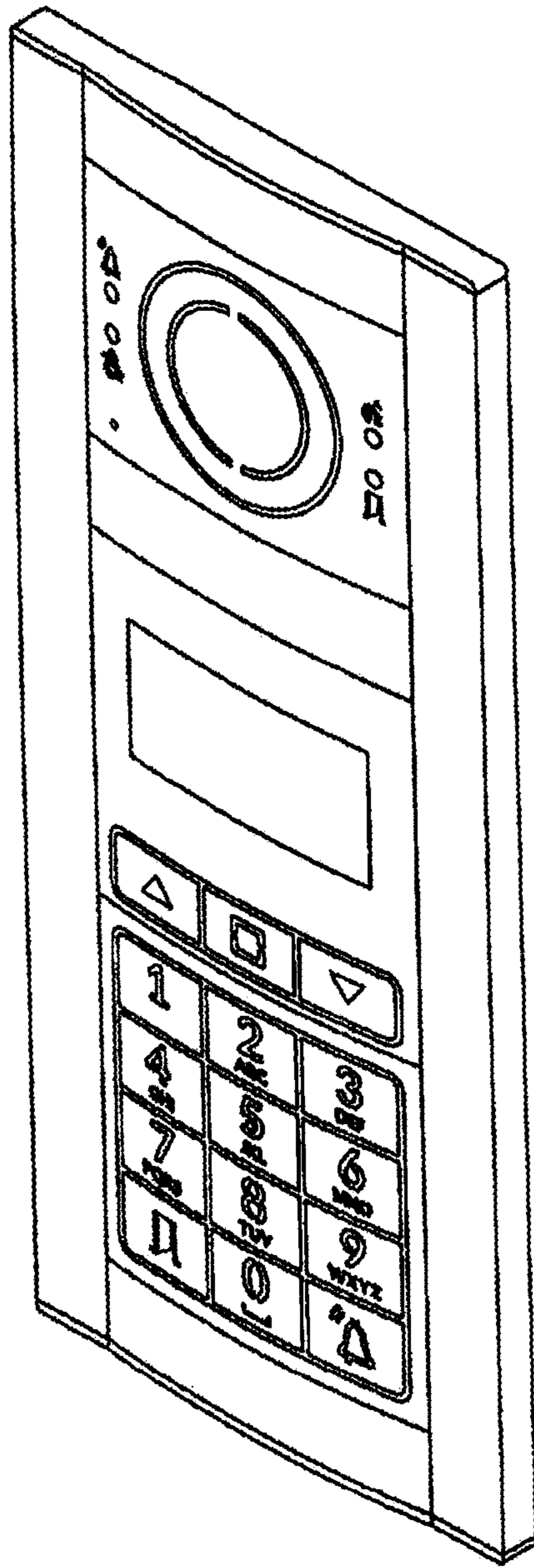


FIG. 1




FIG. 2



**FIG. 3**



**FIG. 4**



**FIG. 5**



**FIG. 6**