



US00D761753S

(12) **United States Design Patent**  
**Michielan**

(10) **Patent No.:** **US D761,753 S**

(45) **Date of Patent:** **\*\* Jul. 19, 2016**

(54) **INTERCOM**

(71) Applicant: **CAME S.p.A.**, Dosson Di Casier (IT)

(72) Inventor: **Gianni Michielan**, Mogliano Veneto (IT)

(73) Assignee: **CAME S.p.A.**, Dosson di Casier (IT)

(\*\*) Term: **15 Years**

(21) Appl. No.: **29/535,570**

(22) Filed: **Aug. 7, 2015**

(30) **Foreign Application Priority Data**

Feb. 11, 2015 (EM) ..... 002631218

(51) **LOC (10) Cl.** ..... **14-03**

(52) **U.S. Cl.**  
USPC ..... **D14/159**

(58) **Field of Classification Search**  
USPC ..... D14/315-327, 384, 432, 439-446, 341,  
D14/345, 353-355, 125, 130, 132, 138,  
D14/159; D16/202, 208; D9/424-432;  
D6/491; D8/403; 235/145 A, 145 R;  
341/22, 23; 349/12; 361/680-686;  
D20/10, 41, 43  
CPC ..... G08B 13/1672; G08B 13/19645;  
G08B 25/006; H04M 11/04  
See application file for complete search history.

(56) **References Cited**

**U.S. PATENT DOCUMENTS**

D466,882 S \* 12/2002 Matsui ..... D14/159  
D480,702 S \* 10/2003 Yoshida ..... D14/142

D491,551 S \* 6/2004 Matsui ..... D14/159  
D505,127 S \* 5/2005 Yoshida ..... D14/159  
D513,744 S \* 1/2006 Senda ..... D14/159  
D519,100 S \* 4/2006 Shioya ..... D14/159  
D595,260 S \* 6/2009 Takahata ..... D14/159  
D618,659 S \* 6/2010 Su ..... D14/159  
D660,819 S \* 5/2012 Chen ..... D14/159  
D666,988 S \* 9/2012 Meurer ..... D14/159  
D679,676 S \* 4/2013 Sharp ..... D14/159  
D696,224 S \* 12/2013 Murayama ..... D14/159  
D728,509 S \* 5/2015 Hinkel ..... D14/159

\* cited by examiner

*Primary Examiner* — Austin Murphy

(74) *Attorney, Agent, or Firm* — Harness, Dickey & Pierce, P.L.C.


(57) **CLAIM**

The ornamental design for an intercom, as shown and described.

**DESCRIPTION**

FIG. 1 is a top right, perspective view of an intercom showing my new design;  
FIG. 2 is a front elevation view thereof;  
FIG. 3 is a right-side elevation view thereof;  
FIG. 4 is a left-side elevation view thereof;  
FIG. 5 is a top plan view thereof; and,  
FIG. 6 is a bottom plan view thereof.  
The rear of the Intercom forms no part of the claimed design.

**1 Claim, 6 Drawing Sheets**






FIG. 1


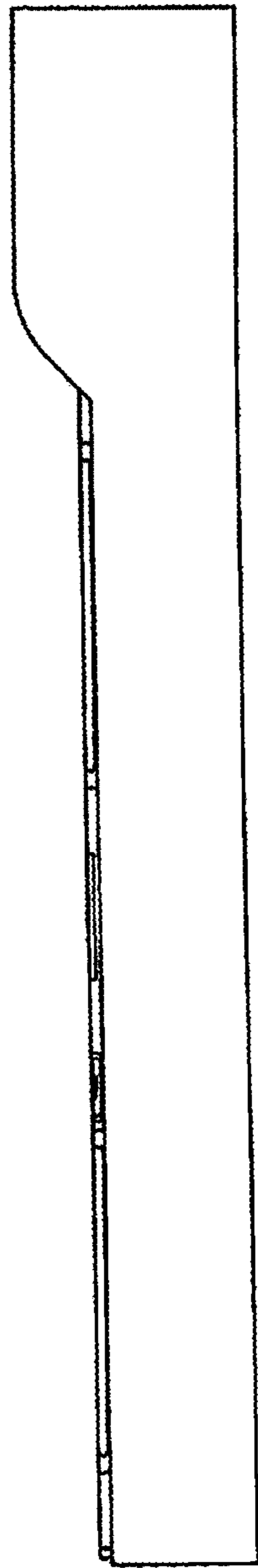
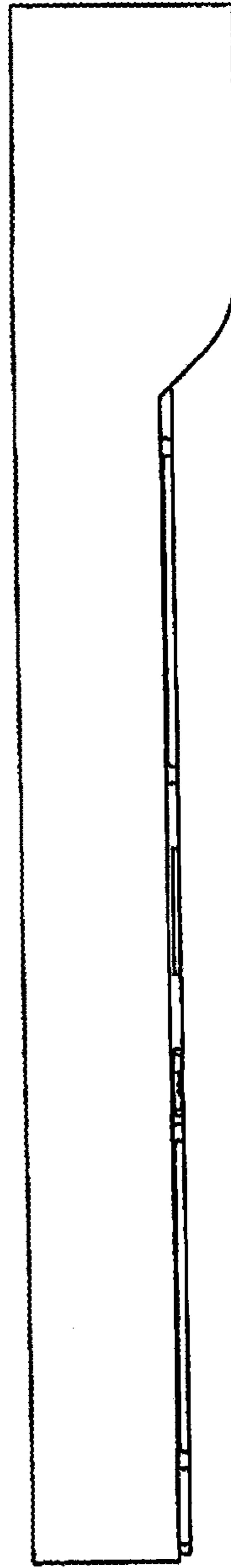



FIG. 2



**FIG. 3**



**FIG. 4**



**FIG. 5**

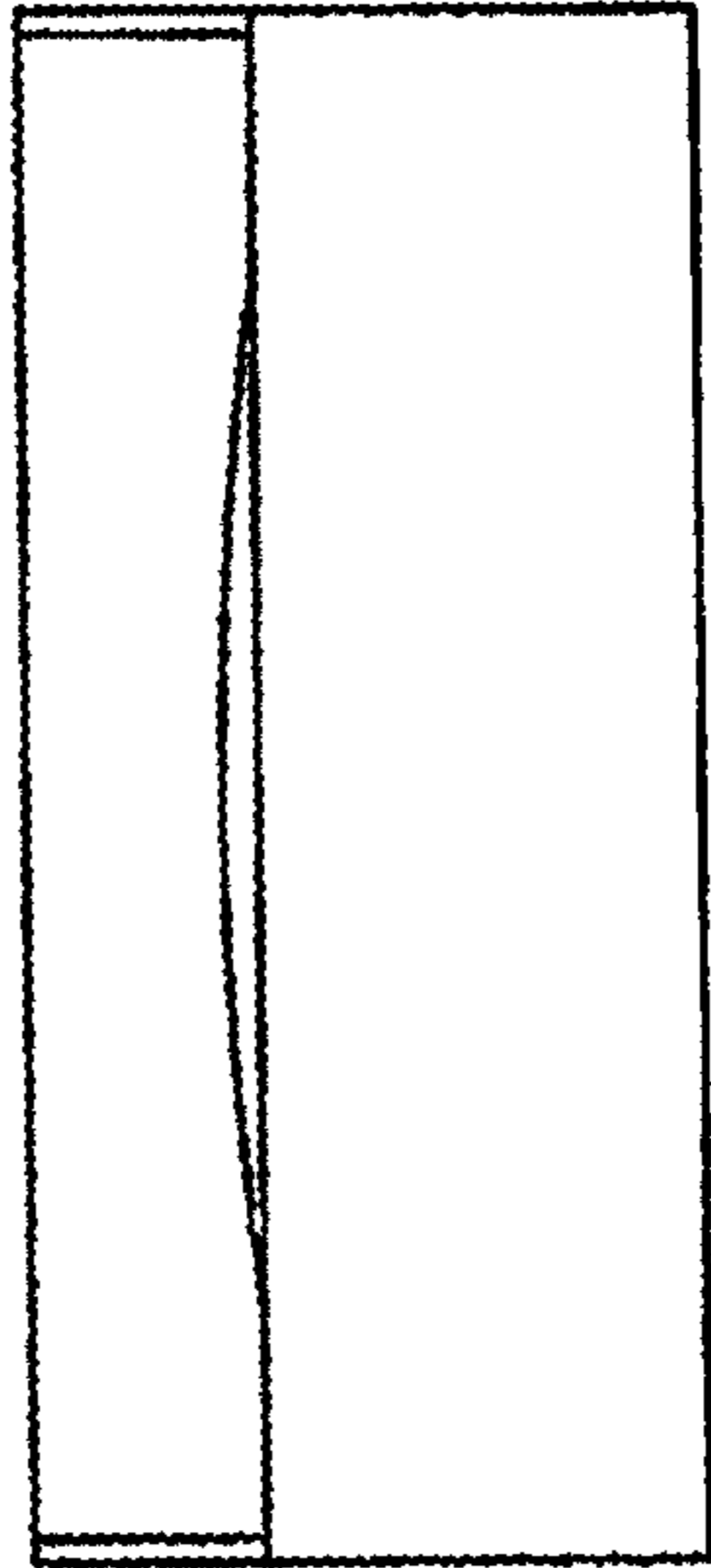


FIG. 6