

US00D761752S

(12) **United States Design Patent**
Takahata

(10) **Patent No.:** **US D761,752 S**
(45) **Date of Patent:** **** Jul. 19, 2016**

- (54) **INTERPHONE**
- (71) Applicant: **AIPHONE CO., LTD.**, Nagoya-Shi (JP)
- (72) Inventor: **Kotaro Takahata**, Nagoya (JP)
- (73) Assignee: **Aiphone Co., Ltd.**, Nagoya-Shi (JP)
- (**) Term: **14 Years**
- (21) Appl. No.: **29/519,599**
- (22) Filed: **Mar. 6, 2015**

- D344,938 S 3/1994 Kashiwabara et al.
- 5,416,495 A * 5/1995 Davis G09F 9/35
345/87
- D365,555 S 12/1995 Fukutani et al.
- D394,435 S * 5/1998 Parsadayan D14/159
- D396,812 S * 8/1998 Kuipers D10/46
- D432,124 S 10/2000 Pardikes et al.
- D494,583 S * 8/2004 Guerrero D14/336
- D498,474 S * 11/2004 Leisinger D14/336
- D500,479 S * 1/2005 Senda D14/129
- D514,558 S 2/2006 Nagel et al.
- D519,100 S * 4/2006 Shioya D14/159
- D534,885 S * 1/2007 Holger D14/130
- D561,734 S 2/2008 Yamada et al.

(Continued)

Related U.S. Application Data

- (62) Division of application No. 29/432,259, filed on Sep. 14, 2012, now Pat. No. Des. 729,760.

Foreign Application Priority Data

- Aug. 27, 2012 (JP) 2012-020467
- Aug. 27, 2012 (JP) 2012-020468

- (51) **LOC (10) Cl.** **14-03**

- (52) **U.S. Cl.**
USPC **D14/159**

- (58) **Field of Classification Search**
USPC D14/130, 140, 140.3, 142, 147-151,
D14/329, 330, 434, 447, 241, 251, 253,
D14/159; D13/107, 108;
379/428.01-428.04, 440, 446;
320/110, 113-115
CPC G06F 3/0488; G05D 23/1902; G09G 5/10;
H04M 1/0295; H04M 1/2472
See application file for complete search history.

(56) **References Cited**

U.S. PATENT DOCUMENTS

- 5,027,111 A * 6/1991 Davis G09G 3/36
345/101
- D323,657 S * 2/1992 Danielson 379/368
- D332,258 S 1/1993 Urushihara et al.
- D344,684 S 3/1994 Metz et al.

Primary Examiner — Sandra Snapp

Assistant Examiner — Holly E Thurman

(74) *Attorney, Agent, or Firm* — Burr & Brown, PLLC


(57) **CLAIM**

The ornamental design for an interphone, as shown and described.

DESCRIPTION

FIG. 1 is a front elevational view of an interphone illustrating my new design;
 FIG. 2 is a rear elevational view thereof;
 FIG. 3 is a left side elevational view thereof;
 FIG. 4 is a right side elevational view thereof;
 FIG. 5 is a top plan view thereof;
 FIG. 6 is a bottom plan view thereof;
 FIG. 7 is a front perspective view thereof;
 FIG. 8 is a front elevational view of an interphone illustrating my new design;
 FIG. 9 is a rear elevational view thereof;
 FIG. 10 is a left side elevational view thereof;
 FIG. 11 is a right side elevational view thereof;
 FIG. 12 is a top plan view thereof;
 FIG. 13 is a bottom plan view thereof; and
 FIG. 14 is a front perspective view thereof.
 The broken lines in the drawings depict unclaimed subject matter only and form no part of the claimed design.

1 Claim, 14 Drawing Sheets



(56)

References Cited

U.S. PATENT DOCUMENTS

D571,235 S *	6/2008	Stevens	D10/65	D686,183 S *	7/2013	Basart	D14/151
D582,802 S *	12/2008	Branson	D10/50	D691,972 S	10/2013	Lin		
D582,886 S *	12/2008	Woo	D14/151	D694,195 S *	11/2013	Gammon	D13/162
D592,083 S *	5/2009	Stevens	D10/65	D695,735 S *	12/2013	Kitchen	D14/341
D597,062 S	7/2009	Lando et al.			D696,636 S *	12/2013	Sakai	D13/168
D605,615 S *	12/2009	Fuxen	D14/130	D705,093 S *	5/2014	Edgar	D10/50
D611,364 S *	3/2010	Lenz	D10/65	D725,623 S *	3/2015	Hartmann	D14/140
D630,169 S *	1/2011	Nakai	D13/168	D748,629 S *	2/2016	Brown	D14/383
D639,266 S	6/2011	DeLorenzo et al.			2002/0018051 A1 *	2/2002	Singh	G06F 3/0488 345/173
D639,267 S	6/2011	DeLorenzo et al.			2010/0322410 A1 *	12/2010	Lin	H04M 1/0295 379/428.03
D640,150 S *	6/2011	Hansen	D10/65	2012/0286051 A1 *	11/2012	Lyle	G05D 23/1902 236/47
D648,233 S *	11/2011	Lenz	D10/65	2012/0321057 A1 *	12/2012	Goodman	H04M 1/2472 379/90.01
D662,095 S	6/2012	Mack et al.			2013/0250033 A1 *	9/2013	Wang	G09G 5/10 348/14.02
D664,520 S	7/2012	Shadovitz et al.							
D671,940 S	12/2012	Kim							

* cited by examiner

Fig.1



Fig.2

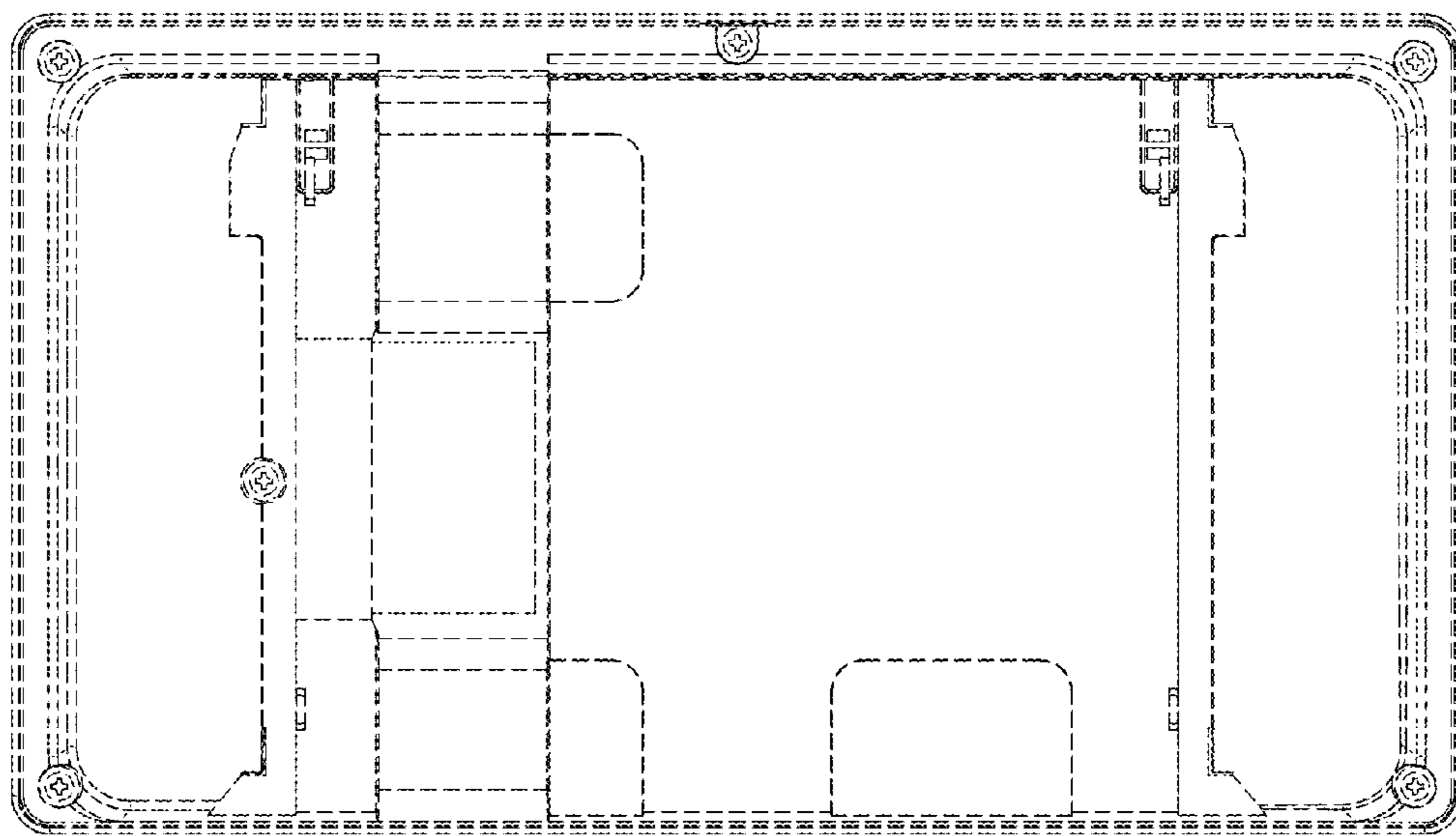


Fig.3




Fig.4




Fig.5




Fig.6




Fig.7

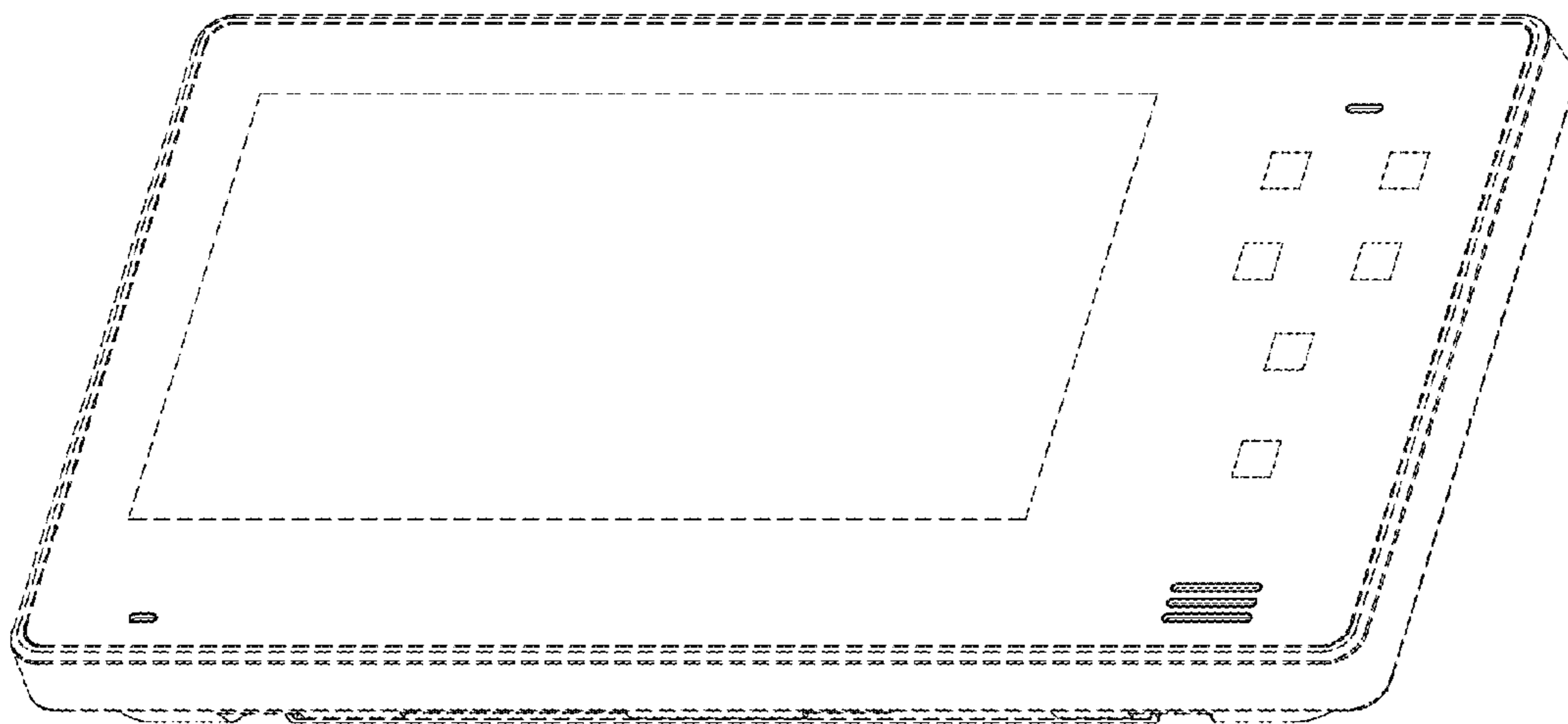


Fig.8



Fig.9

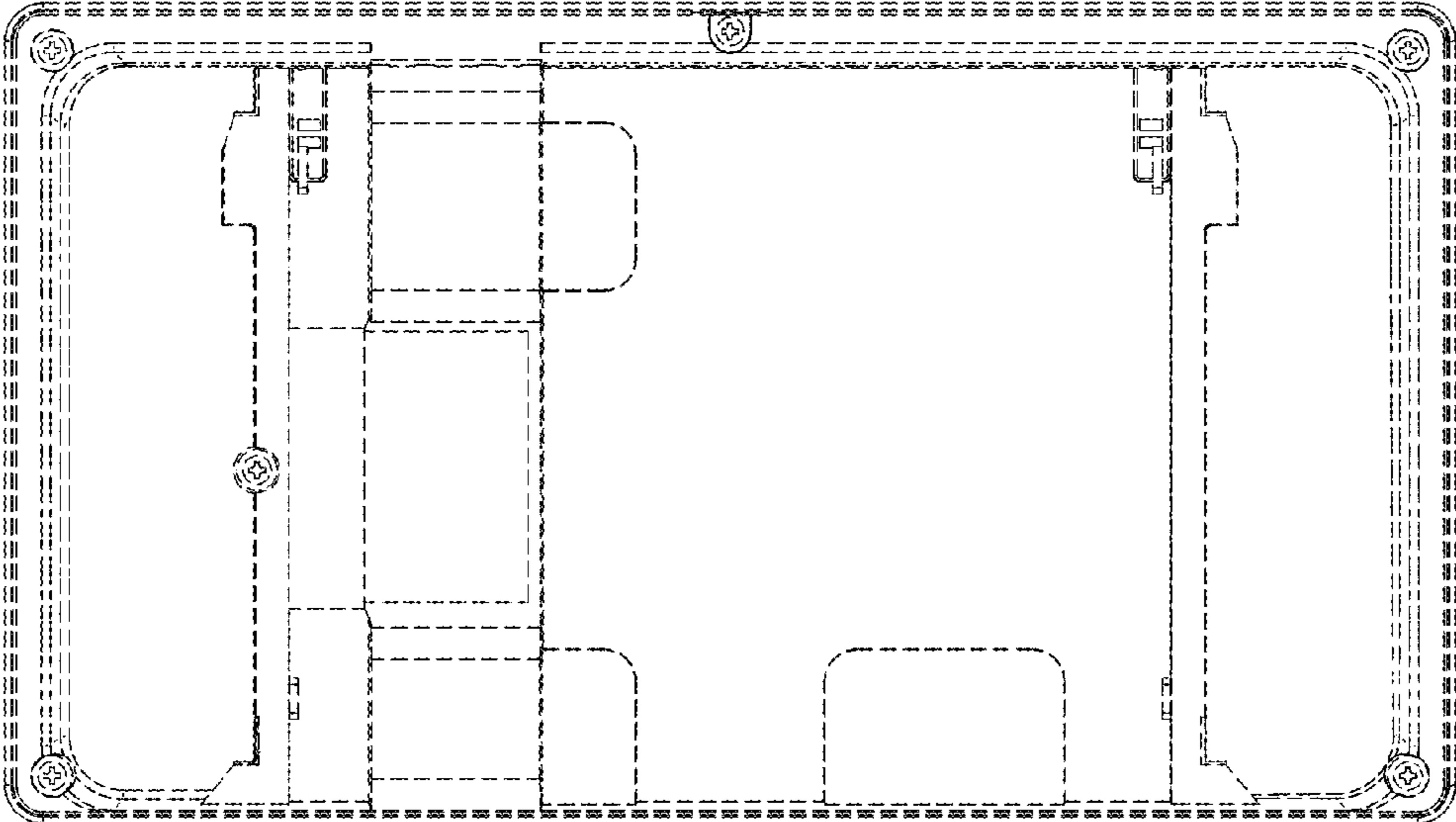


Fig.10




Fig.11




Fig.12




Fig.13




Fig.14

