



US00D761725S

(12) **United States Design Patent**  
**Dixon et al.**

(10) **Patent No.:** **US D761,725 S**  
(45) **Date of Patent:** **\*\* Jul. 19, 2016**

- (54) **TIRE**
- (71) Applicant: **The Goodyear Tire & Rubber Company**, Akron, OH (US)
- (72) Inventors: **Max Harold Dixon**, Cuyahoga Falls, OH (US); **Brandon Jeffrey Gramoll**, Grafton, WI (US); **Karl Yingfeng Cai**, Richfield, OH (US); **Susan Lewis Madar**, Macedonia, OH (US)
- (73) Assignee: **The Goodyear Tire & Rubber Company**, Akron, OH (US)
- (\*\*) Term: **14 Years**
- (21) Appl. No.: **29/487,714**
- (22) Filed: **Apr. 11, 2014**
- (51) **LOC (10) Cl.** ..... **12-15**
- (52) **U.S. Cl.**  
USPC ..... **D12/600**
- (58) **Field of Classification Search**  
USPC ..... D12/584, 586, 587, 588, 589, 590, 594, D12/599, 600, 601, 602, 603, 604, 605, 900, D12/901  
CPC ..... B60C 11/0304; B60C 11/1236; B60C 11/1392; B60C 2011/0341; B60C 2011/0374; B60C 11/0302; B60C 11/11; B60C 2011/0346; B60C 2011/0365; B60C 2011/0369; B60C 2011/0381; Y10S 152/03; Y10S 152/902  
See application file for complete search history.

(56) **References Cited**

**U.S. PATENT DOCUMENTS**

D204,535 S	*	4/1966	Anslow	.....	D12/574
D388,040 S		12/1997	de Barsy	.....	D12/147
D391,203 S		2/1998	Gillard et al.	.....	D12/146
D398,566 S		9/1998	Marquet et al.	.....	D12/143
D410,420 S	*	6/1999	de Barsy	.....	D12/600
D411,492 S		6/1999	Young	.....	D12/149
D414,449 S		9/1999	Schuster	.....	D12/146
D449,022 S		10/2001	Cazin-Bourguignon	.....	
			et al.	.....	D12/147
D458,580 S	*	6/2002	Young	.....	D12/512

D458,584 S		6/2002	Young et al.	.....	D12/600
D470,454 S		2/2003	Helt	.....	D12/582
D492,646 S	*	7/2004	Robert	.....	D12/600
D504,865 S		5/2005	Maziarka et al.	.....	D12/521
D528,500 S		9/2006	Le et al.	.....	D12/600
D554,055 S		10/2007	Beauguitte et al.	.....	D12/600
D569,334 S		5/2008	Maziarka et al.	.....	D12/600
D583,752 S		12/2008	Georges et al.	.....	D12/553
D583,755 S		12/2008	Takahashi	.....	D12/596
D586,730 S		2/2009	Scheuren et al.	.....	D12/553

(Continued)

*Primary Examiner* — Manpreet Matharu

*Assistant Examiner* — Mojtaba Tehrani

(74) *Attorney, Agent, or Firm* — Robert N. Lipsik

(57) **CLAIM**

The ornamental design for a tire, as shown and described.

**DESCRIPTION**

FIG. 1 is a perspective view of a tire showing our new design, it being understood that the pattern repeats uniformly throughout the circumference of the tread;

FIG. 2 is a front elevation view thereof;

FIG. 3 is a right side elevation view thereof; the opposite side elevation view being identical thereto;

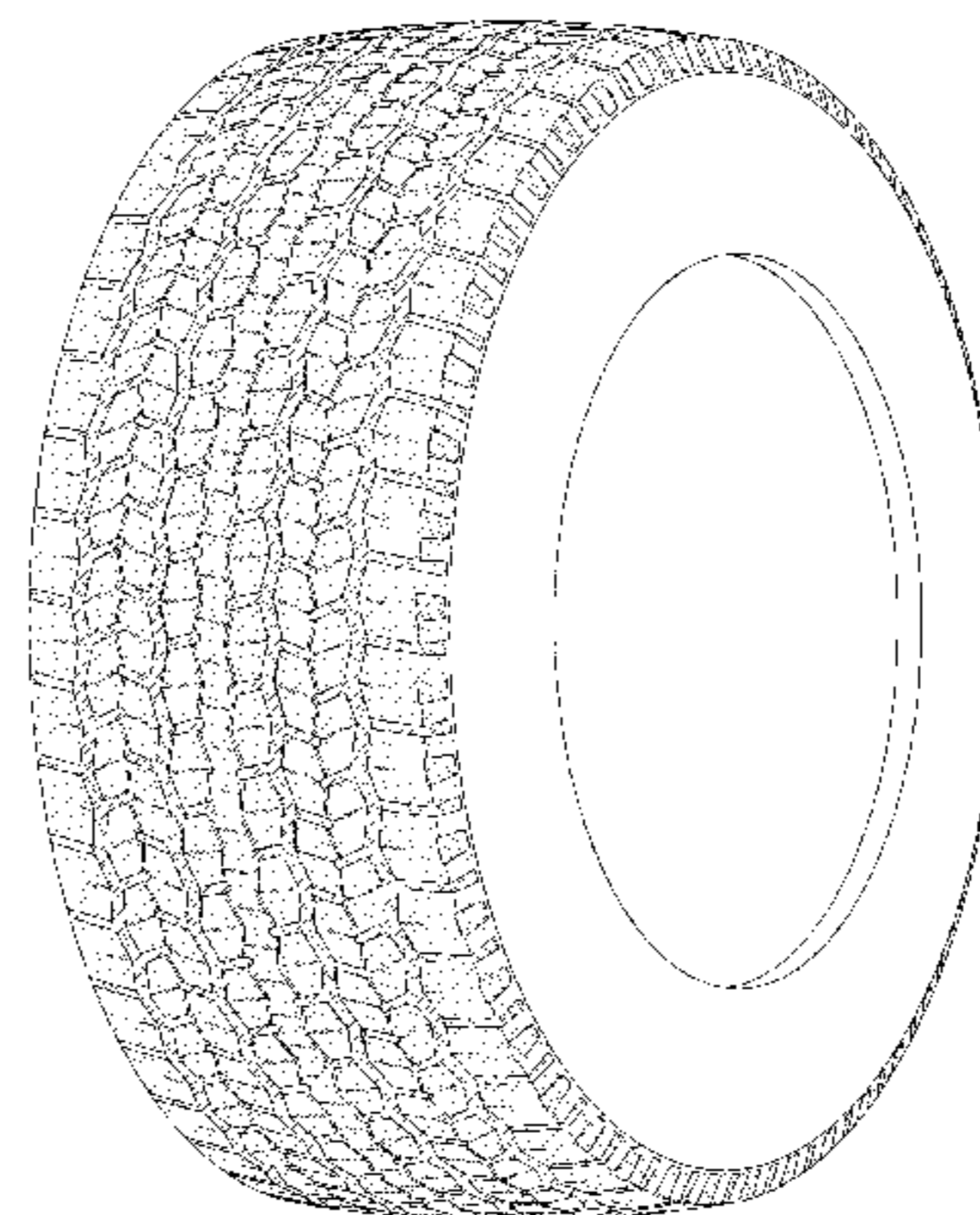
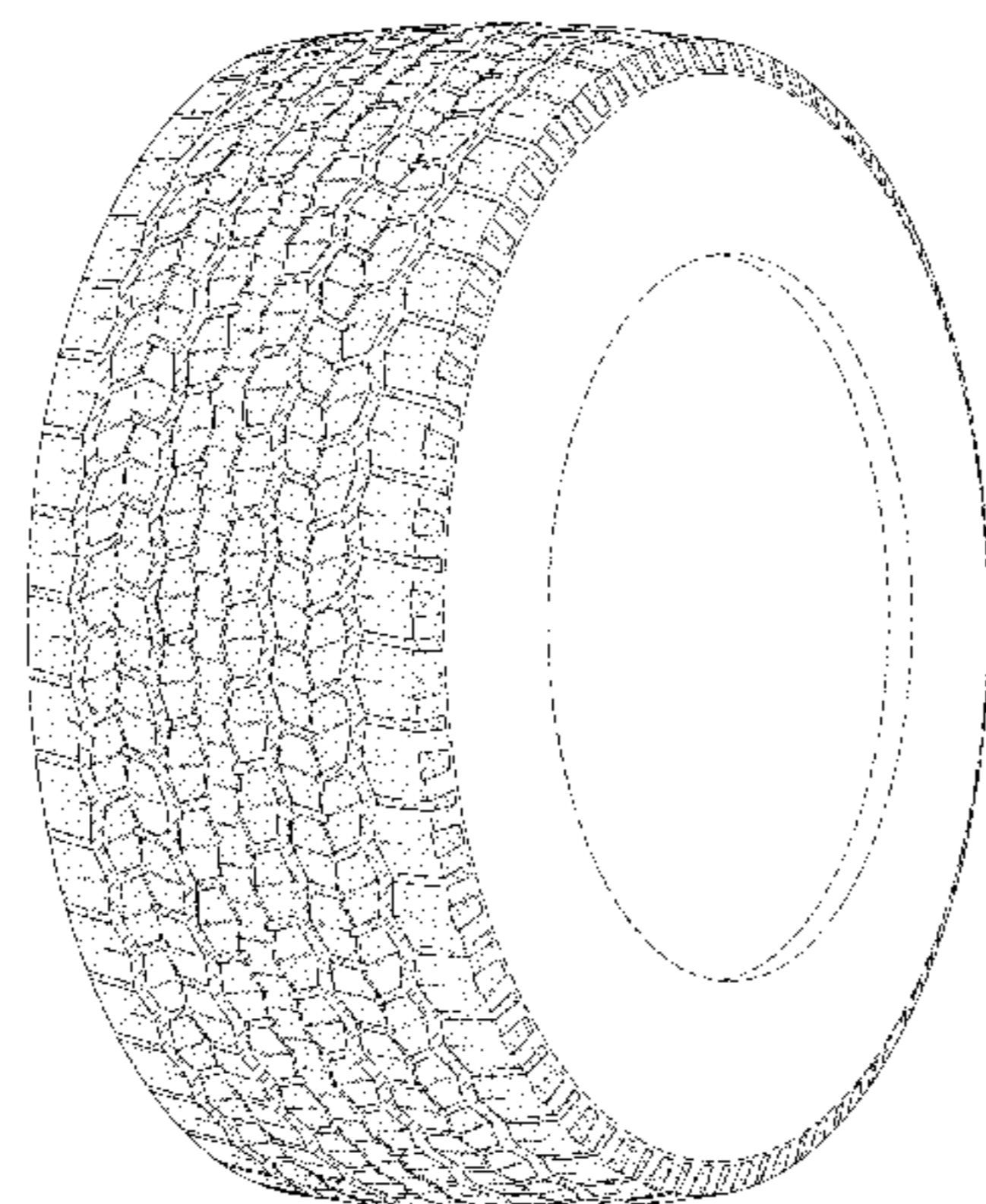
FIG. 4 is an enlarged fragmentary front elevation view thereof;

FIG. 5 is a perspective view of a second embodiment of a tire showing our new design, it being understood that the pattern repeats uniformly throughout the circumference of the tread and that the opposite side view is identical thereto; and,

FIG. 6 is a front elevation view of a second embodiment, it being understood that an enlarged fragmentary view thereof would be substantially identical to that shown in FIG. 4, with the exception of the inclusion of the sidewall in solid lines.

In the drawings, the broken lines showing of the sidewall, inner bead, zigzag circumferential treads over the surface of the circumferential grooves, the tread corner chamfers and the peripheral boundary between the tire tread and the sidewall depict environmental subject matter and form no part of the claimed design.

**1 Claim, 6 Drawing Sheets**



(56)

**References Cited**

U.S. PATENT DOCUMENTS

D592,589 S 5/2009 Dixon et al. .... D12/600  
 D592,590 S 5/2009 Janesh et al. .... D12/600  
 D597,478 S 8/2009 Scheuren et al. .... D12/584  
 D598,369 S 8/2009 Beha ..... D12/602  
 D598,370 S 8/2009 Beha ..... D12/602  
 D599,281 S 9/2009 Scheuren ..... D12/553  
 D599,732 S 9/2009 Simon et al. .... D12/580  
 D601,085 S 9/2009 Janesh et al. .... D12/600  
 D601,086 S 9/2009 Maus et al. .... D12/602  
 D601,488 S 10/2009 Maus et al. .... D12/600  
 D606,931 S \* 12/2009 Radulescu ..... D12/600  
 D613,676 S 4/2010 Nicolas et al. .... D12/567  
 D616,810 S 6/2010 Scheuren et al. .... D12/601  
 D626,501 S 11/2010 Cazin-Bourguignon  
 et al. .... D12/600  
 D627,707 S 11/2010 Le et al. .... D12/566  
 D627,710 S 11/2010 Rodicq et al. .... D12/583  
 D627,713 S 11/2010 Le et al. .... D12/600

D628,955 S 12/2010 Toumni et al. .... D12/588  
 D631,002 S 1/2011 Cazin-Bourguignon  
 et al. .... D12/602  
 D637,142 S 5/2011 Nicolas et al. .... D12/579  
 D637,152 S 5/2011 Maus et al. .... D12/602  
 D641,314 S 7/2011 Strader et al. .... D12/602  
 D642,511 S 8/2011 Strader et al. .... D12/587  
 D647,036 S \* 10/2011 Yamaguchi ..... D12/588  
 D647,040 S 10/2011 Mathonet et al. .... D12/588  
 D648,264 S 11/2011 Le et al. .... D12/588  
 D653,199 S 1/2012 Scheuren et al. .... D12/588  
 D654,015 S 2/2012 Rodicq et al. .... D12/602  
 D660,223 S 5/2012 Dixon et al. .... D12/600  
 D662,457 S 6/2012 Krier et al. .... D12/588  
 D667,364 S 9/2012 Krier et al. .... D12/586  
 D667,365 S 9/2012 Dixon et al. .... D12/594  
 D674,741 S 1/2013 Mathonet et al. .... D12/588  
 D674,742 S 1/2013 Krier et al. .... D12/598  
 D710,294 S \* 8/2014 Dixon ..... D12/588  
 2015/0191052 A1 \* 7/2015 Okabe ..... B60C 11/13  
 152/209.18

\* cited by examiner

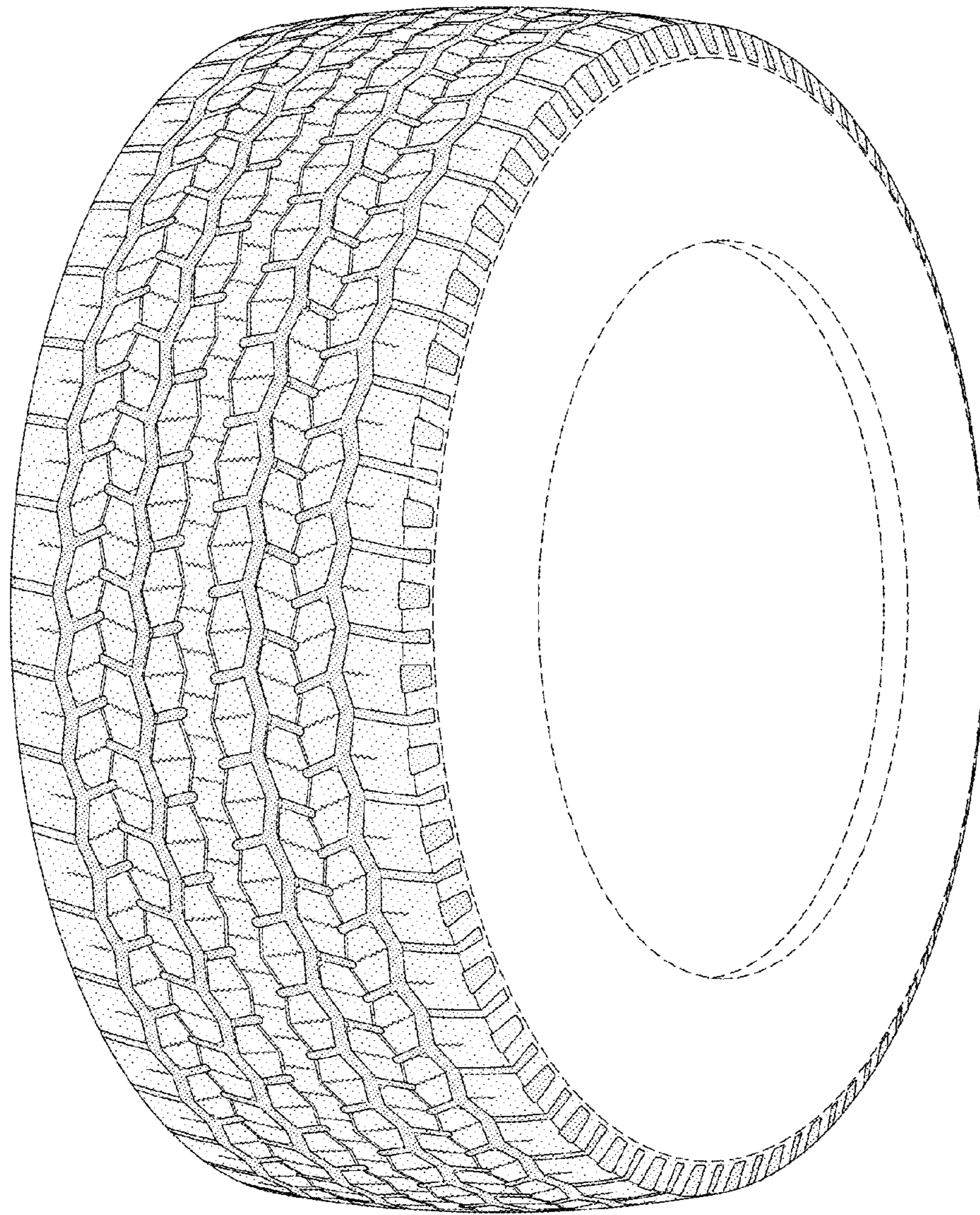


FIG-1

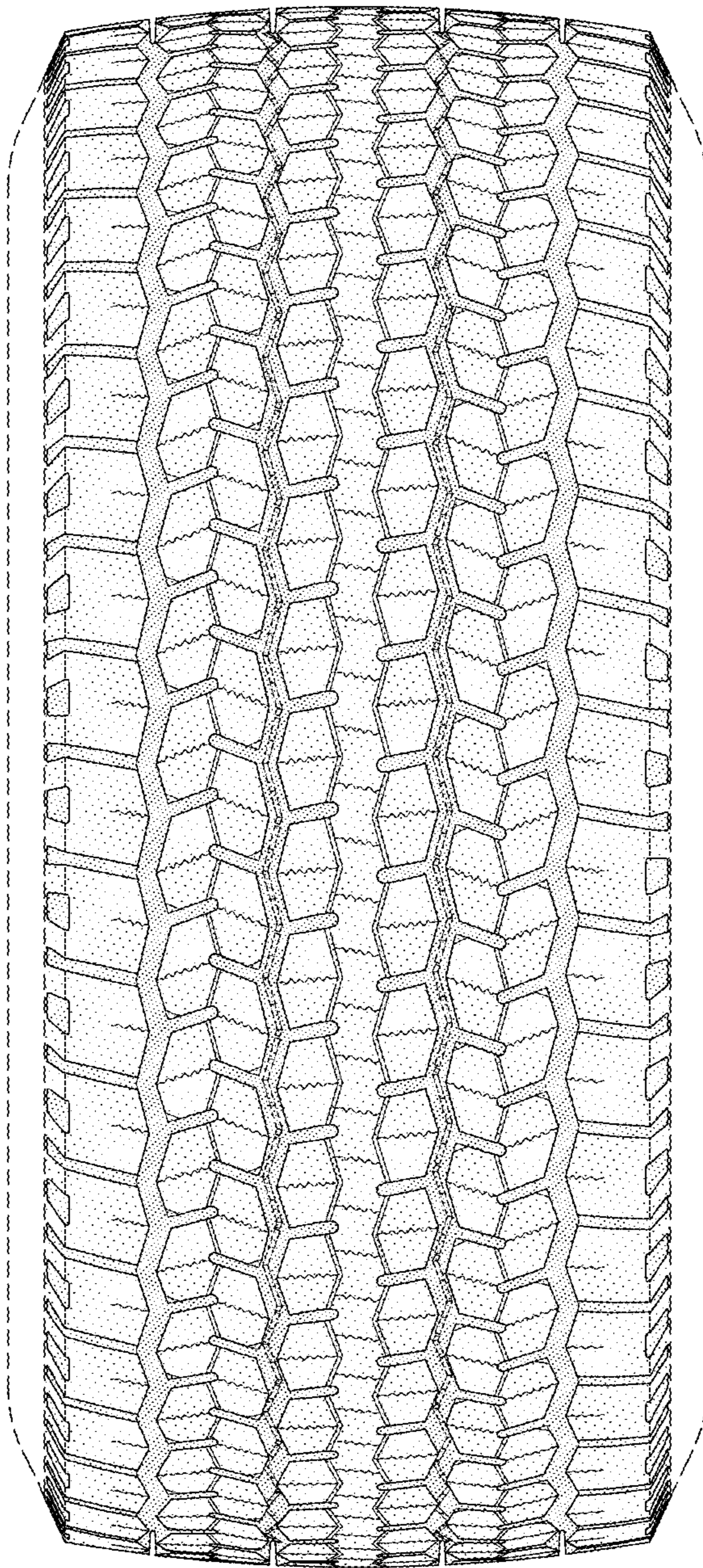


FIG-2

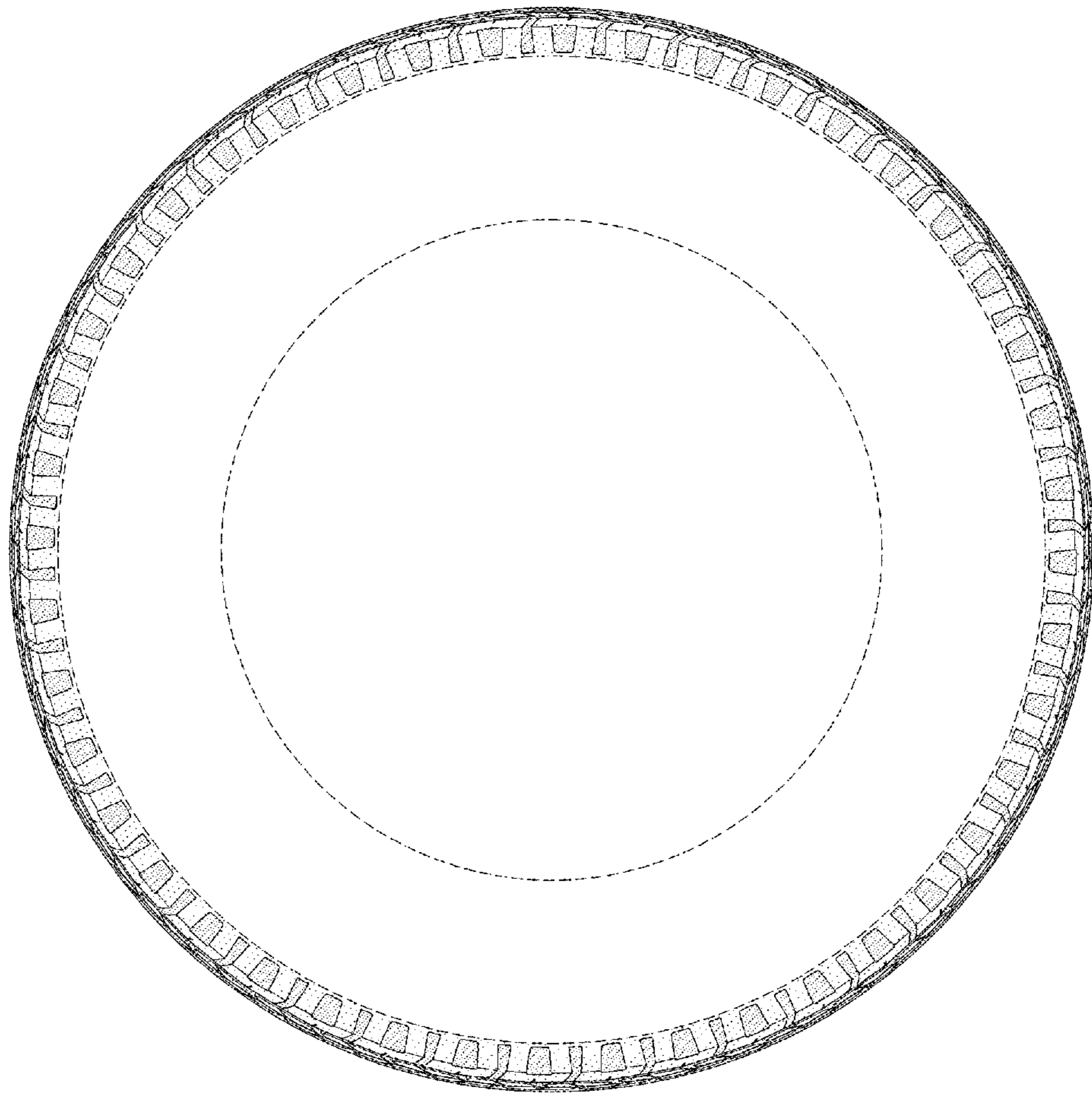


FIG-3




FIG-4

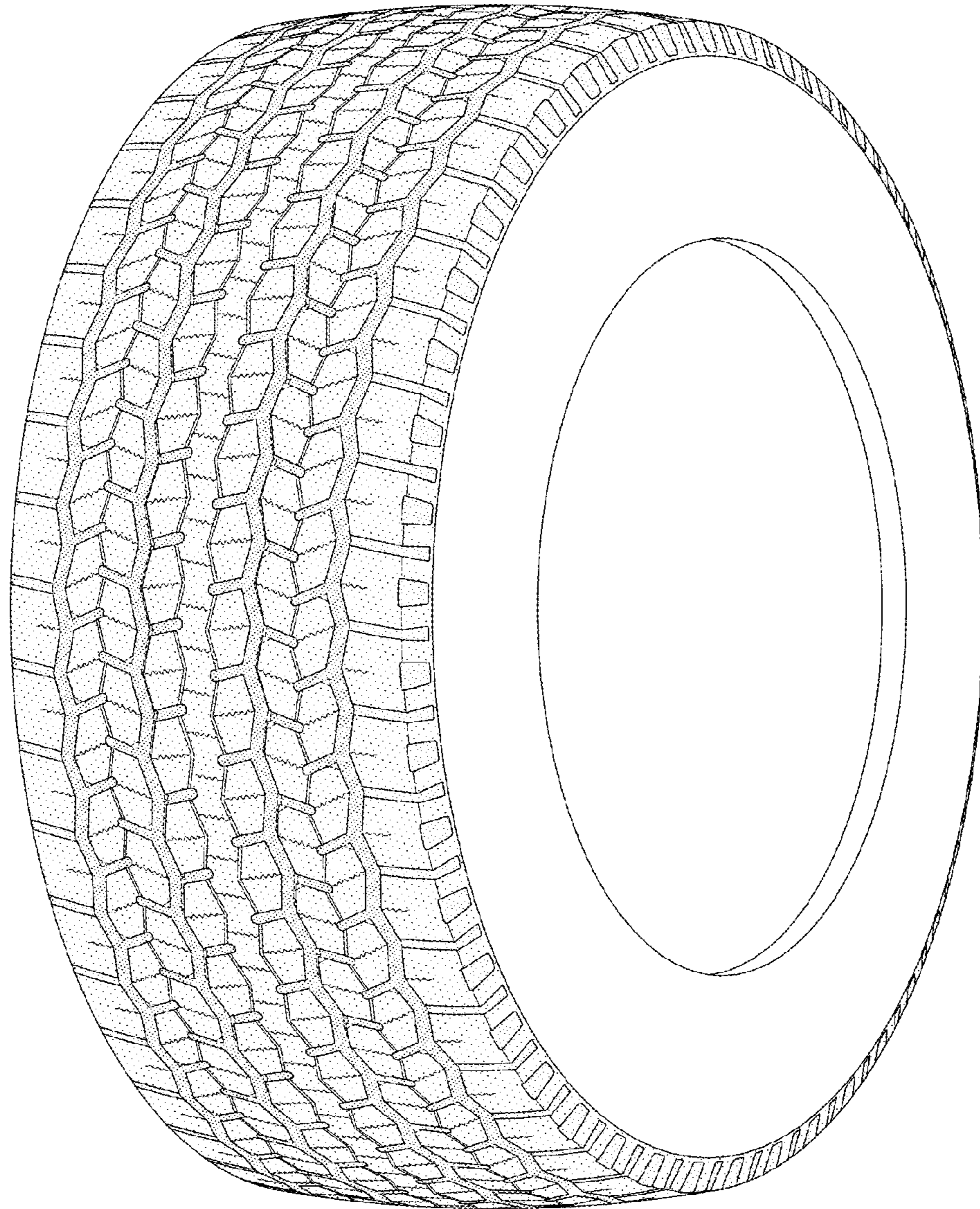


FIG-5

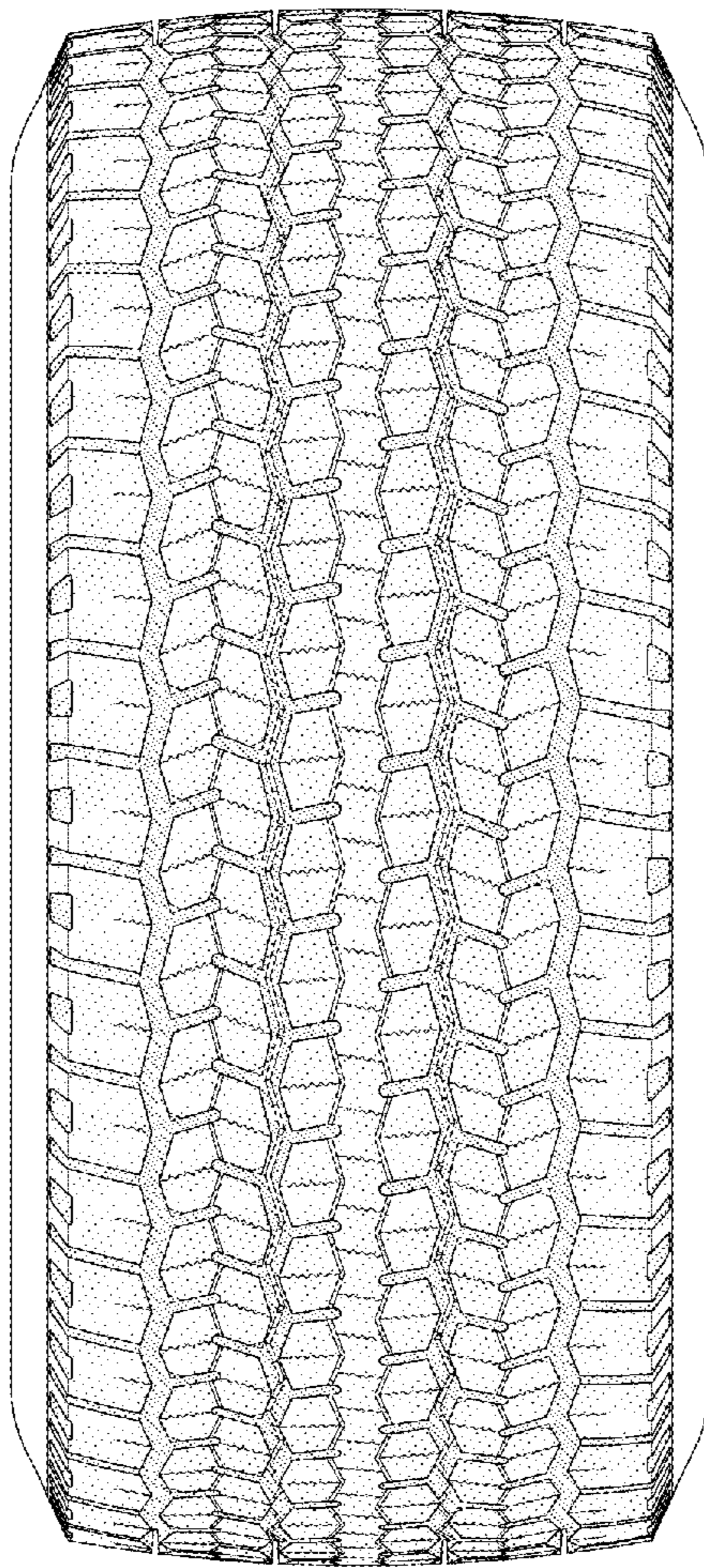


FIG-6