



US00D761701S

(12) **United States Design Patent**
Jobe

(10) **Patent No.:** **US D761,701 S**
(45) **Date of Patent:** **** Jul. 19, 2016**

- (54) **MOTORCYCLE RACK**
- (71) Applicant: **Tracy Hutch Jobe**, Bixby, OK (US)
- (72) Inventor: **Tracy Hutch Jobe**, Bixby, OK (US)
- (**) Term: **14 Years**
- (21) Appl. No.: **29/489,714**
- (22) Filed: **May 2, 2014**
- (51) **LOC (10) Cl.** **12-11**
- (52) **U.S. Cl.**
USPC **D12/115**
- (58) **Field of Classification Search**
USPC D12/115, 120; 211/5, 17-22; 280/293;
224/42.11, 42.12, 42.13, 42.26, 309,
224/324, 325, 533, 545, 924; 248/176.1,
248/309.1; D6/334-336, 367, 369, 370,
D6/371-373, 374, 375, 376, 379, 380, 491,
D6/495, 499, 500; D25/119; 297/287,
297/445.1, 448.1, 448.2, 463.1
CPC B62H 3/00; B62H 3/10; B62D 43/02;
B60R 9/06; F16M 13/00
See application file for complete search history.

- 6,179,181 B1 1/2001 Johnson et al.
- D447,723 S * 9/2001 Spangler D12/115
- 6,331,094 B1 12/2001 Burrows
- D470,692 S * 2/2003 Strong D6/708.16
- D470,693 S * 2/2003 Strong D6/708.16
- D470,694 S * 2/2003 Strong D6/709
- D471,040 S * 3/2003 Strong D6/708.16

(Continued)

FOREIGN PATENT DOCUMENTS

CN 201989692 9/2011

Primary Examiner — Philip S Hyder

Assistant Examiner — Darlington Ly

(74) *Attorney, Agent, or Firm* — Head, Johnson & Kachigian, P. C.

(57) **CLAIM**

The ornamental design for a motorcycle rack, as shown and described.

DESCRIPTION

FIG. 1 is a perspective view of a motorcycle rack showing my new design while in use;
FIG. 2 is a top, front and left side perspective view thereof;
FIG. 3 is a left side elevation view thereof;
FIG. 4 is top plan view thereof;
FIG. 5 is a bottom plan view thereof;
FIG. 6 is a front elevation view thereof; and,
FIG. 7 is a rear elevation view thereof.

The broken line showing the motorcycle and pickup truck/trailer is provided for the purposes of illustrating environmental structure and forms no part of the claimed design. Additionally, the broken line showing the coupling bracket is provided to illustrate portions of the article that form no part of the claimed design.

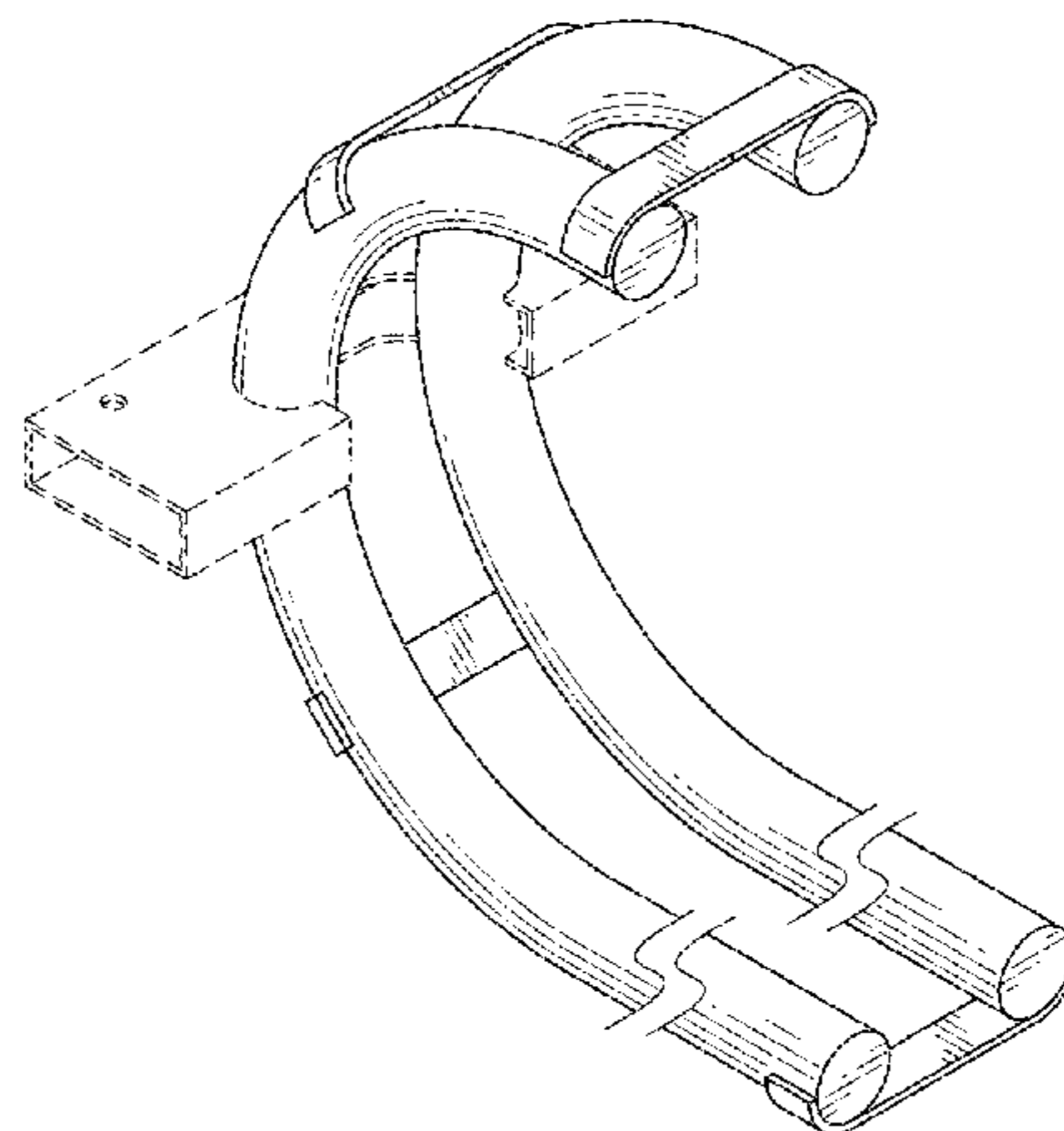
The motorcycle rack is shown with a symbolic break in its length. The appearance of any portion of the article between said break or cutaway lines forms no part of the claimed design.

1 Claim, 4 Drawing Sheets

(56) **References Cited**

U.S. PATENT DOCUMENTS

- 3,605,137 A * 9/1971 Stollenwerk A61G 1/052
5/279.1
- 3,785,517 A 1/1974 Bajkovich
- D243,046 S * 1/1977 Johnson D6/372
- D245,596 S * 8/1977 Cohen D12/115
- D250,074 S * 10/1978 Petersen D6/334
- D270,318 S * 8/1983 Murry D6/708.16
- D271,728 S * 12/1983 Burns D6/348
- D295,586 S * 5/1988 Conn D6/373
- D301,217 S * 5/1989 Mailhot D12/115
- D302,804 S * 8/1989 Mailhot D12/115
- D302,805 S * 8/1989 Hoyt D12/115
- 5,092,504 A 3/1992 Hannes et al.
- 5,127,564 A 7/1992 Romero
- D408,764 S * 4/1999 Graber D12/115
- 6,010,287 A 1/2000 Sommermeyer et al.



(56)

References Cited

U.S. PATENT DOCUMENTS

6,679,408	B1	1/2004	Thomas et al.	
D514,034	S *	1/2006	Richardson	D12/115
7,014,398	B1	3/2006	Hellwig	
7,051,909	B2	5/2006	Gibson	
D529,433	S *	10/2006	Kane	D12/408
D535,841	S *	1/2007	Egger	D6/716
7,416,373	B2	8/2008	Mock	
D581,191	S *	11/2008	Shen	D6/709
D588,050	S *	3/2009	Levine	D12/115
7,641,086	B2	1/2010	Green	
D658,551	S *	5/2012	Skalka	D12/115
D665,709	S *	8/2012	Longfellow	D12/115
D697,837	S *	1/2014	Kirn	D12/115
D719,491	S *	12/2014	Rayl	D12/115
2006/0108297	A1	5/2006	Gay	
2006/0196906	A1	9/2006	Gibson, Jr.	
2010/0224107	A1*	9/2010	Aldred	A47B 3/08 108/129
2013/0277404	A1	10/2013	Heininger	

* cited by examiner



FIG. 1

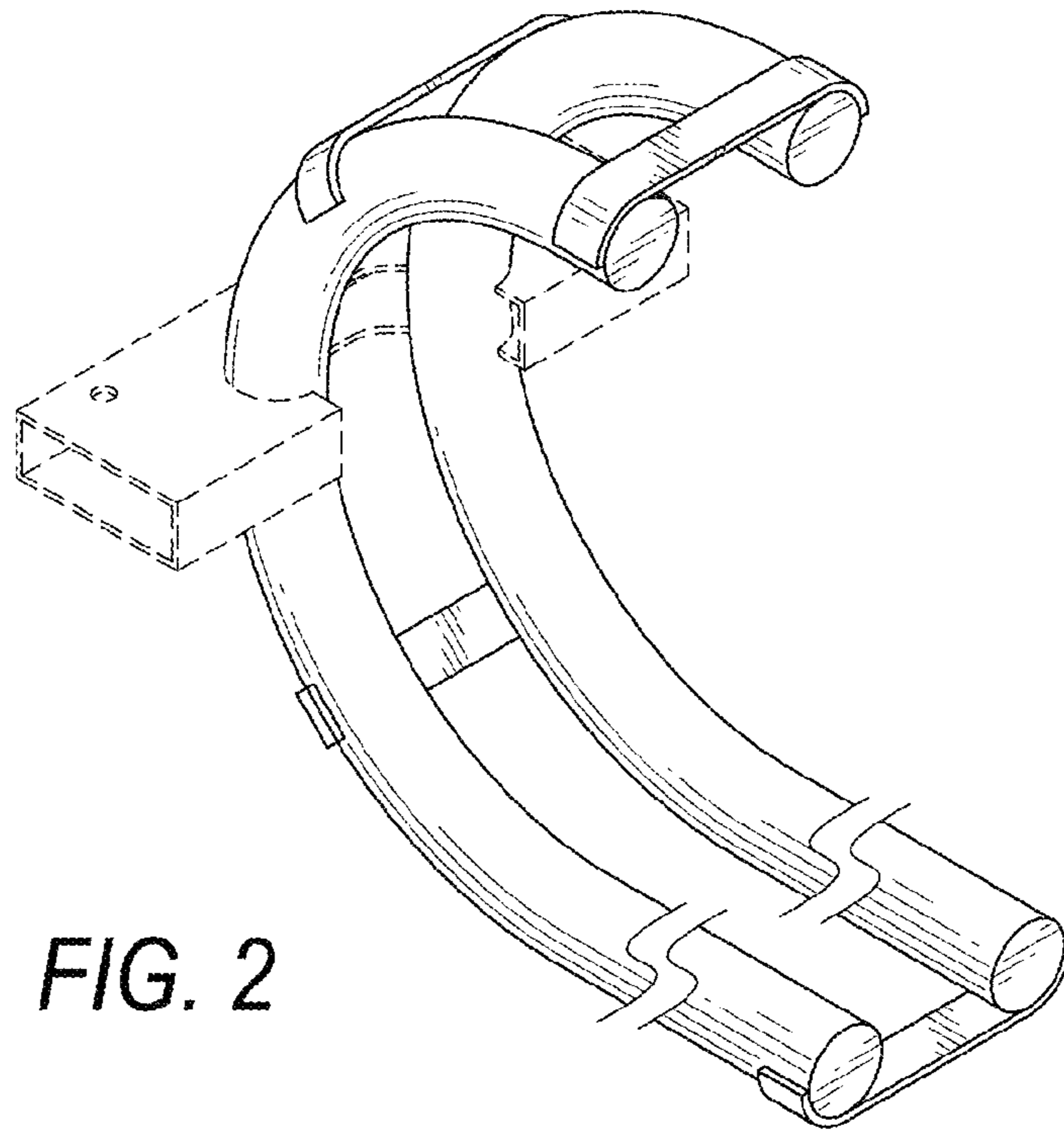


FIG. 2

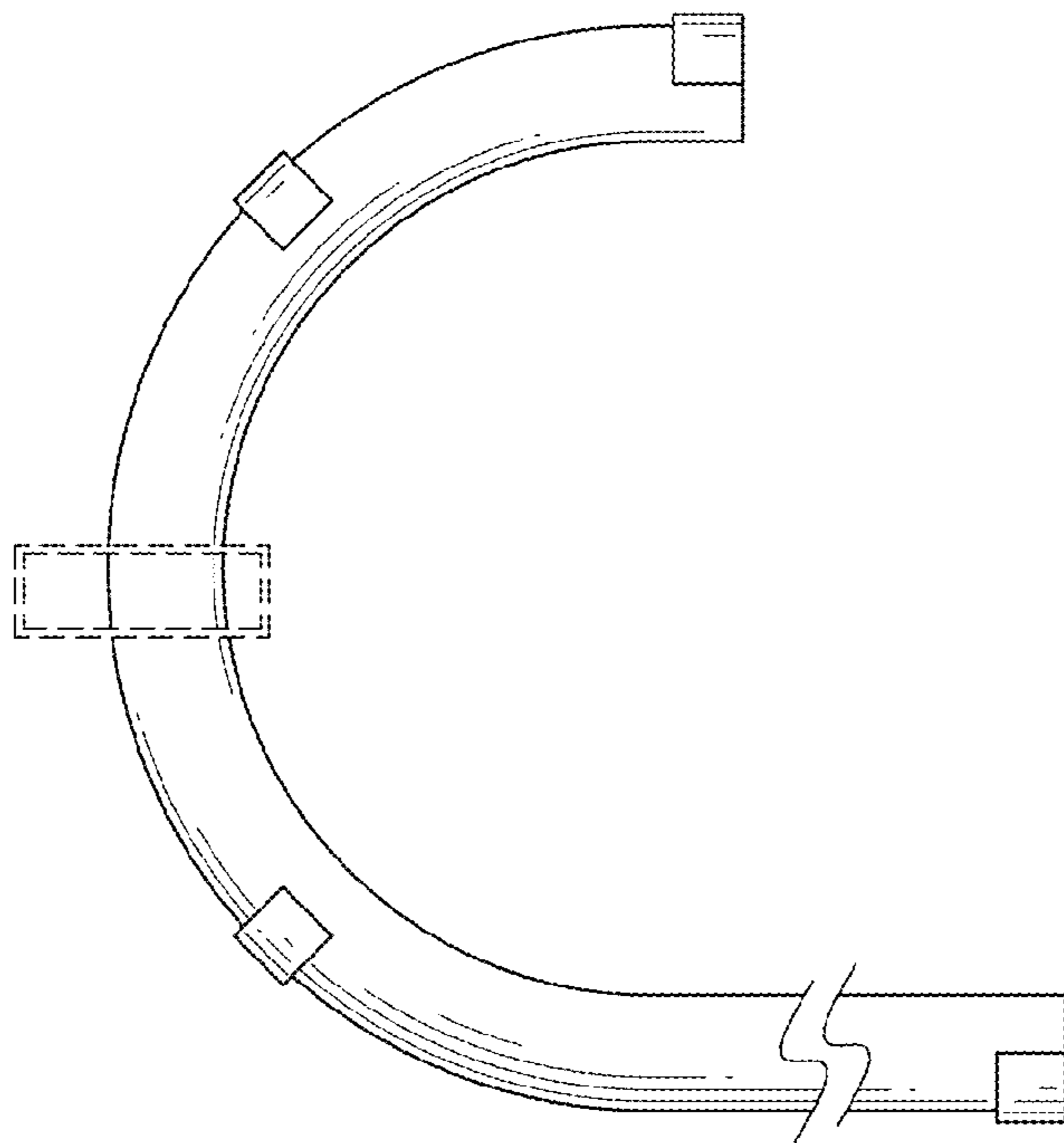


FIG. 3

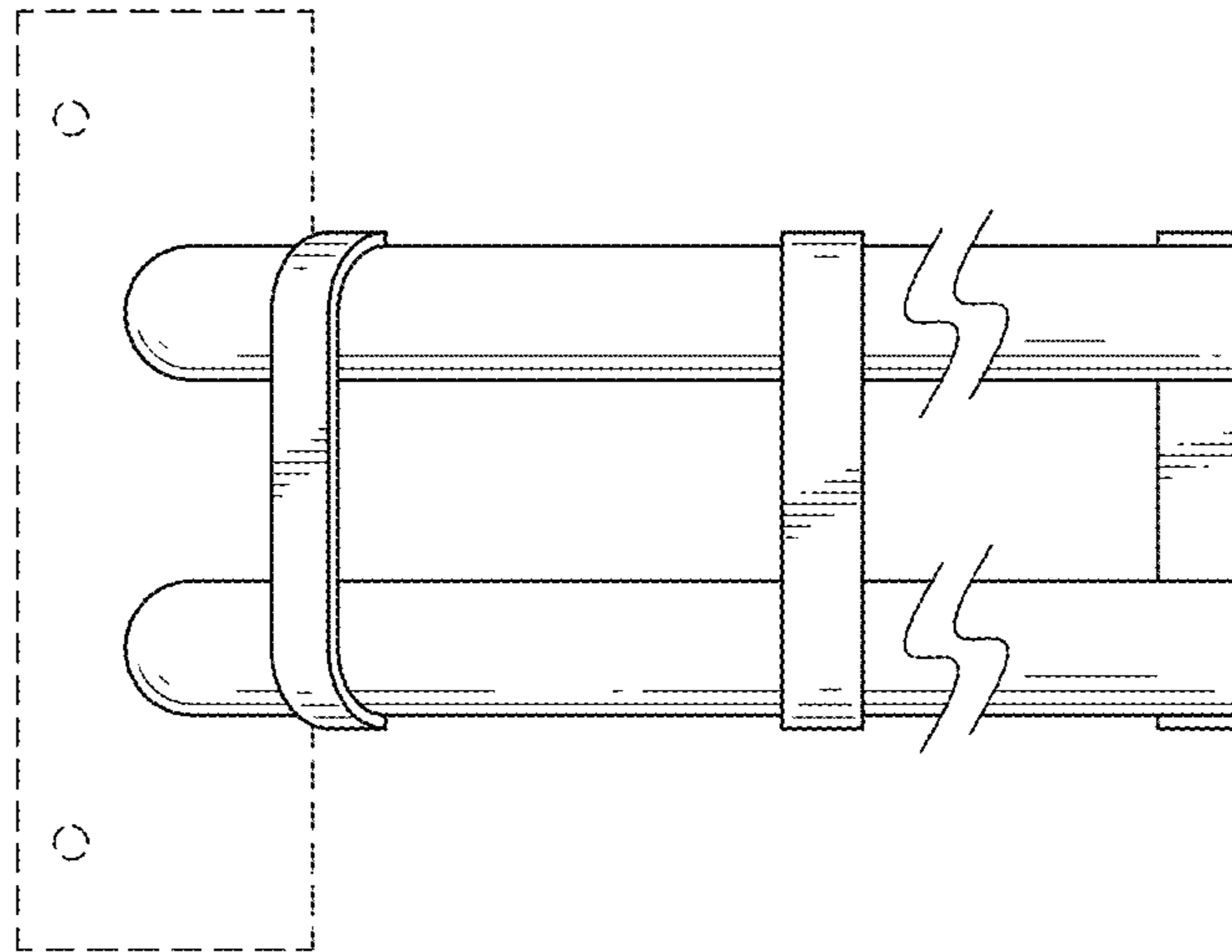


FIG. 4

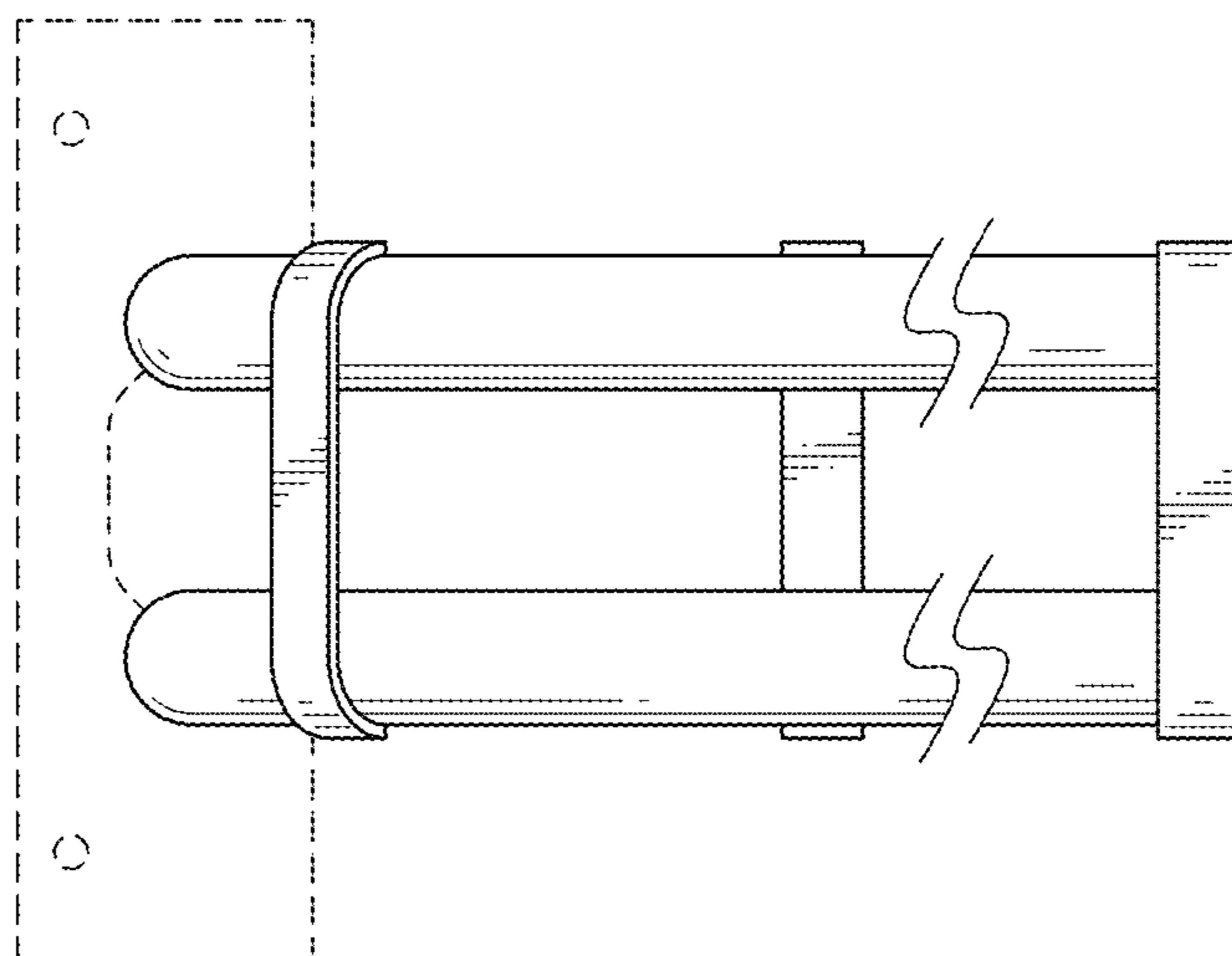


FIG. 5

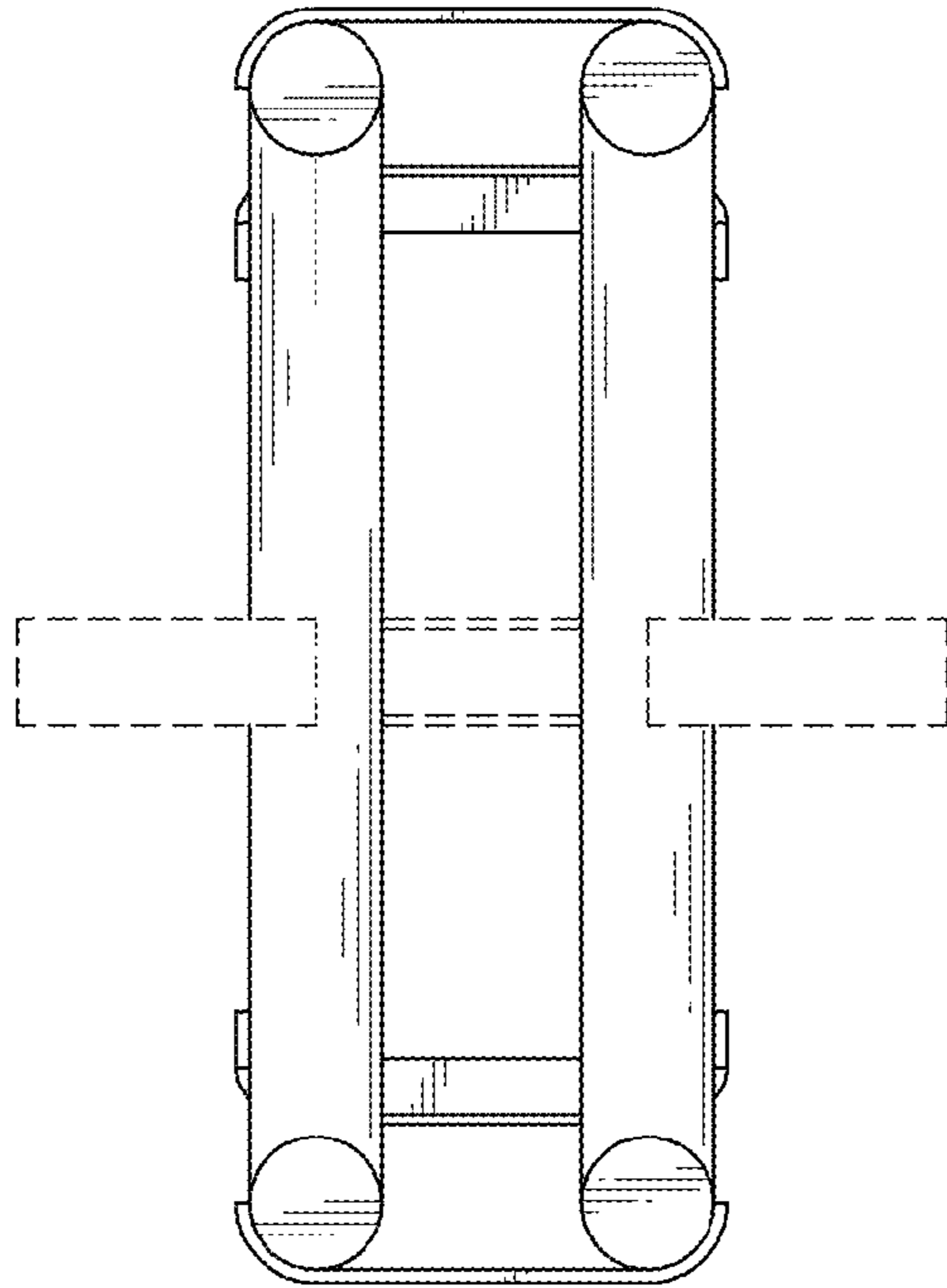


FIG. 6

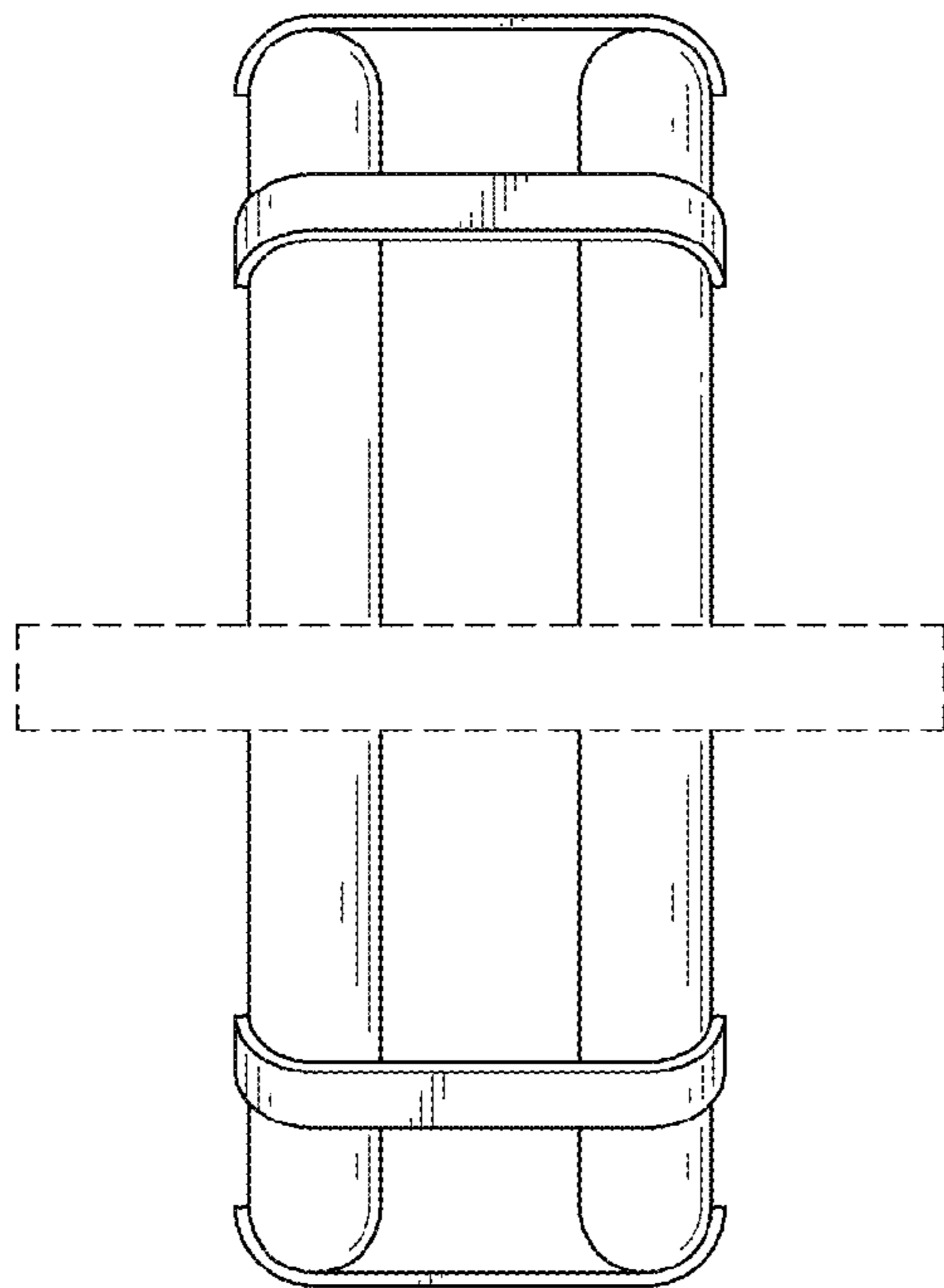


FIG. 7