



US00D761663S

(12) **United States Design Patent**  
**Cook et al.**

(10) **Patent No.:** **US D761,663 S**  
(45) **Date of Patent:** **\*\* Jul. 19, 2016**

- (54) **DISPENSER WITH APPLICATOR**
- (71) Applicant: **S.C. Johnson & Son, Inc.**, Racine, WI (US)
- (72) Inventors: **Cristina M. Cook**, Milwaukee, WI (US); **Fei Gao**, Chicago, IL (US); **Donald J. Schumacher**, Racine, WI (US)
- (73) Assignee: **S. C. Johnson & Son, Inc.**, Racine, WI (US)
- (\*\*) Term: **14 Years**
- (21) Appl. No.: **29/525,944**
- (22) Filed: **May 5, 2015**

**Related U.S. Application Data**

- (62) Division of application No. 29/458,188, filed on Jun. 17, 2013, now Pat. No. Des. 731,897.
- (51) **LOC (10) Cl.** ..... **09-01**
- (52) **U.S. Cl.**  
USPC ..... **D9/725**
- (58) **Field of Classification Search**  
USPC ..... D1/100, 127, 130; D3/202, 203.1; D4/137; D6/363, 512, 515, 661.1, 676, D6/693, 707.21; D9/430, 435, 512, 515, D9/516, 529, 549, 550, 556, 561, 558, 571, D9/723-725, 727; D24/100, 108, 115; D28/4, 7, 8.1, 9, 71, 73, 85; 206/385; 222/1, 71, 173  
CPC ..... B65D 47/18; B65D 47/08; B65D 47/10; B67D 3/00  
See application file for complete search history.

(56) **References Cited**

**U.S. PATENT DOCUMENTS**

- 4,035,090 A 7/1977 Bavaveas
- D286,208 S \* 10/1986 Tovey ..... D24/101

- D290,088 S 6/1987 Koeck
- 4,983,061 A 1/1991 Demarest
- 5,009,896 A \* 4/1991 Becker ..... A61K 9/2072  
424/467
- D346,959 S 5/1994 Adams
- 5,625,918 A 5/1997 Kieson et al.

(Continued)

**FOREIGN PATENT DOCUMENTS**

- EC 000072525-0001 9/2003
- EC 000142518-0001 3/2004

(Continued)

**OTHER PUBLICATIONS**

Bobcat Blade Triangular Sandpaper, announced Apr. 2012, [online], site visited Apr. 13, 2016. Available from Internet, <URL: <http://www.amazon.com>>.\*

(Continued)

*Primary Examiner* — Derrick Holland

*Assistant Examiner* — Janice Lim

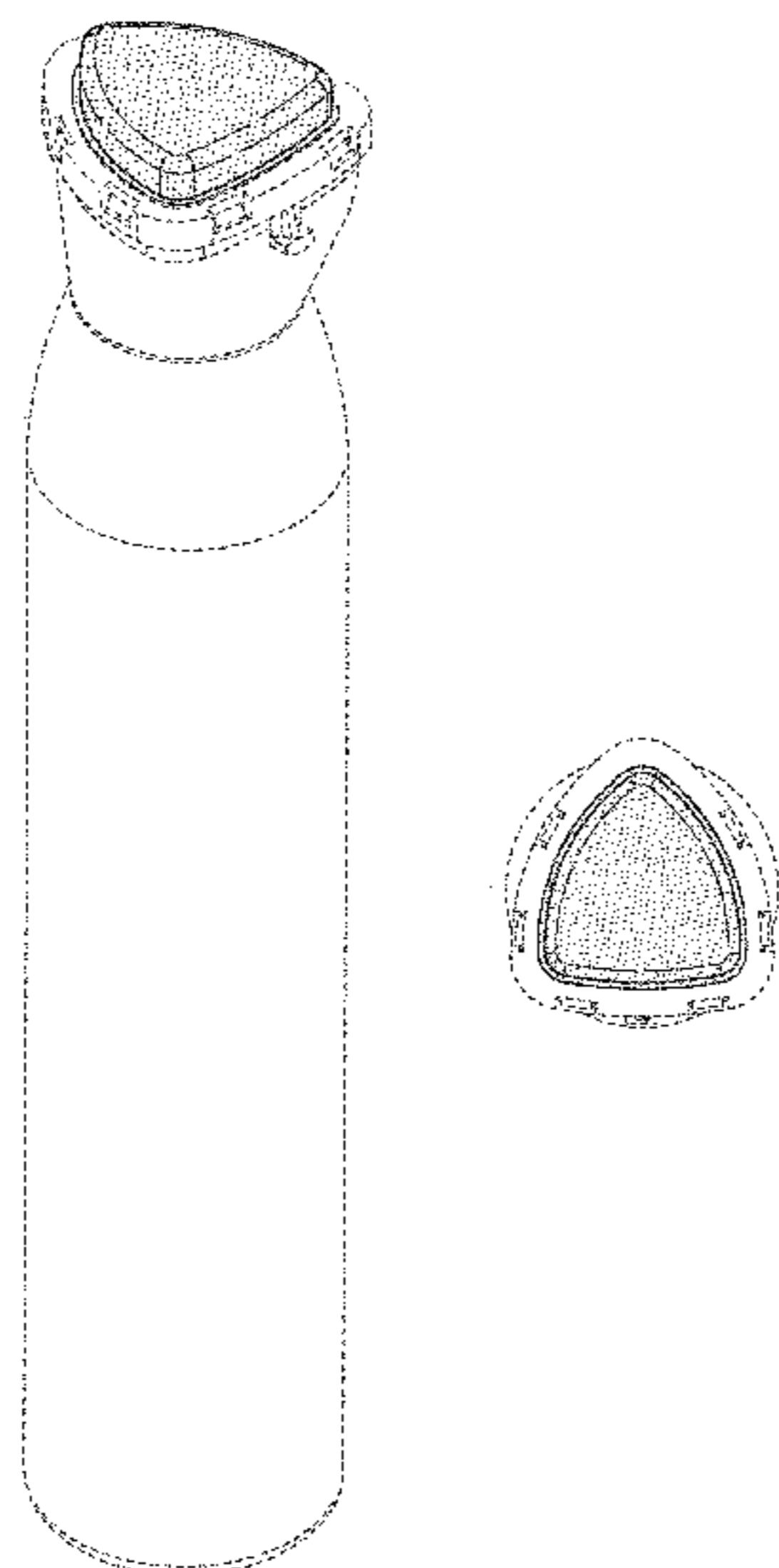
(57) **CLAIM**

The ornamental design for a dispenser with applicator, as shown and described.

**DESCRIPTION**

FIG. 1 is a top, front, and left side isometric view of a dispenser with applicator, showing our new design; FIG. 2 is a front elevational view thereof; FIG. 3 is a rear elevational view thereof; FIG. 4 is a left side elevational view thereof, and the right side elevational view being a mirror image thereof; FIG. 5 is a top plan view thereof; and, FIG. 6 is a bottom plan view thereof. The broken line portions of FIGS. 1-6 are included to show unclaimed subject matter only and form no part of the claimed design.

**1 Claim, 3 Drawing Sheets**



# US D761,663 S

Page 2

(56)

## References Cited

### U.S. PATENT DOCUMENTS

D411,933 S 7/1999 Bernstein  
D412,598 S 8/1999 Gudelfin  
D414,005 S 9/1999 Lehnertz  
D417,033 S 11/1999 Sachs et al.  
D434,525 S 11/2000 Angeletta  
6,146,040 A \* 11/2000 Dunn ..... A46B 11/002  
401/123  
  
D442,861 S 5/2001 Sagel  
D446,346 S 8/2001 Angeletta  
D448,521 S 9/2001 Angeletta  
D449,524 S 10/2001 Kieras  
D468,209 S 1/2003 Joubert  
D468,210 S 1/2003 Joubert  
D489,970 S 5/2004 Nelson et al.  
D496,454 S \* 9/2004 Beck ..... D24/102  
D497,038 S 10/2004 Tsai  
D507,493 S 7/2005 Nelson et al.  
D520,678 S 5/2006 Weggelaar  
D527,842 S 9/2006 Angeletta  
D535,741 S \* 1/2007 Stawski ..... D24/101  
D537,359 S 2/2007 Butler et al.  
D538,473 S 3/2007 Rhoades  
D539,142 S 3/2007 Butler et al.  
D554,309 S \* 10/2007 Wolk ..... D32/40  
D556,946 S \* 12/2007 Seum ..... D24/101  
D558,393 S 12/2007 Angeletta  
D560,251 S 1/2008 Hartelius et al.  
D571,204 S 6/2008 Sweeton  
D580,761 S 11/2008 Sweeton  
D581,789 S 12/2008 Ames et al.  
D582,272 S 12/2008 Cichy  
D582,292 S 12/2008 Short et al.  
D583,668 S 12/2008 Sweeton  
D584,960 S 1/2009 Sherwood  
D590,712 S 4/2009 Sweeton  
D591,612 S 5/2009 Ames et al.  
D592,527 S 5/2009 Serio et al.  
D595,575 S 7/2009 Cichy  
D598,283 S 8/2009 Ames et al.  
D604,610 S 11/2009 Ames et al.  
D645,763 S 9/2011 Lee  
D657,957 S 4/2012 Camp

D685,081 S \* 6/2013 Ferguson ..... D24/101  
8,911,771 B2 \* 12/2014 Vanek ..... A61K 31/045  
424/443  
2006/0115520 A1 \* 6/2006 Vanek ..... A61K 31/045  
424/443  
2013/0022387 A1 1/2013 Purizhansky et al.

### FOREIGN PATENT DOCUMENTS

EC 000142518-0002 3/2004  
EC 000163795-0012 4/2004  
EC 000163795-0014 4/2004  
EC 000176953-0001 5/2004  
EC 000387576-0001 8/2005  
EC 00051948-0003 4/2006  
EC 000515069-0012 4/2006  
EC 000598164-0001 10/2006  
EC 000686498-0001 3/2007  
EC 000724810-0001 5/2007  
EC 000853908-0003 12/2007  
EC 000853908-0004 12/2007  
EC 001120380-0001 4/2009  
EC 001120380-0008 4/2009  
EC 001169973-0005 10/2009  
EC 001628975-0003 10/2009  
EC 001631284-0001 11/2009  
EC 001220230-0002 6/2010  
WO DM/050979 3/2000  
WO DM/064636 10/2003  
WO DM/066664 4/2005  
WO DM/073259 2/2010  
WO DM/073778 2/2010  
WO 2013/013115 1/2013

### OTHER PUBLICATIONS

D'Andrea Pro Plec Triangle Picks, announced Apr. 2007, [online],  
site visited Apr. 13, 2016. Available from Internet, <URL: <http://www.musiciansfriend.com>>.\*  
U.S. Appl. No. 29/458,189, filed Jun. 17, 2013, Inventor Name:  
Cook, Cristina M. et al.  
U.S. Appl. No. 29/458,188, filed Jun. 17, 2013, Inventor Name:  
Cook, Cristina M. et al.

\* cited by examiner




FIG. 1




FIG. 2




FIG. 3






FIG. 4

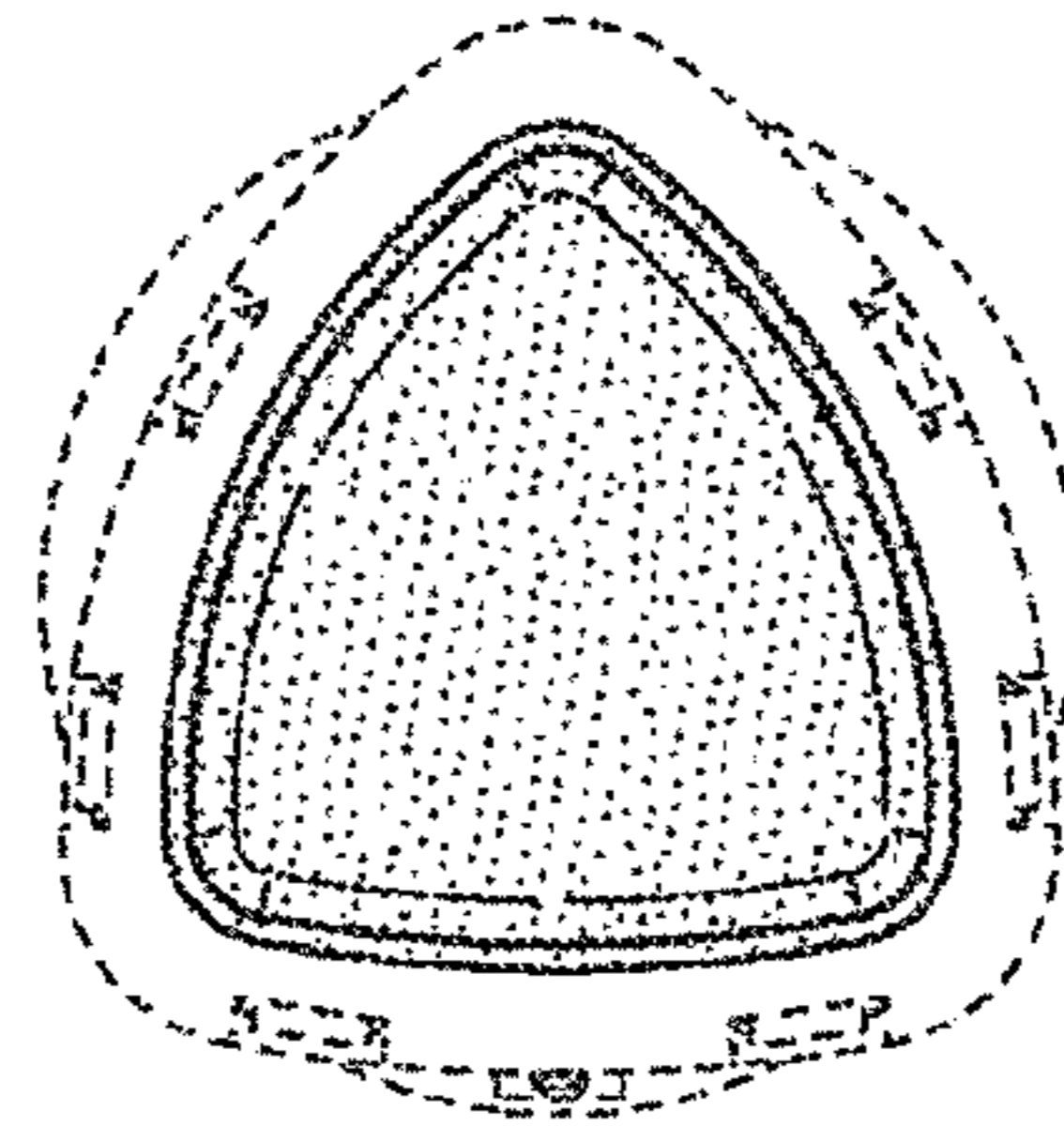


FIG. 5

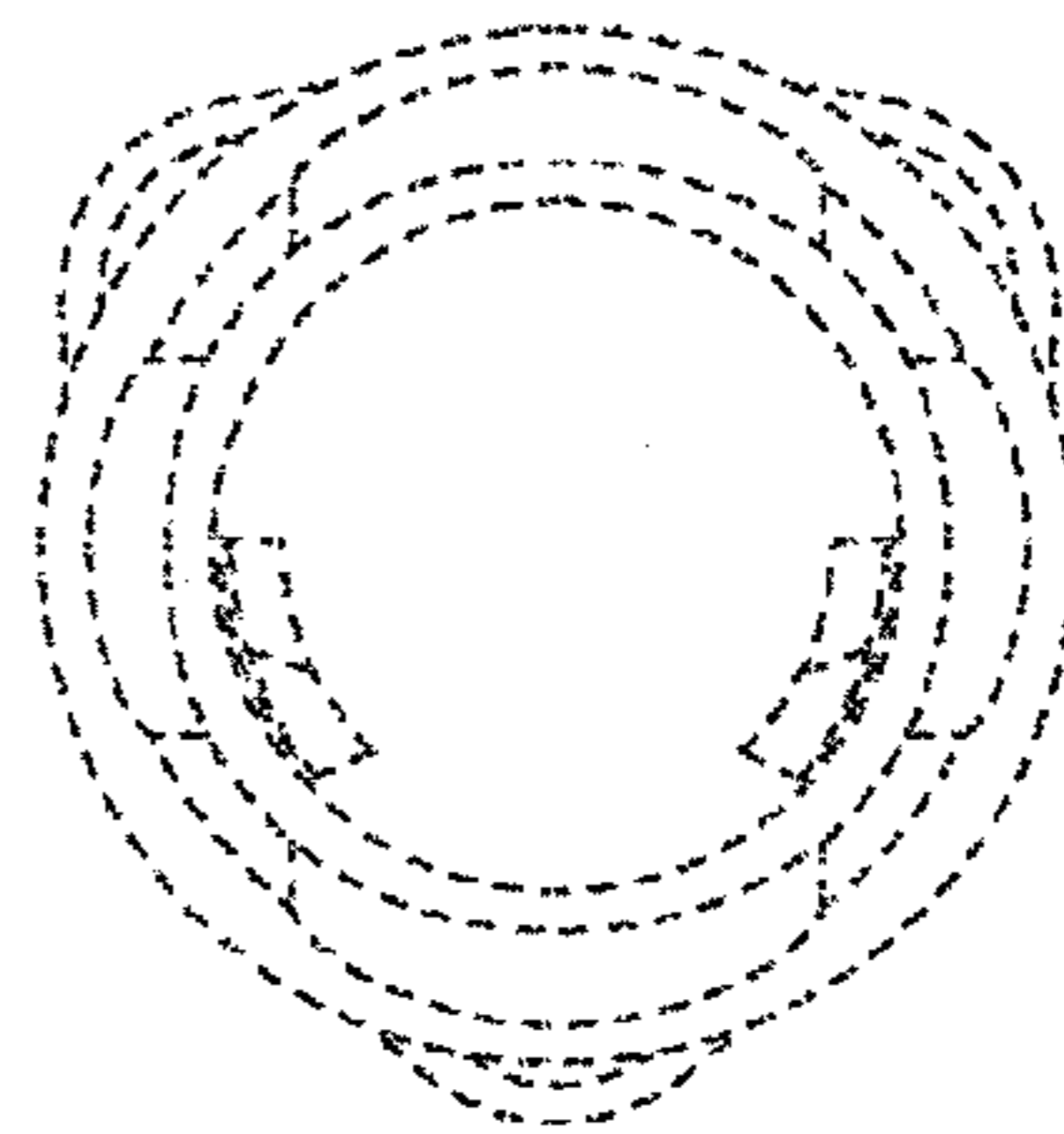


FIG. 6