

US00D761614S

(12) **United States Design Patent**  
**Zemel et al.**

(10) **Patent No.:** **US D761,614 S**  
(45) **Date of Patent:** **\*\* Jul. 19, 2016**

- (54) **GRILL TRAY**
- (71) Applicant: **BLUE RHINO GLOBAL SOURCING, INC.**, Liberty, MO (US)
- (72) Inventors: **Marc Zemel**, Melville, NY (US); **Adam Schillen**, Dix Hills, NY (US)
- (73) Assignee: **BLUE RHINO GLOBAL SOURCING, INC.**, Liberty, MO (US)
- (\*\*) Term: **15 Years**
- (21) Appl. No.: **29/527,885**
- (22) Filed: **May 22, 2015**
- (51) **LOC (10) Cl.** ..... **07-02**
- (52) **U.S. Cl.**  
USPC ..... **D7/360**; D7/354; D7/361
- (58) **Field of Classification Search**  
USPC ..... D7/323, 354–363, 391, 393–396, 409  
CPC ..... A47G 19/12; A47J 27/00; A47J 27/002;  
A47J 27/08; A47J 27/21; A47J 27/58; A47J  
36/025; A47J 36/06; A47J 36/12; A47J 37/00;  
A47J 37/0676; A47J 37/10; A47J 37/101;  
A47J 37/103; A47J 37/12; A47J 37/1204;  
A47J 45/061; A47J 45/071; A47J 45/08;  
B65D 81/3438; H05B 6/12  
See application file for complete search history.

6,298,775	B1 *	10/2001	Chen	.....	A47J 45/061 16/111.1
D463,202	S *	9/2002	Smith	.....	D7/359
D470,711	S *	2/2003	Kloppsteck	.....	D7/359
D511,929	S *	11/2005	Coppi	.....	D7/359
D522,807	S	6/2006	Dow et al.		
D525,078	S *	7/2006	Hoenstein	.....	D7/359
D585,702	S	2/2009	Borovicka et al.		
D609,525	S	2/2010	Rabanal		
7,717,029	B2	5/2010	Rowe et al.		
D618,957	S	7/2010	Zemel		
D621,655	S	8/2010	Zemel		
D624,787	S	10/2010	Adams et al.		
D635,825	S	4/2011	Borovicka et al.		
D639,601	S	6/2011	Borovicka et al.		
D650,632	S	12/2011	Zemel		
D651,457	S	1/2012	Borovicka et al.		
D658,441	S	5/2012	Borovicka et al.		
D658,942	S	5/2012	Borovicka et al.		
D672,604	S *	12/2012	Upston	.....	D7/354
D702,499	S	4/2014	Zemel		
D703,485	S	4/2014	Zemel		
D711,185	S *	8/2014	Bowden	.....	D7/354
2008/0066734	A1	3/2008	Bright		

\* cited by examiner

*Primary Examiner* — Ricky Pham  
(74) *Attorney, Agent, or Firm* — Carter, DeLuca, Farrell & Schmidt, LLP

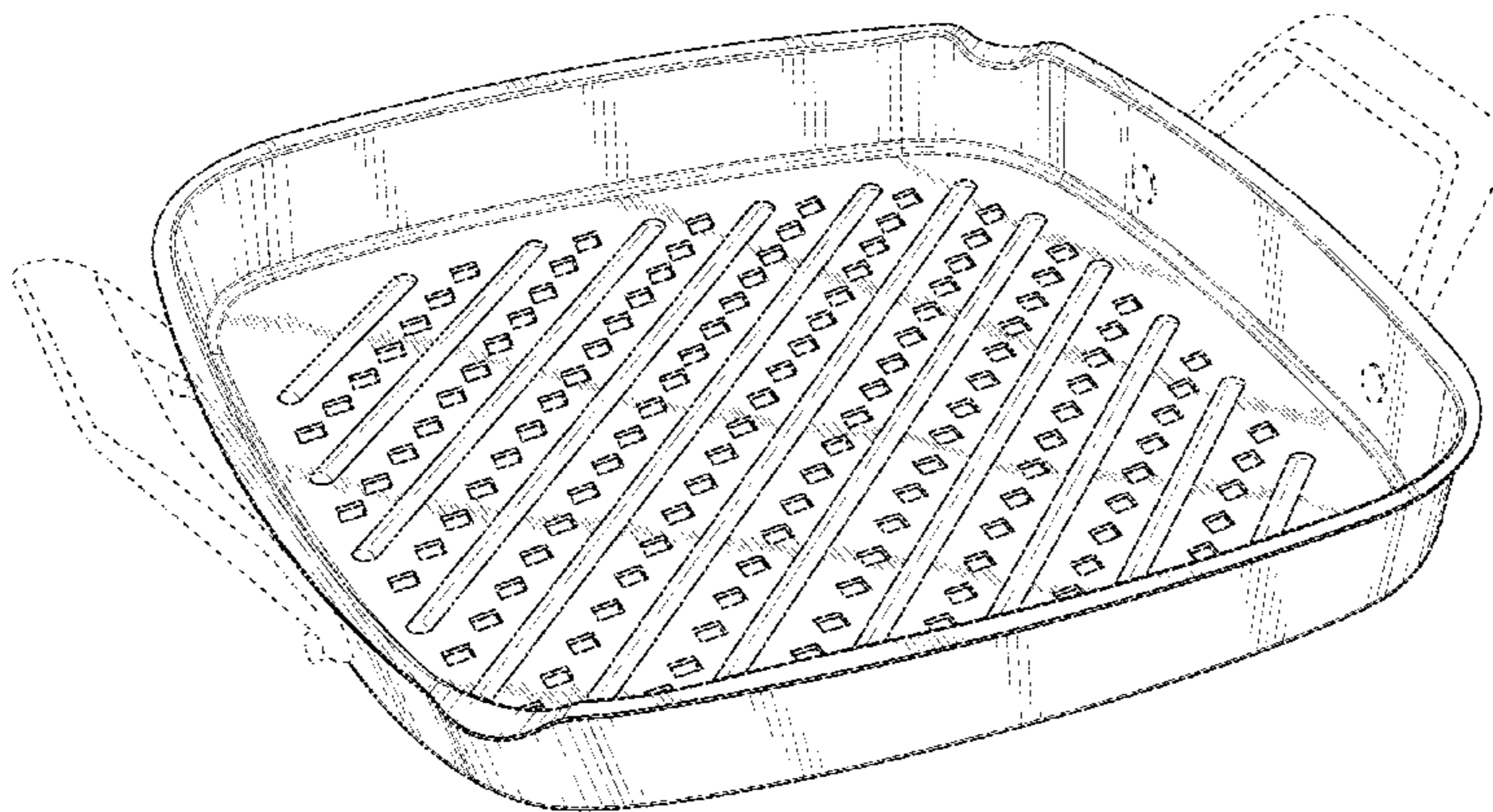
(57) **CLAIM**  
The ornamental design for a grill tray, as shown and described.

**DESCRIPTION**

FIG. 1 is a front perspective view of a grill tray in accordance with the present design;  
FIG. 2 is a front side elevational view thereof, the rear side elevational view being a mirror image thereof;  
FIG. 3 is a right side elevational view thereof, the left side elevational view being a mirror image thereof;  
FIG. 4 is a top plan view thereof; and,  
FIG. 5 is a bottom plan view thereof.  
The broken lines shown in the drawings illustrate portions of the grill tray that form no part of the claimed design.

**1 Claim, 4 Drawing Sheets**

- (56) **References Cited**  
U.S. PATENT DOCUMENTS
- 1,591,291 A \* 7/1926 Detwiler ..... A47J 37/0676  
99/446
- 3,457,852 A \* 7/1969 Kwoh ..... A47J 37/10  
220/23.86
- 3,717,478 A \* 2/1973 Lipfert ..... B65D 1/3438  
426/109
- D296,409 S \* 6/1988 Pomroy ..... D7/359
- D297,604 S \* 9/1988 Hagberg ..... D7/359
- D373,285 S \* 9/1996 Coroama ..... D7/359



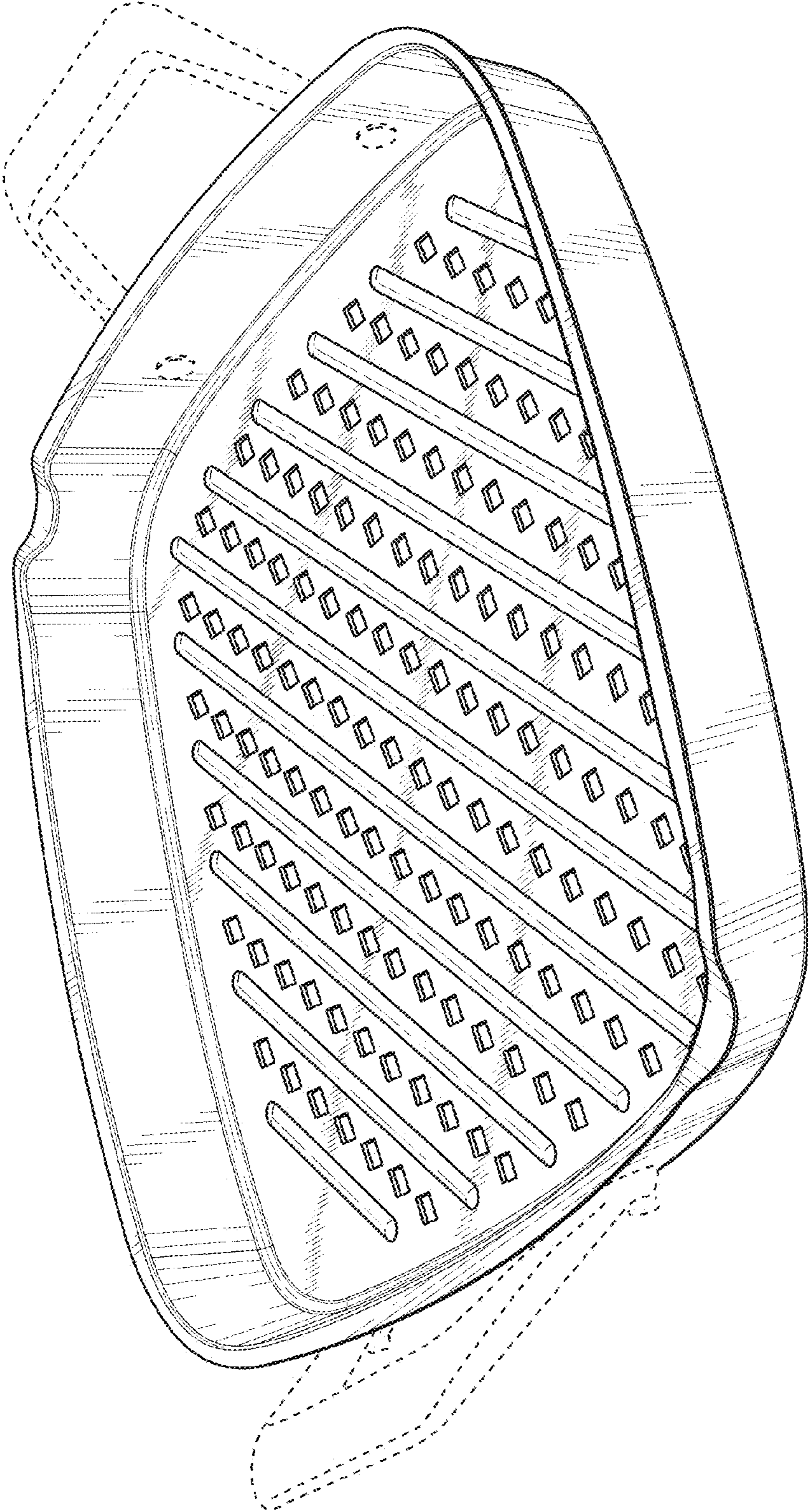


FIG. 1

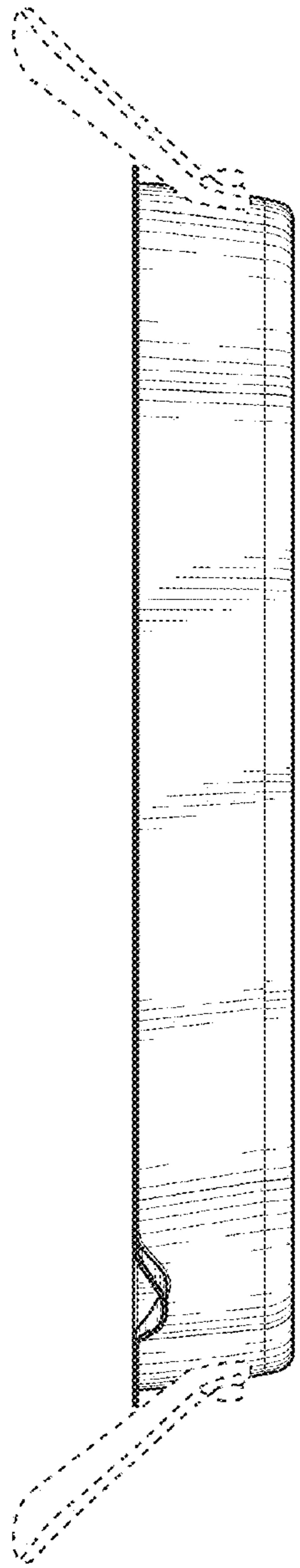


FIG. 2




FIG. 3

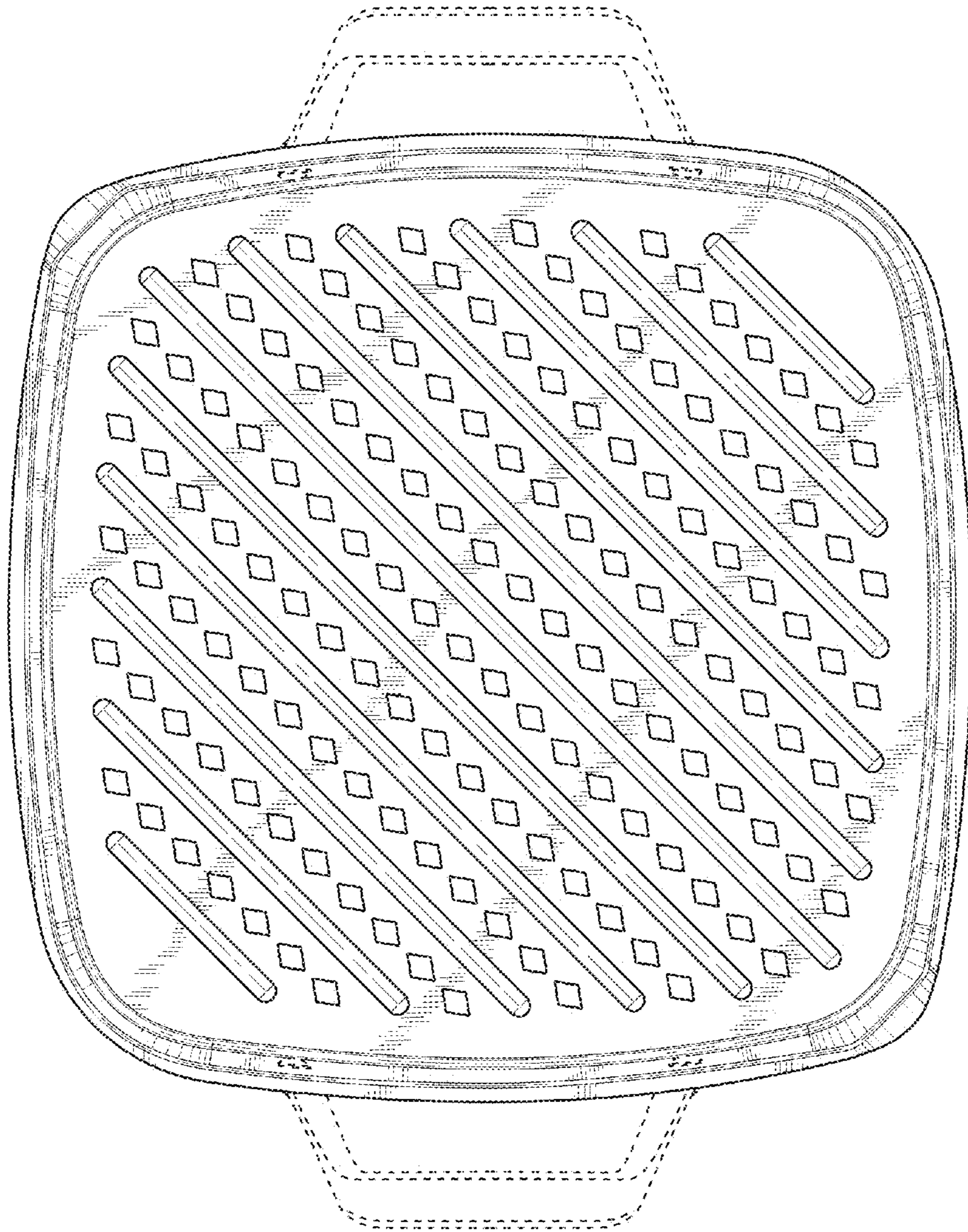


FIG. 4

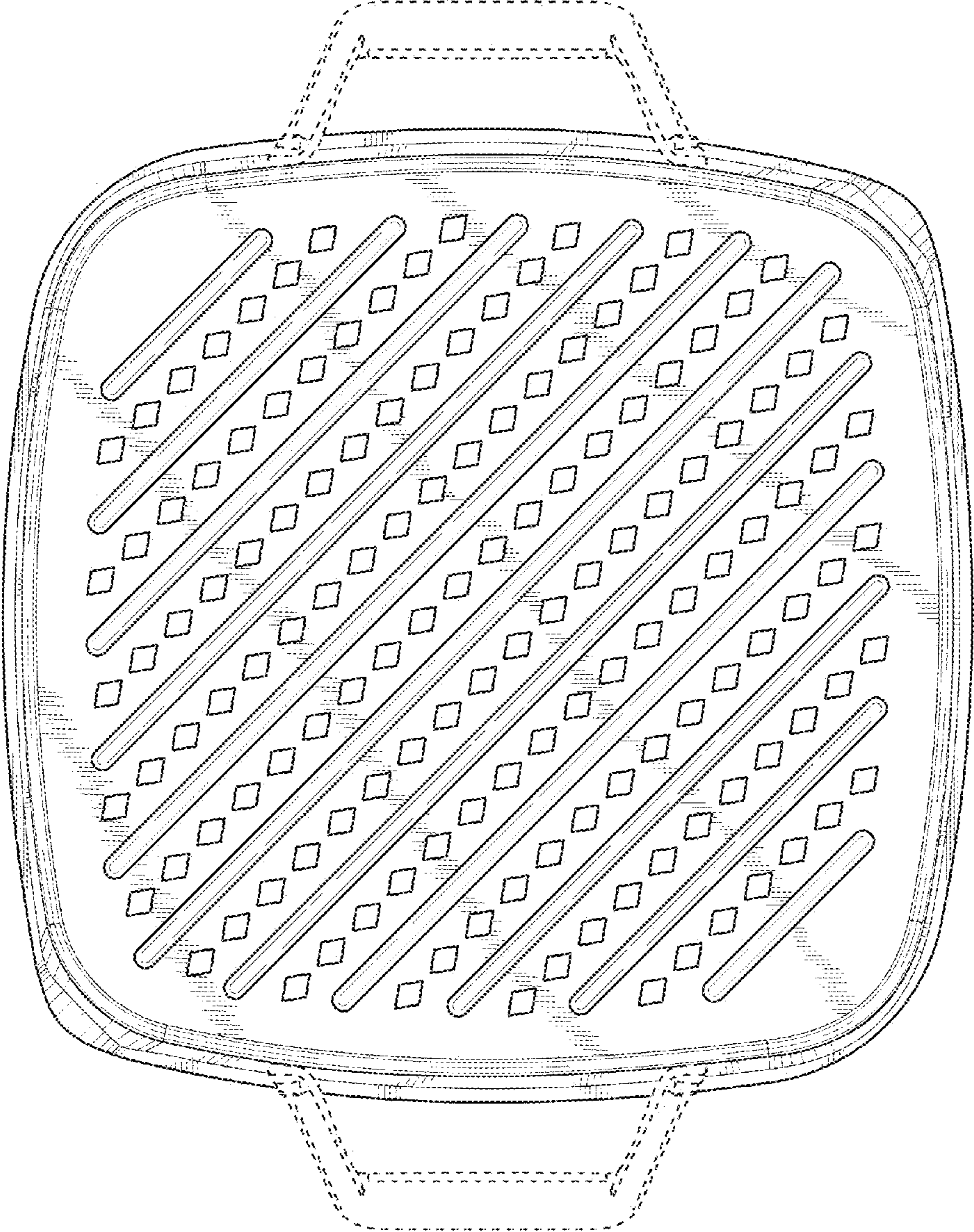


FIG. 5