



US00D761600S

(12) **United States Design Patent**
Hsu

(10) **Patent No.:** **US D761,600 S**
(45) **Date of Patent:** **** *Jul. 19, 2016**

- (54) **CORNER SHELF ORGANIZER**
- (71) Applicant: **Seville Classics Inc.**, Torrance, CA (US)
- (72) Inventor: **LiHan Hsu**, Torrance, CA (US)
- (73) Assignee: **Seville Classics Inc.**, Torrance, CA (US)
- (*) Notice: This patent is subject to a terminal disclaimer.
- (**) Term: **14 Years**
- (21) Appl. No.: **29/494,886**
- (22) Filed: **Jun. 25, 2014**

Related U.S. Application Data

- (63) Continuation-in-part of application No. 29/470,474, filed on Oct. 22, 2013, now Pat. No. Des. 709,717.
- (51) **LOC (10) Cl.** **06-06**
- (52) **U.S. Cl.**
USPC **D6/678.1**
- (58) **Field of Classification Search**
USPC D6/408, 509-511, 462-465, 566-567,
D6/569-572, 574, 672, 678, 678.1, 682,
D6/682.2, 682.4, 683-683.1
CPC A47B 63/00; A47B 96/02
See application file for complete search history.

(56) **References Cited**

U.S. PATENT DOCUMENTS

- D274,201 S * 6/1984 Aaron D6/525
- D292,764 S * 11/1987 Kester D6/675.2
- D304,398 S * 11/1989 Goetz D6/676.1
- D323,439 S * 1/1992 Emery D6/562
- D382,751 S * 8/1997 Andrus D6/525
- 5,724,894 A * 3/1998 Knorovsky A47K 3/281
108/42
- D409,868 S * 5/1999 France D6/562
- D513,142 S * 12/2005 Suero, Jr. D6/525
- D514,362 S * 2/2006 Hoernig D6/574

- D572,940 S * 7/2008 Murray D6/562
- D599,148 S * 9/2009 Murphy D6/562
- D638,640 S * 5/2011 Molayem D6/676.2
- D653,068 S * 1/2012 Klein D6/562
- D690,967 S * 10/2013 Goodman D6/676.5
- 2014/0319090 A1 * 10/2014 Yang A47B 47/00
211/186
- 2015/0175086 A1 * 6/2015 Hanley B60R 7/08
296/24.45
- 2015/0257530 A1 * 9/2015 Naka A47B 7/0091
211/188

* cited by examiner

Primary Examiner — Kelley Donnelly

(74) *Attorney, Agent, or Firm* — Raymond Sun

(57) **CLAIM**

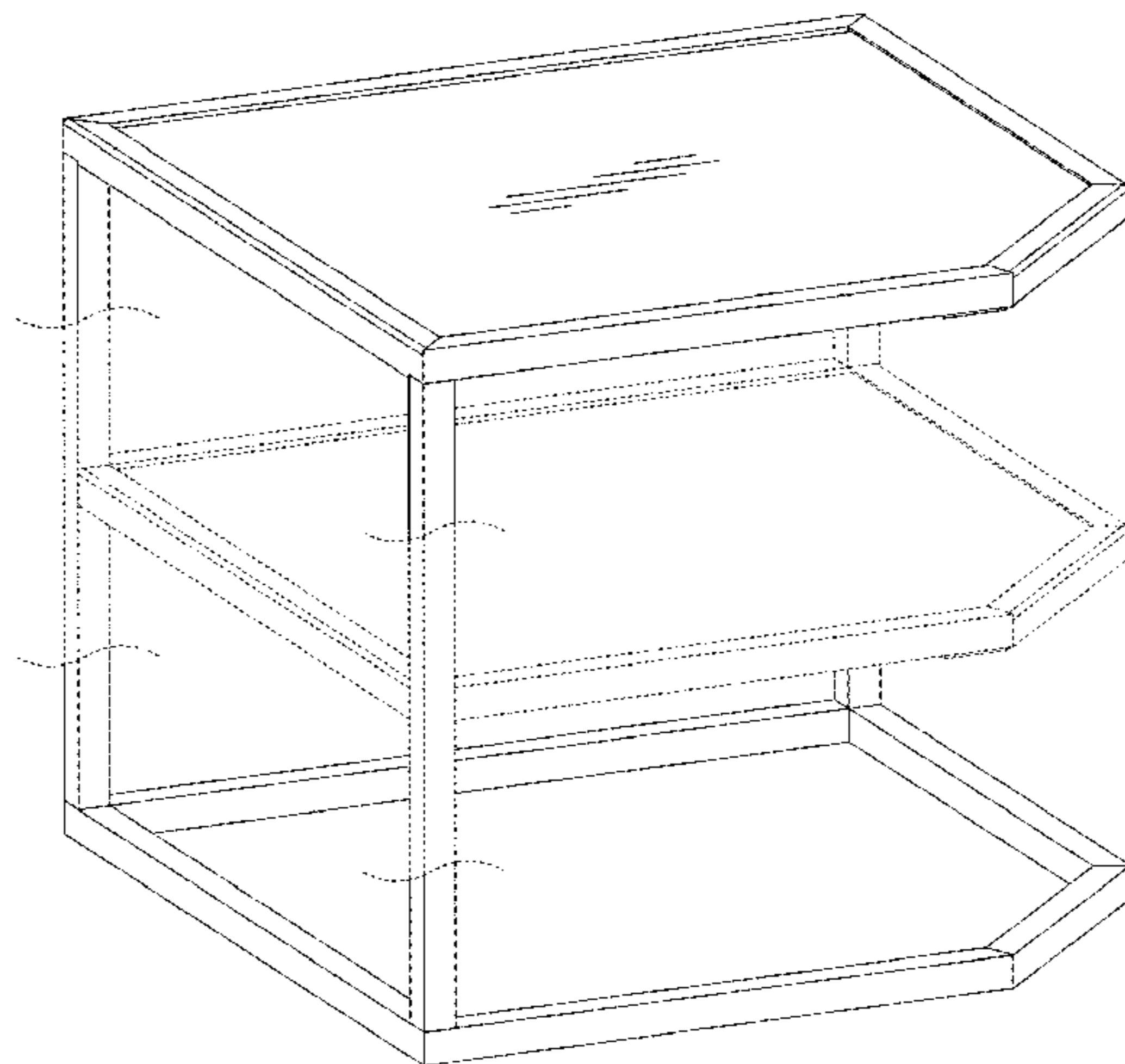
The ornamental design for a corner shelf organizer, as shown and described.

DESCRIPTION

FIG. 1 is a perspective view of a corner shelf organizer showing my new design according to a first embodiment thereof; FIG. 2 is a front plan view thereof; FIG. 3 is a right plan view thereof; FIG. 4 is a left plan view thereof; FIG. 5 is a top plan view thereof; FIG. 6 is a bottom plan view thereof; FIG. 7 is a rear plan view thereof; FIG. 8 is a perspective view of a corner shelf organizer showing my new design according to a second embodiment thereof; FIG. 9 is a front plan view thereof; FIG. 10 is a right plan view thereof; FIG. 11 is a left plan view thereof; FIG. 12 is a top plan view thereof; FIG. 13 is a bottom plan view thereof; and, FIG. 14 is a rear plan view thereof.

The broken lines in the drawings form no part of the claimed design.

1 Claim, 14 Drawing Sheets



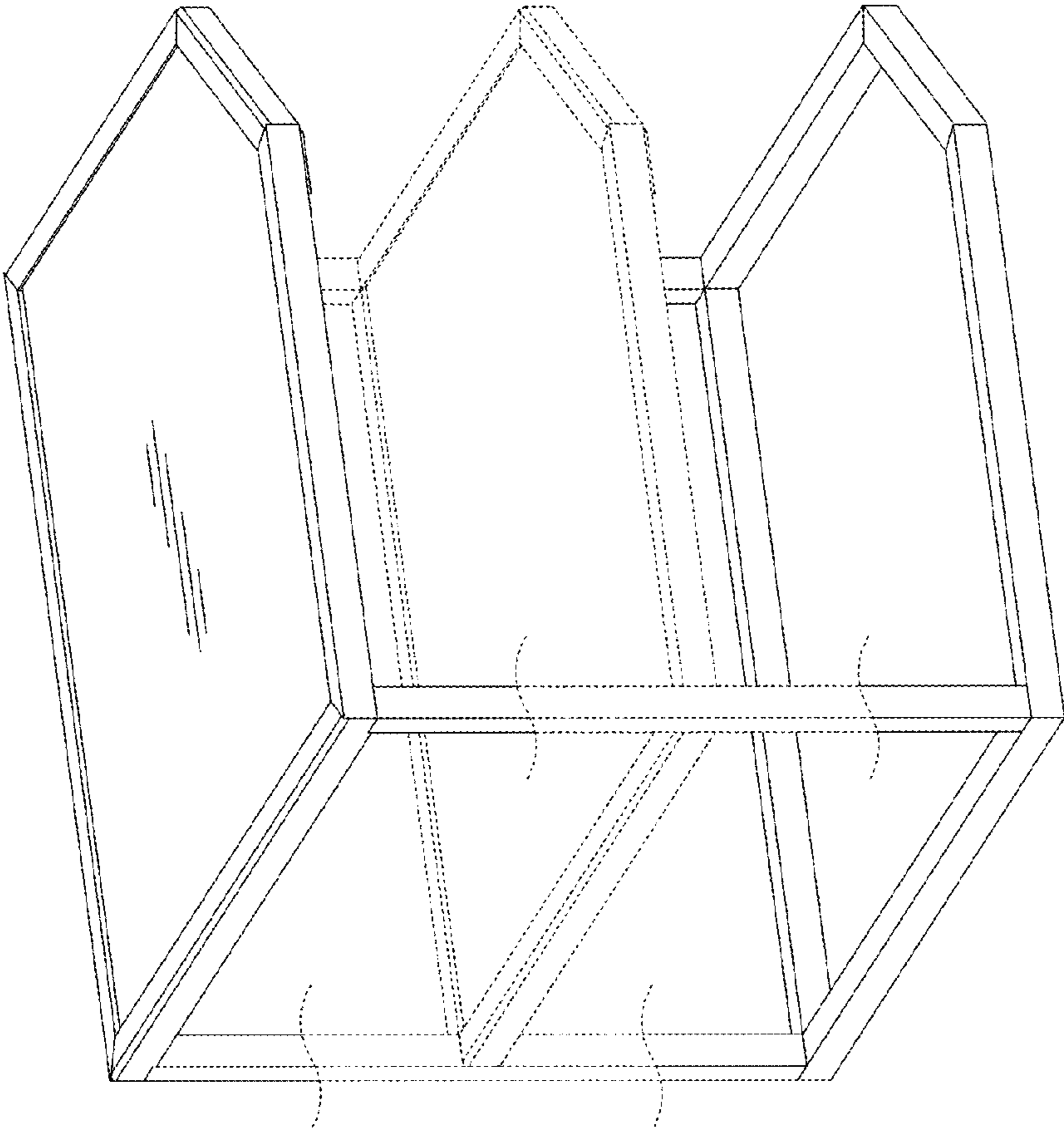


FIG. 1

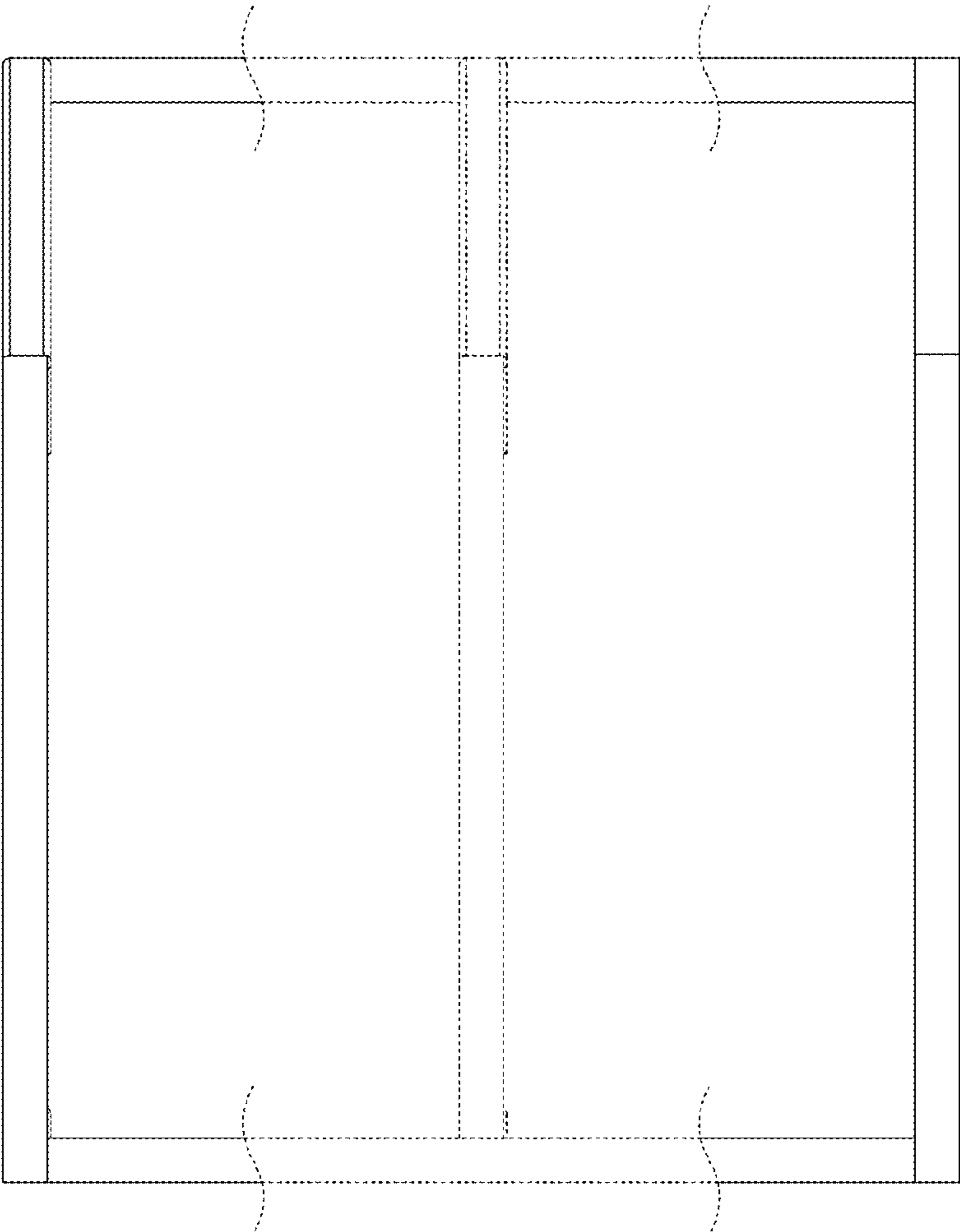


FIG. 2




FIG. 3




FIG. 4

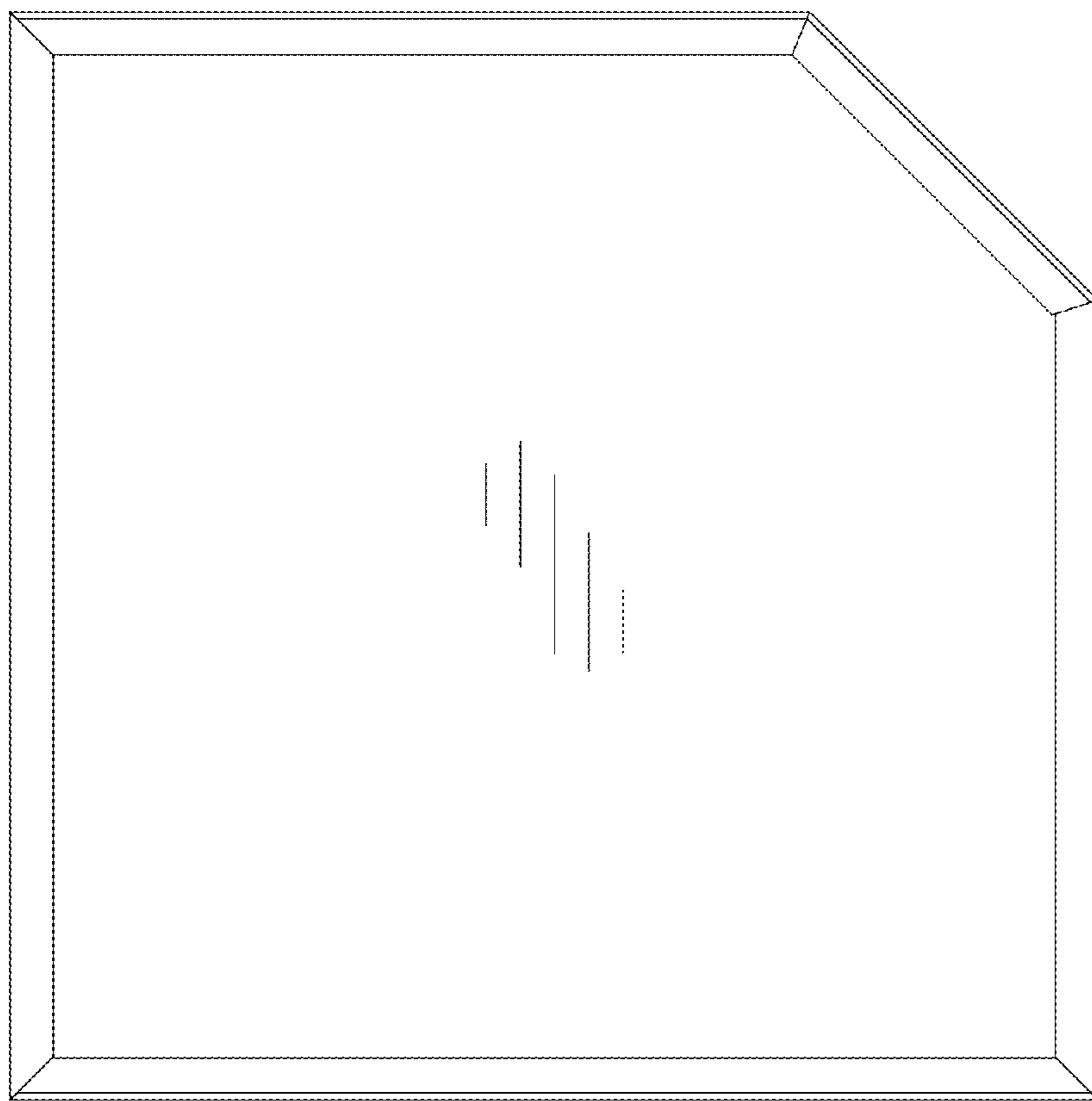


FIG. 5




FIG. 6




FIG. 7




FIG. 8

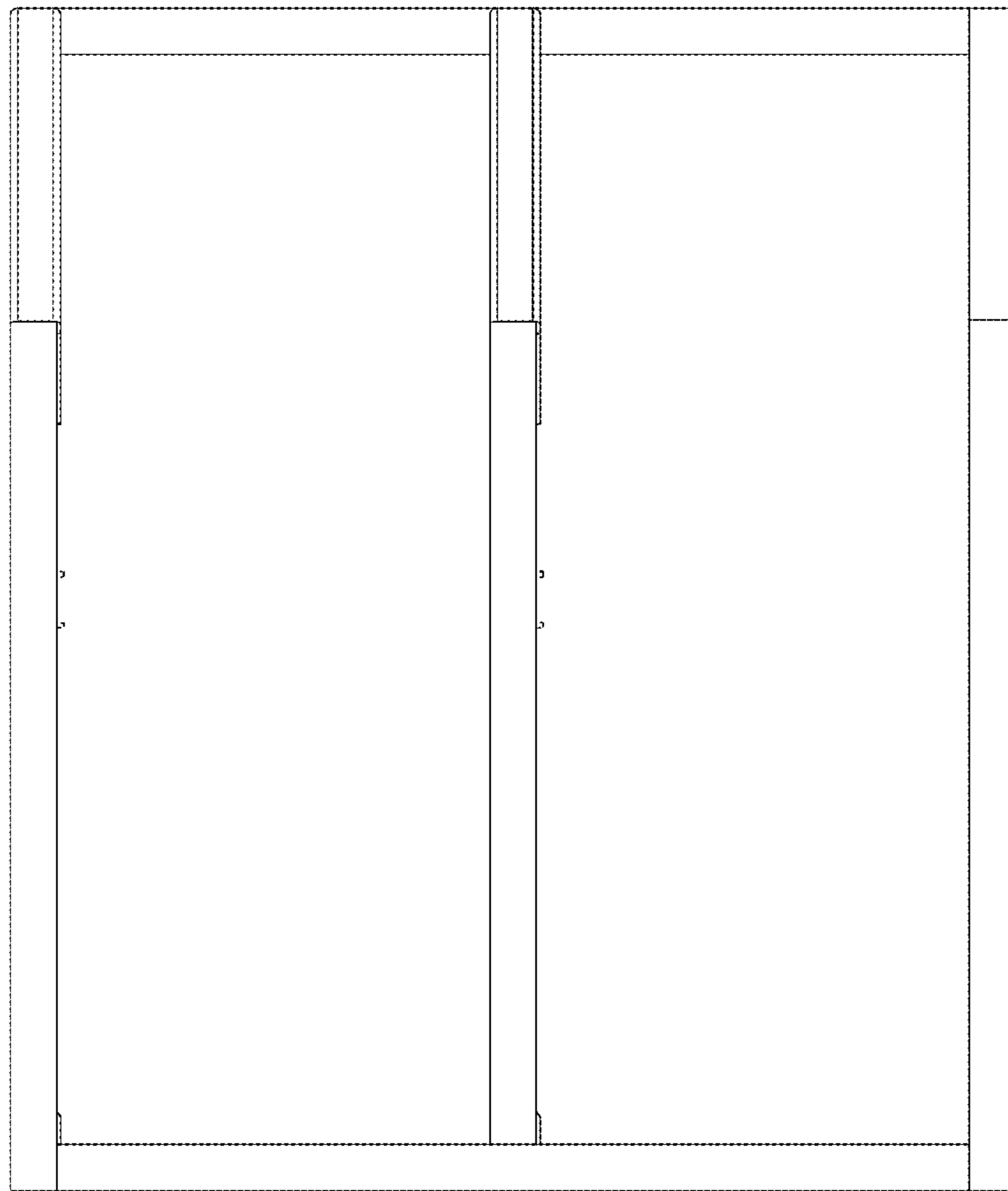


FIG. 9

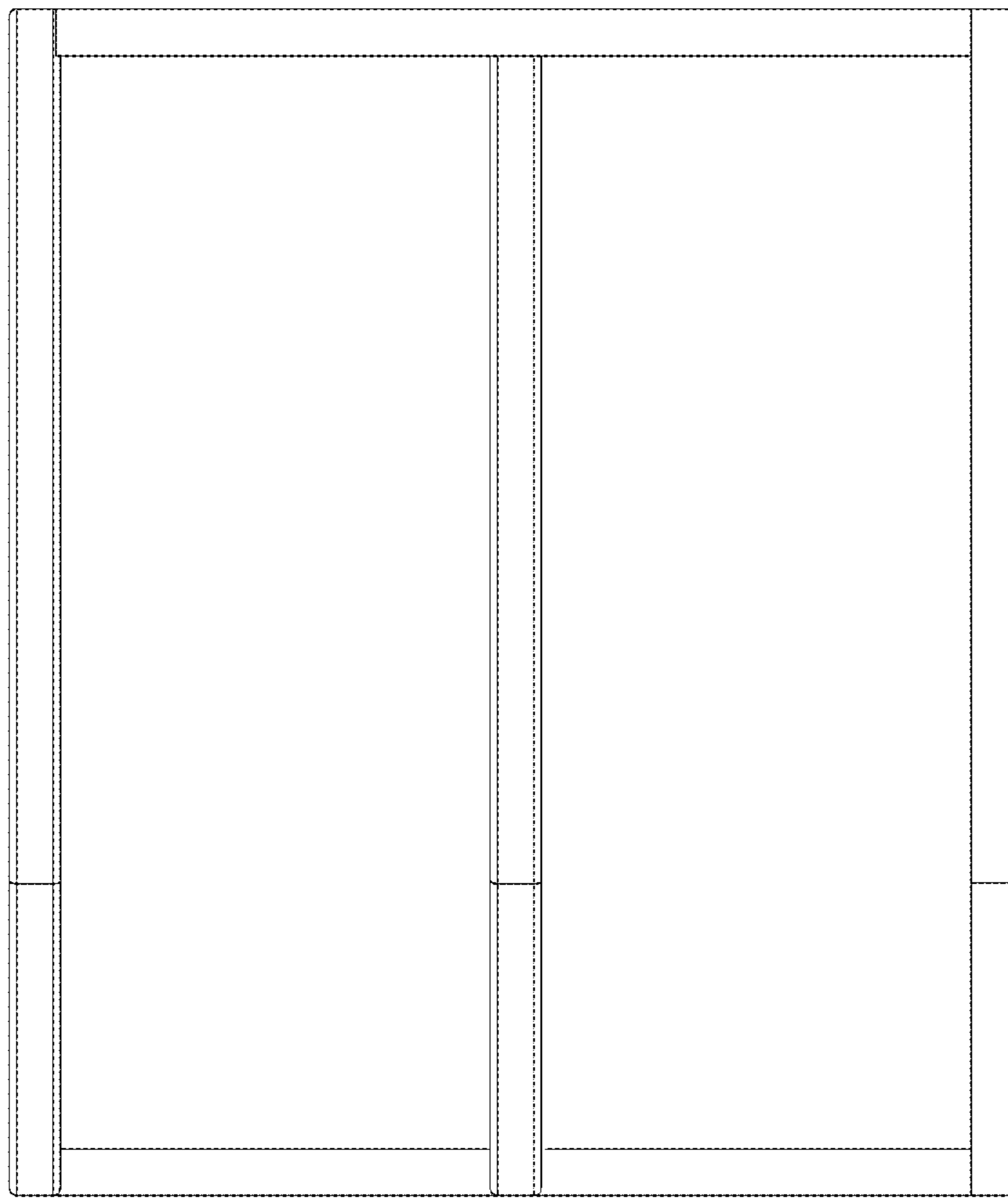


FIG. 10




FIG. 11

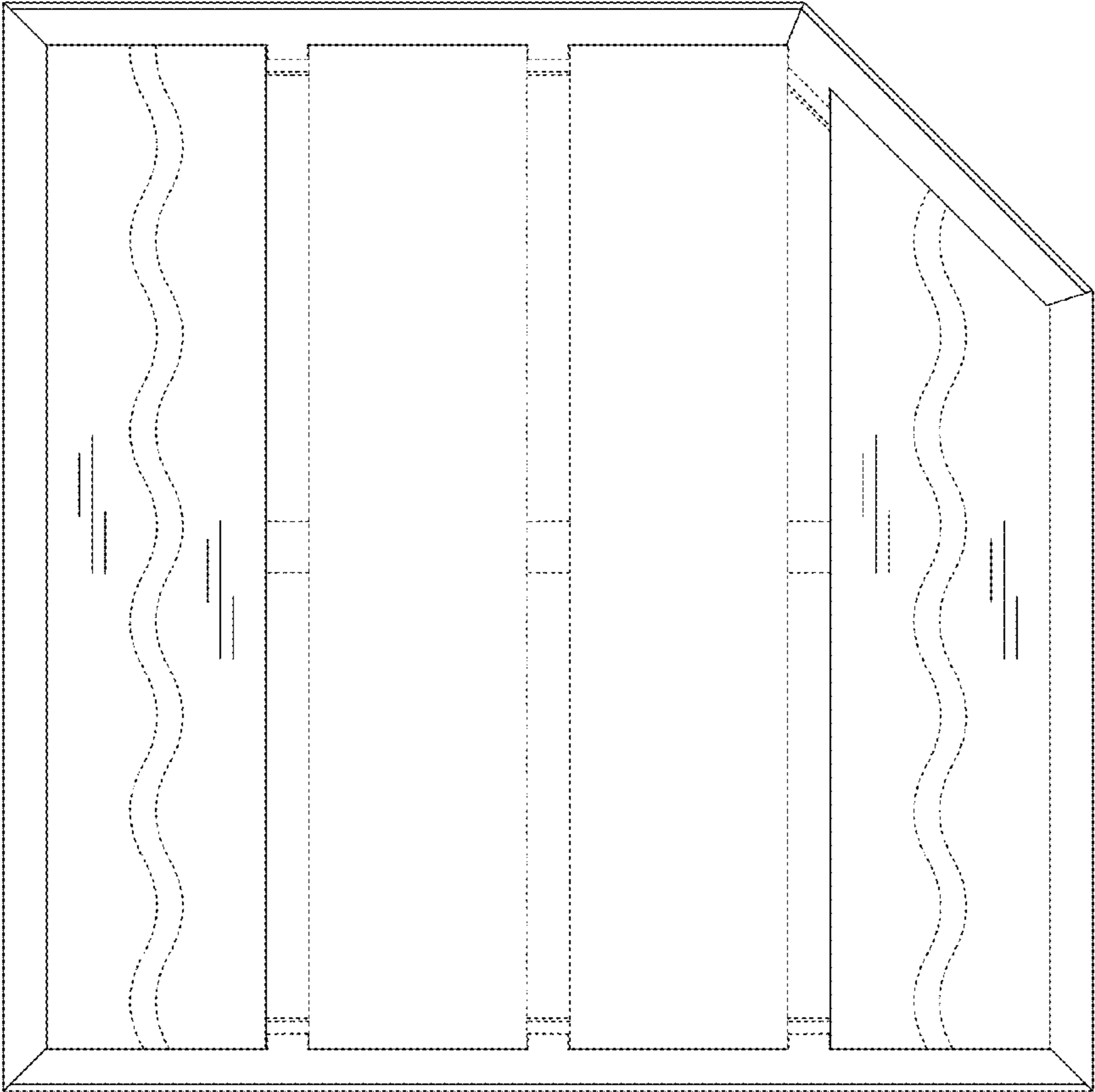


FIG. 12

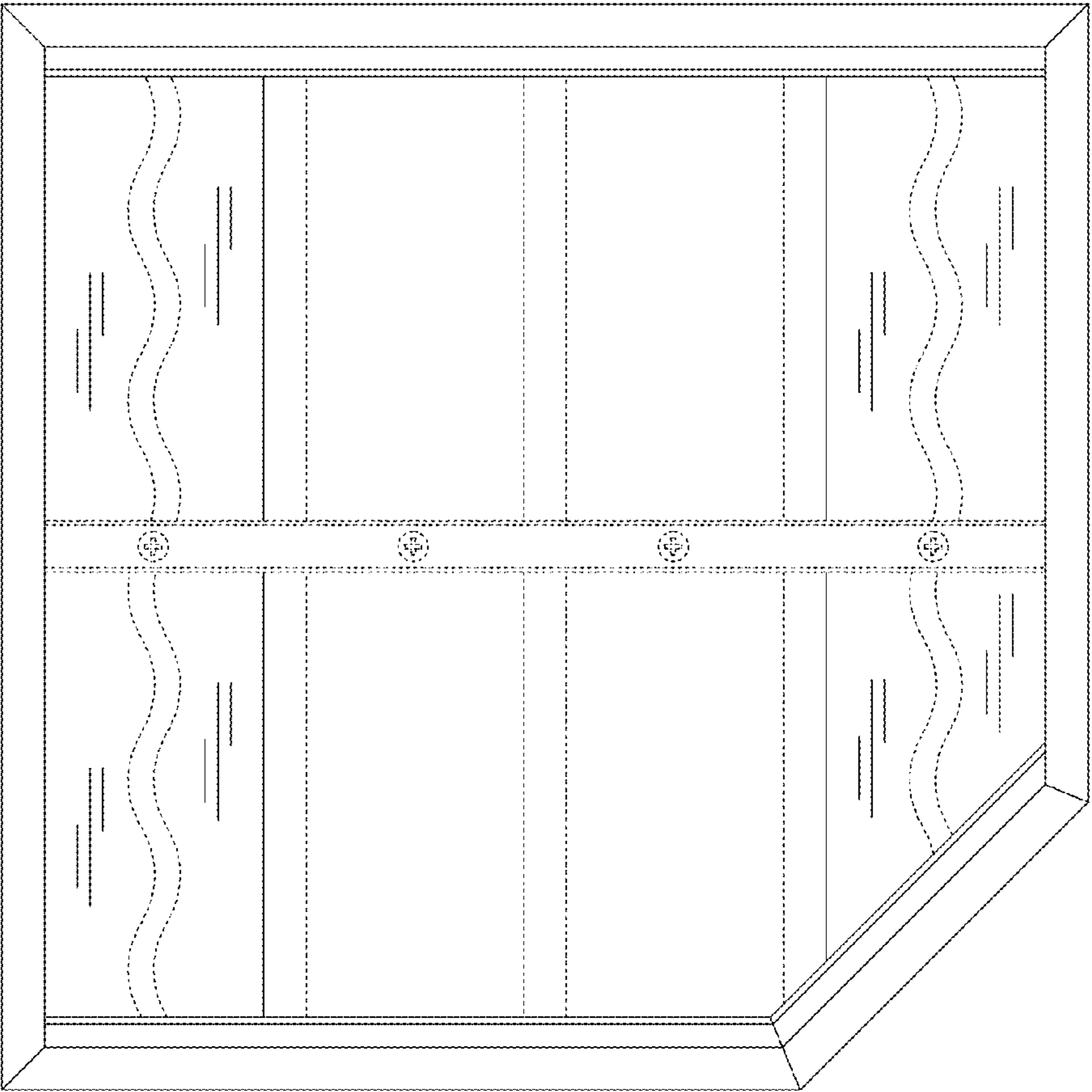


FIG. 13




FIG. 14