



US00D761593S

(12) **United States Design Patent**
Blay et al.

(10) **Patent No.:** **US D761,593 S**

(45) **Date of Patent:** **** Jul. 19, 2016**

(54) **PILLOW**

(71) Applicants: **Christopher Blay**, Warrington (GB);
Gavin Wynne, Warrington (GB)

(72) Inventors: **Christopher Blay**, Warrington (GB);
Gavin Wynne, Warrington (GB)

(**) Term: **14 Years**

(21) Appl. No.: **29/493,039**

(22) Filed: **Jun. 5, 2014**

(30) **Foreign Application Priority Data**

Dec. 18, 2013 (EM) 02372714-002

(51) **LOC (10) Cl.** **06-09**

(52) **U.S. Cl.**
USPC **D6/601**

(58) **Field of Classification Search**
USPC D6/595-601, 604-606; D24/183;
D1/104, 106, 126-128; D21/803, 804,
D21/808; D30/118, 119
CPC A47C 20/00; A47C 20/021; A47C 20/026;
A47C 20/027; A47C 7/021; A47G 9/10;
A47G 9/1027; A47G 9/1045; A47G 9/1054;
A47G 9/1063; A47G 9/1072; A47G 9/1081;
A47G 9/109

See application file for complete search history.

(56) **References Cited**

U.S. PATENT DOCUMENTS

4,255,824 A * 3/1981 Pertchik A47G 9/10
297/452.41

D279,727 S * 7/1985 Mitchell 446/27
D293,286 S * 12/1987 Alfer 5/653
D303,897 S * 10/1989 Phillips D6/597
D361,916 S * 9/1995 Walton D24/183
D370,585 S * 6/1996 Faithfull D2/631
D399,675 S * 10/1998 Ferris D6/601
D416,303 S * 11/1999 Sherwood D21/803
D417,714 S * 12/1999 Yeung D21/803
6,088,854 A * 7/2000 Brownrigg A47C 20/021
5/632
D530,136 S * 10/2006 Toth D6/601
D541,365 S * 4/2007 Peterson D21/803
D583,181 S * 12/2008 Denson-Willis D6/601

* cited by examiner

Primary Examiner — Mary Ann Calabrese

(74) *Attorney, Agent, or Firm* — Woodard Emhardt Moriarty
McNett & Henry LLP

(57) **CLAIM**

The ornamental design for a pillow, as shown and described.

DESCRIPTION

FIG. 1 is a perspective view of the pillow showing our new design;

FIG. 2 is a front elevational view thereof;

FIG. 3 is a rear elevational view thereof;


FIG. 4 is a left side elevational view thereof;

FIG. 5 is a right side elevational view thereof;

FIG. 6 is a top plan view thereof; and,

FIG. 7 is a bottom plan view thereof.

1 Claim, 6 Drawing Sheets



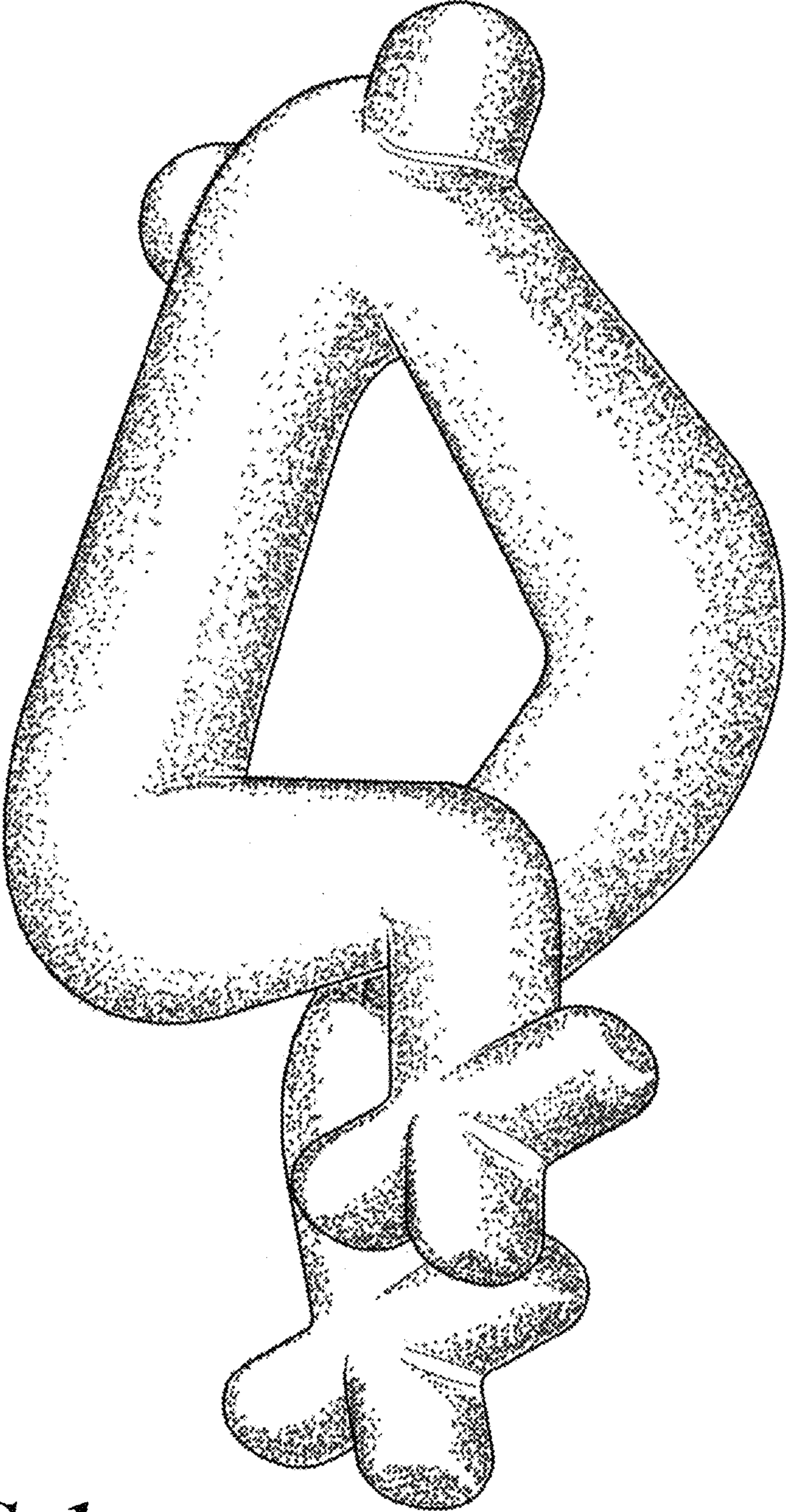


FIG. 1

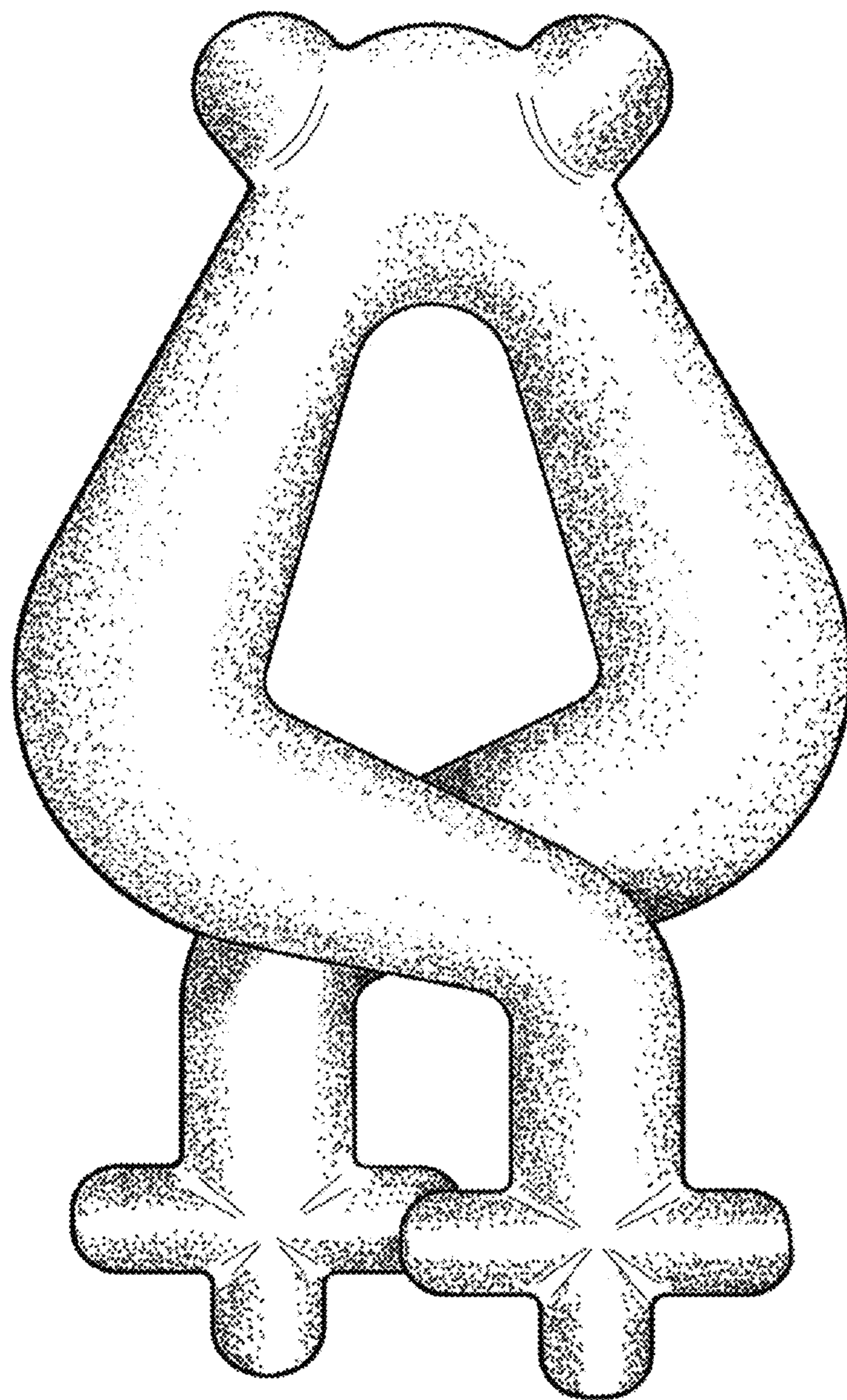


FIG. 2

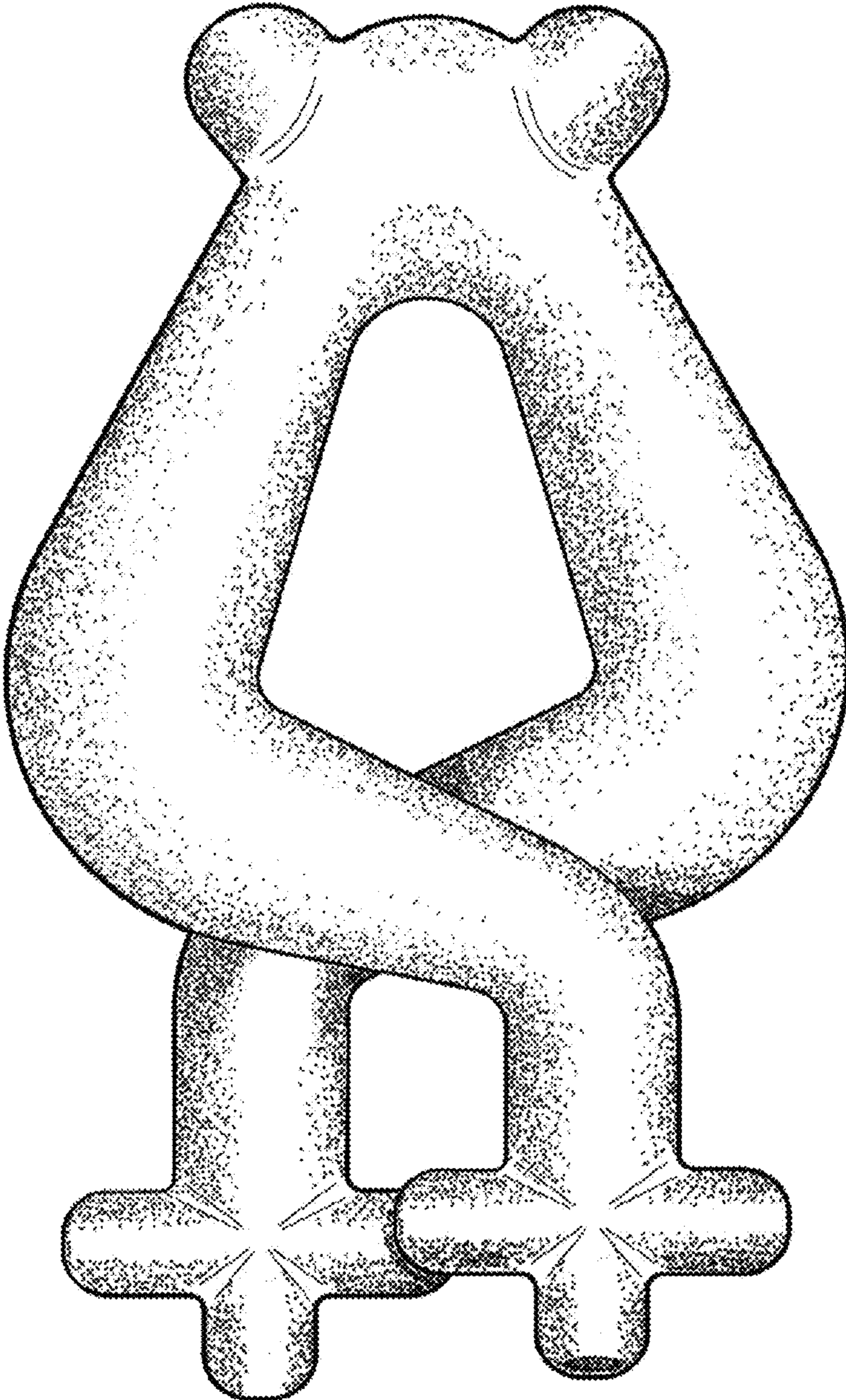


FIG. 3

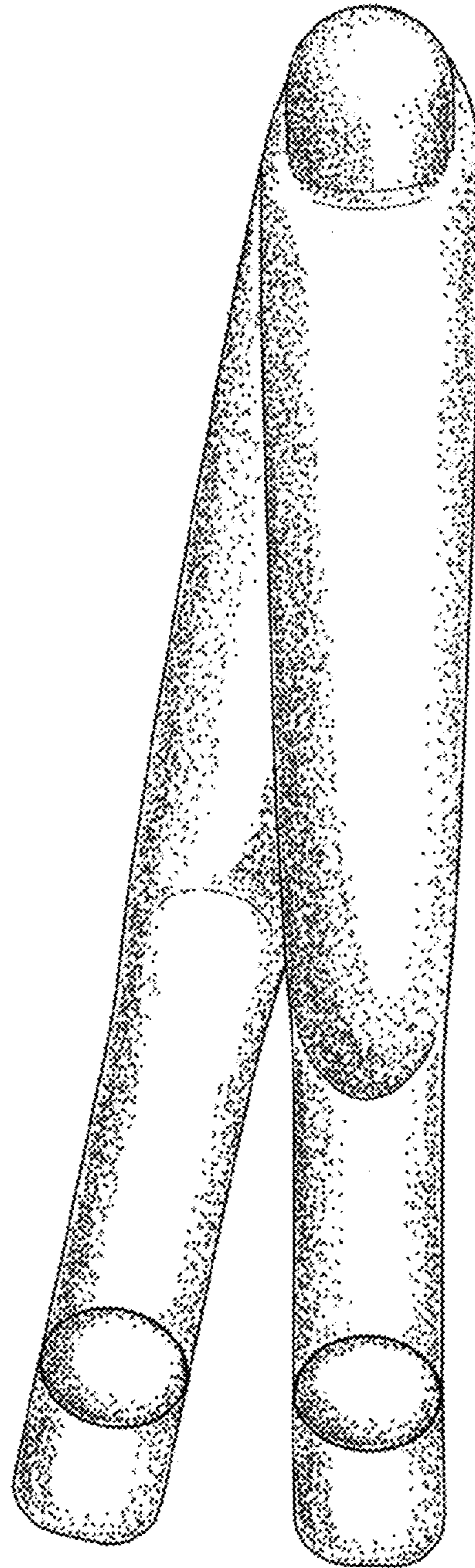


FIG. 4

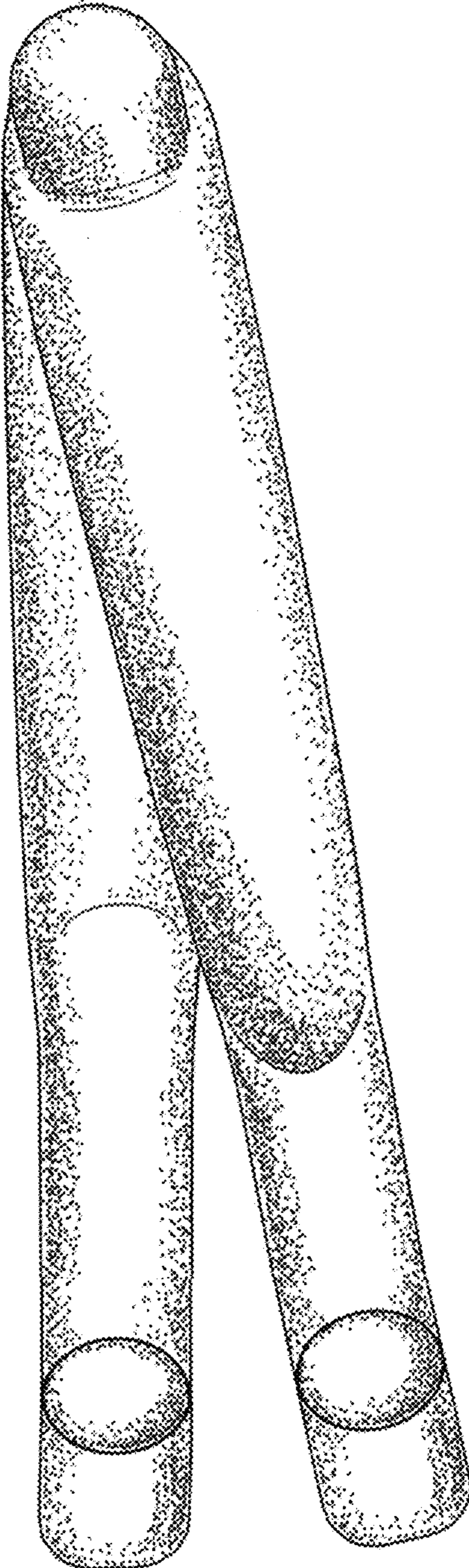


FIG. 5

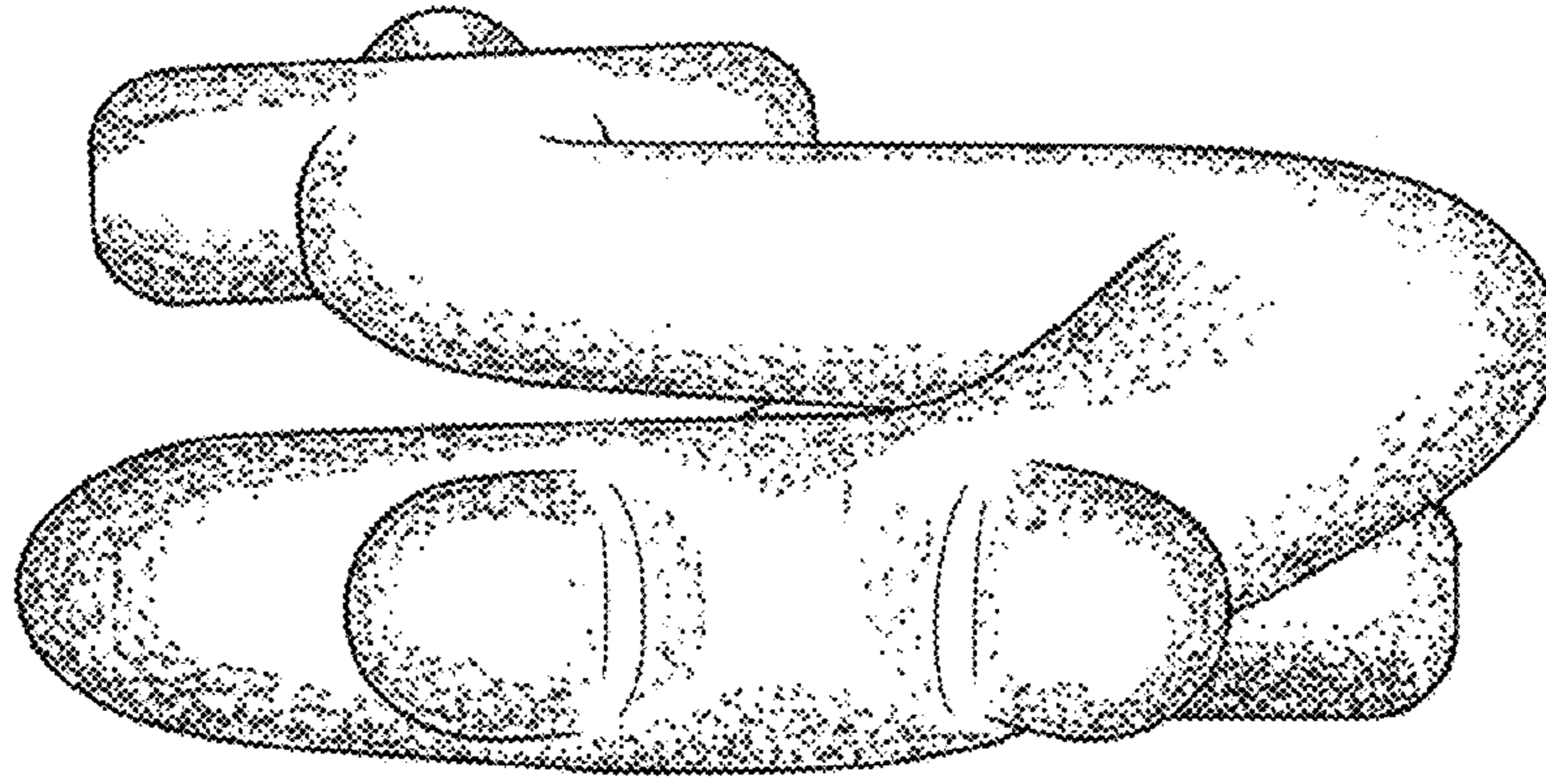


FIG. 6

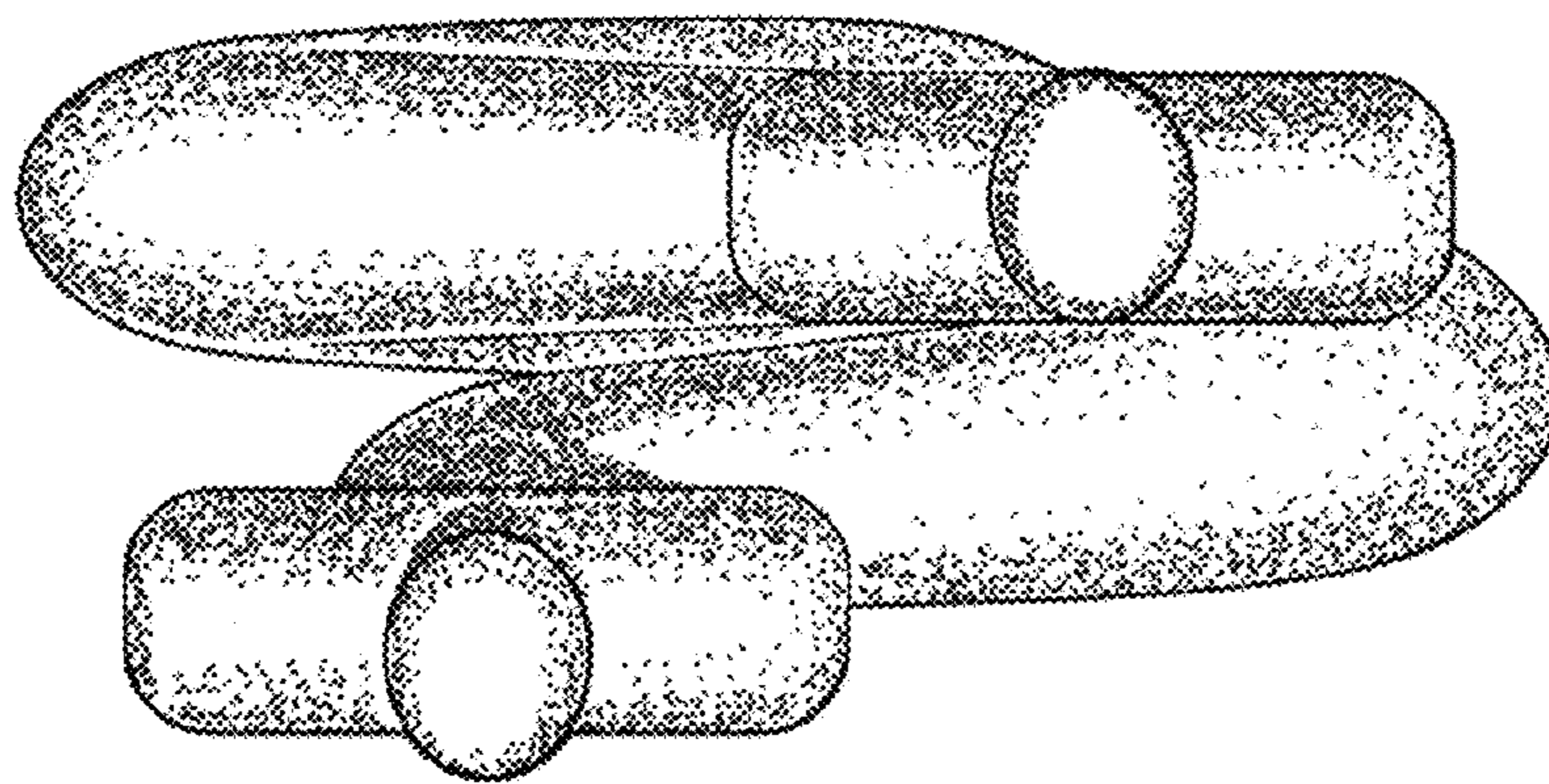


FIG. 7