



US00D761587S

(12) **United States Design Patent**
Harrington

(10) **Patent No.:** **US D761,587 S**
(45) **Date of Patent:** **** Jul. 19, 2016**

(54) **TOILET BRUSH HOLDER**

(71) Applicant: **Unger Marketing International, LLC**,
Bridgeport, CT (US)

(72) Inventor: **William Harrington**, Charlestown, RI
(US)

(73) Assignee: **UNGER MARKETING**
INTERNATIONAL, LLC, Bridgeport,
CT (US)

(**) Term: **14 Years**

(21) Appl. No.: **29/496,193**

(22) Filed: **Jul. 10, 2014**

(51) **LOC (10) CI.** **06-04**

(52) **U.S. CI.**
USPC **D6/551**

(58) **Field of Classification Search**
USPC D4/100, 102, 114, 117, 118, 121,
D4/130-136, 138; 15/21.1, 143.1, 145,
15/159.1, 160, 186-188; 132/120, 142,
132/313; D8/80, 83, 94, 107, 300; D32/40,
D32/42, 46, 49, 51, 52; D6/524, 551
CPC A45D 24/14; A45D 24/16; A46B 3/005;
A46B 5/00; A46B 5/02; A46B 5/021; A46B
9/02; A46B 9/021; A46B 9/023; A46B
13/001; A46B 13/008; A46B 15/0055; A46B
15/0081; A46B 15/0087; A46B 17/02; A46B
2200/30; A46B 2200/104; A46B 2200/106;
A46B 2200/202; A46B 2200/205; A46B
2200/207; A46B 2200/304; A46B 2200/1006;
A46B 2200/1046; A46B 2200/1053; A46B
2200/3006; A46B 2200/3033; A46B
2200/3093

See application file for complete search history.

(56) **References Cited**

U.S. PATENT DOCUMENTS

D272,874 S *	3/1984	Cohen	D4/116
D448,176 S *	9/2001	Petner	D4/119
D468,539 S *	1/2003	Petner	D4/119
D482,920 S *	12/2003	Libman	D6/551
D498,626 S *	11/2004	Thomas	D6/524
D574,116 S *	7/2008	Yang	D32/14
D630,034 S *	1/2011	Raven	D6/524
D647,703 S *	11/2011	Li	D4/128
D690,959 S *	10/2013	Yang	D6/524
D694,018 S *	11/2013	Williams	D4/128
D709,713 S *	7/2014	Yang	D6/524

* cited by examiner

Primary Examiner — Keli L Hill

(74) *Attorney, Agent, or Firm* — Ohlandt, Greeley, Ruggiro
& Perle, LLP

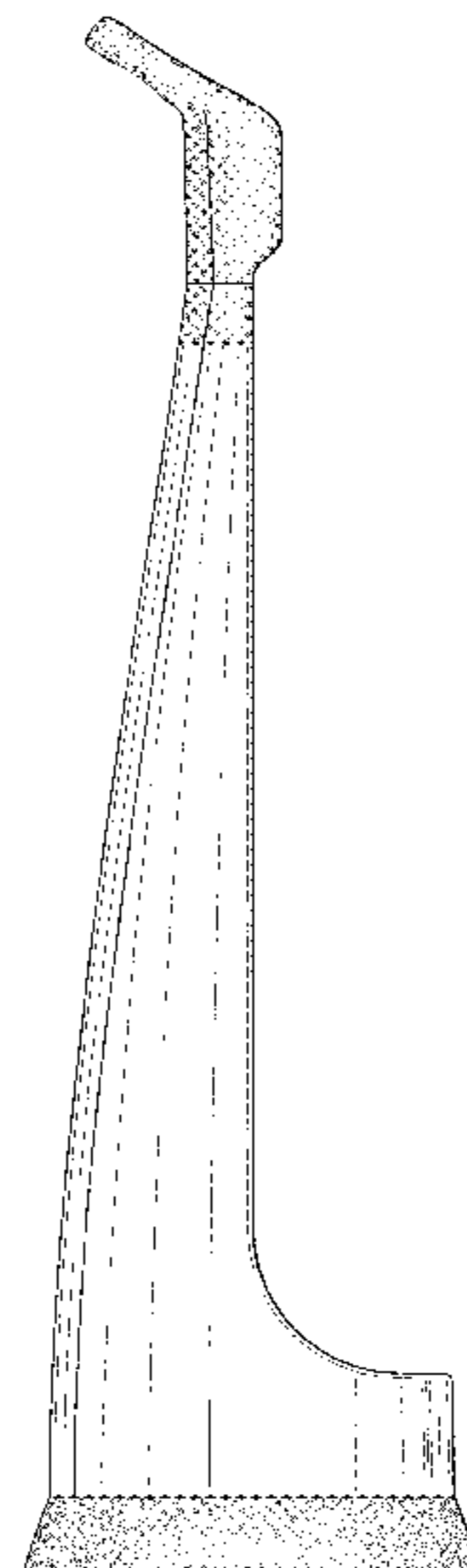
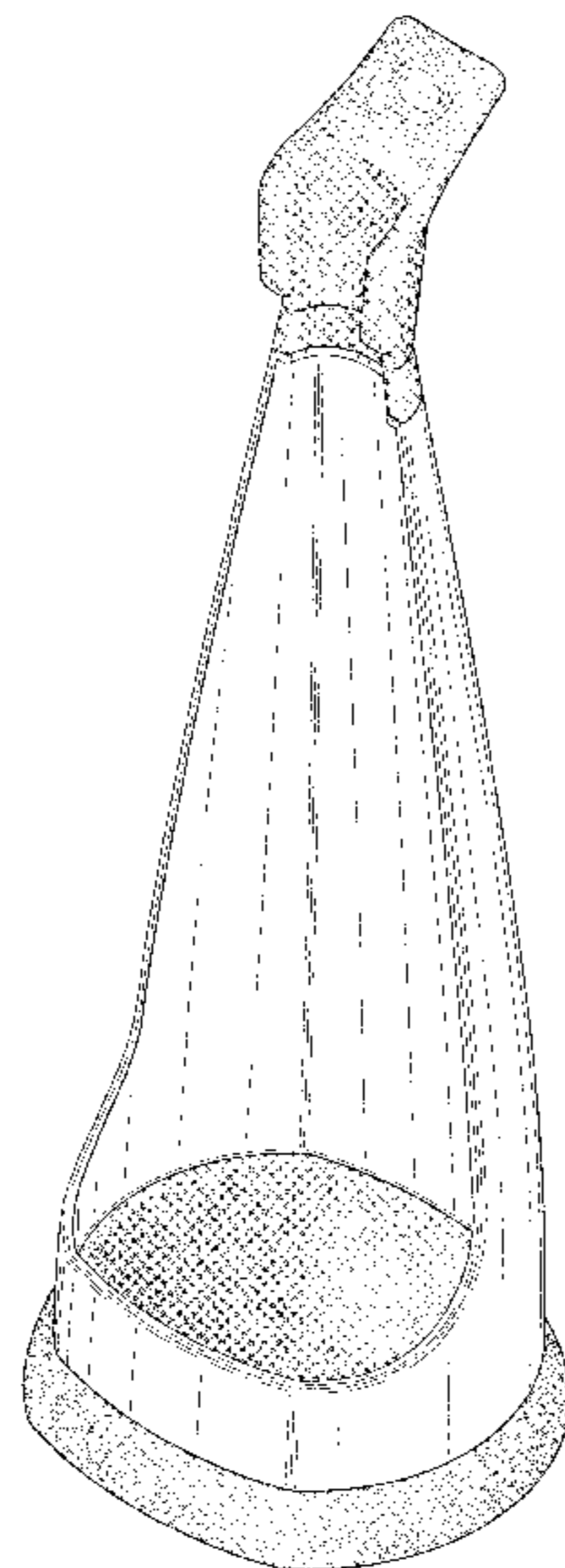
(57) **CLAIM**

The ornamental design for the toilet brush holder, as shown
and described.

DESCRIPTION

FIG. 1 is a top, front perspective view of a toilet brush holder
according to the present disclosure;
FIG. 2 is a first side view of the toilet brush holder of FIG. 1;
FIG. 3 is a front view of the toilet brush holder of FIG. 1;
FIG. 4 is a second, opposite side view of the toilet brush
holder of FIG. 1;
FIG. 5 is a back view of the toilet brush holder of FIG. 1;
FIG. 6 is a bottom view of the toilet brush holder of FIG. 1;
and,
FIG. 7 is a top view of the toilet brush holder of FIG. 1.
The broken lines in the drawings illustrating environmental
structure or boundaries that form no part of the claimed
design.

1 Claim, 6 Drawing Sheets



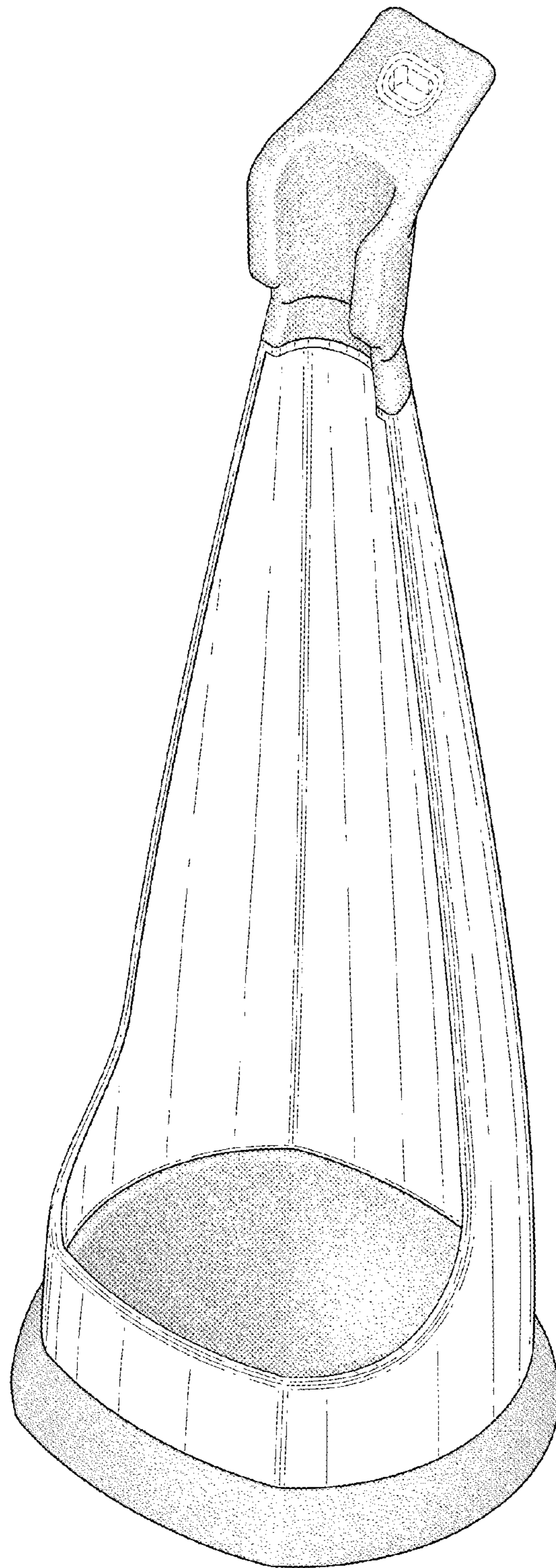


FIG. 1

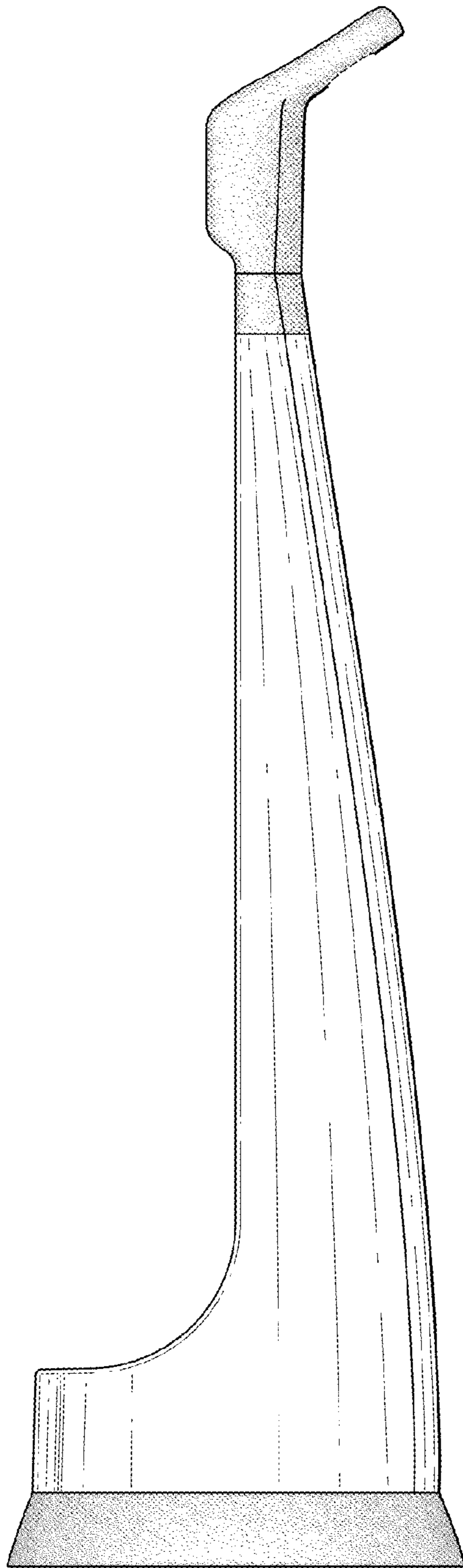


FIG. 2

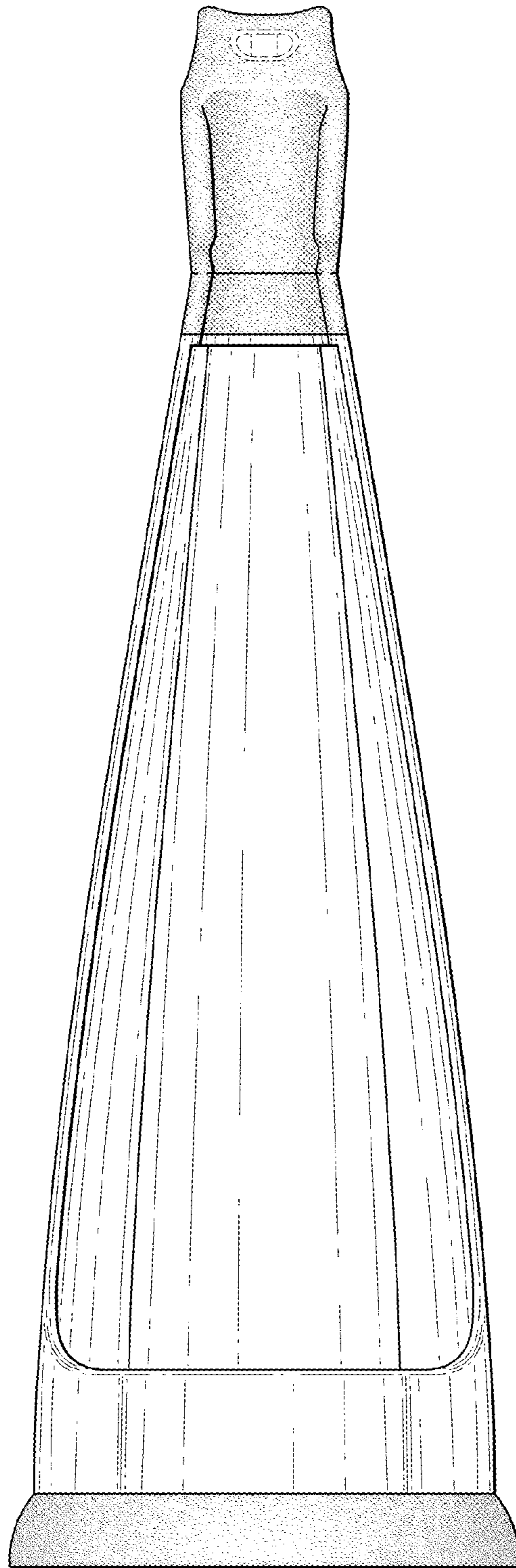


FIG. 3

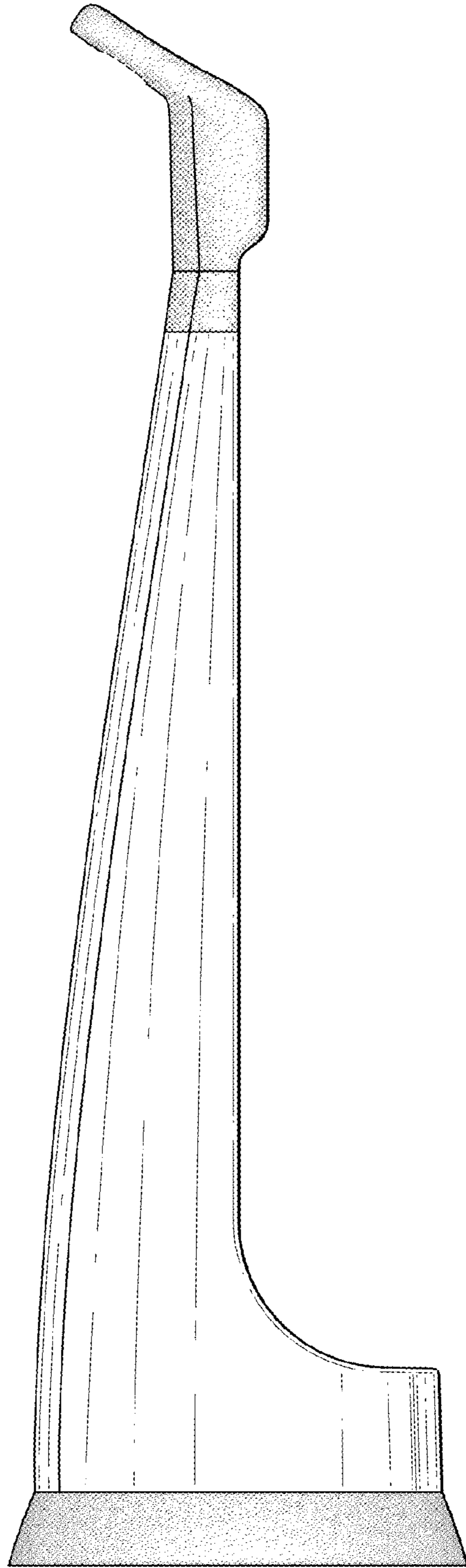


FIG. 4

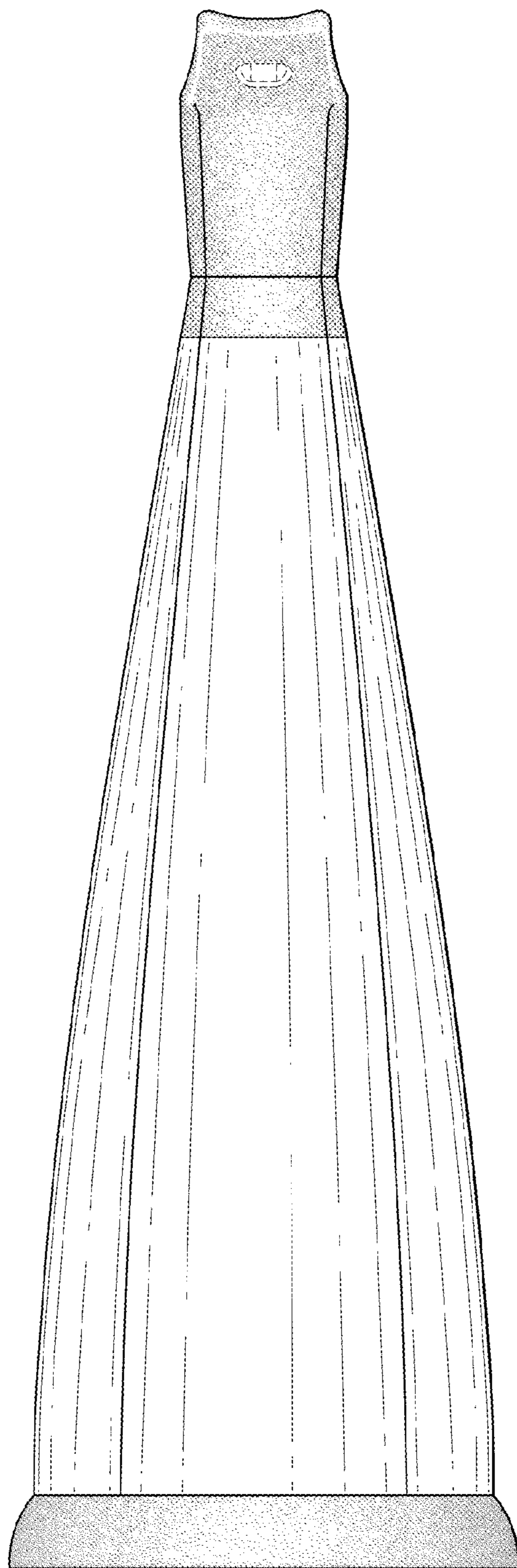


FIG. 5

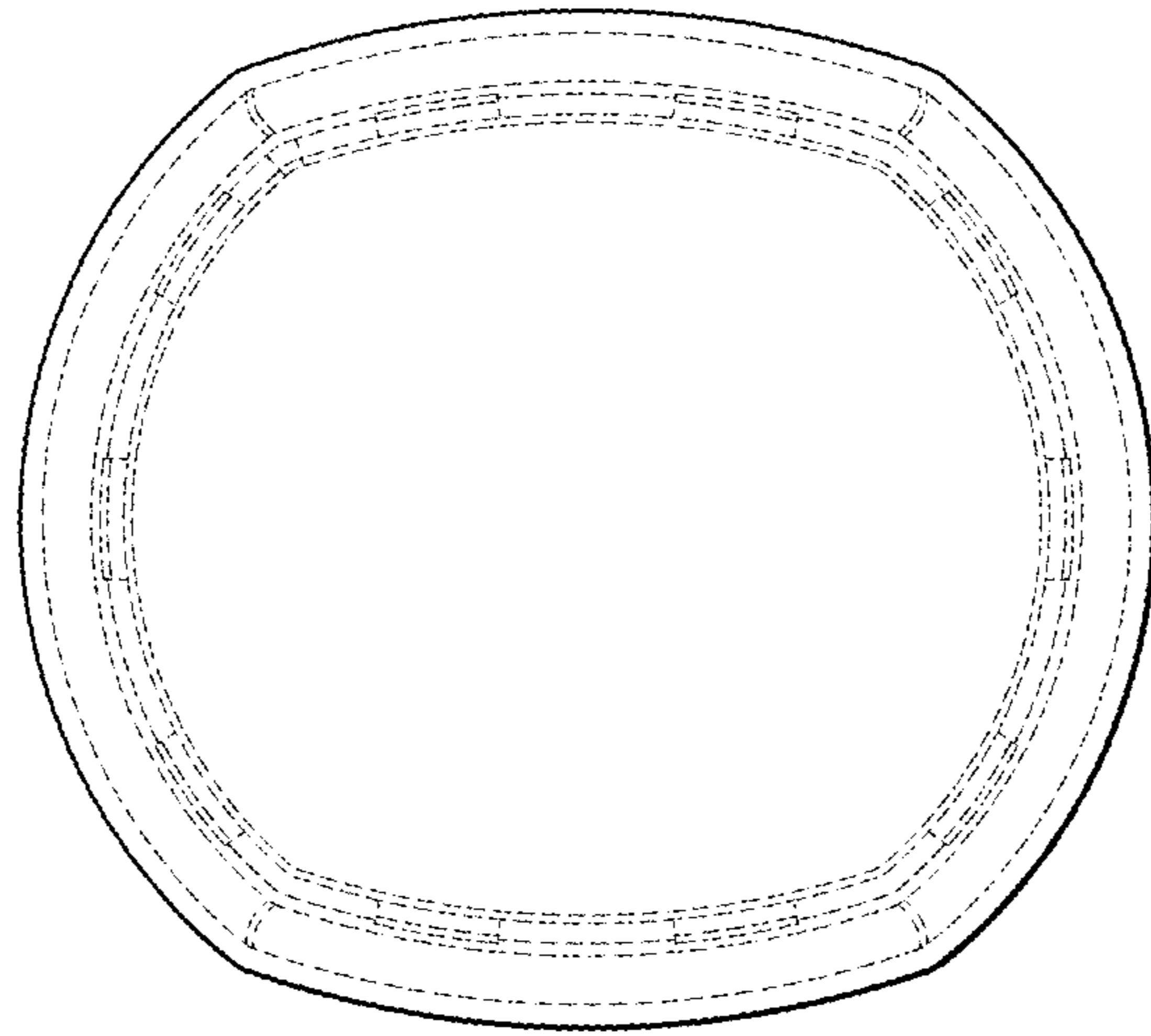


FIG. 6

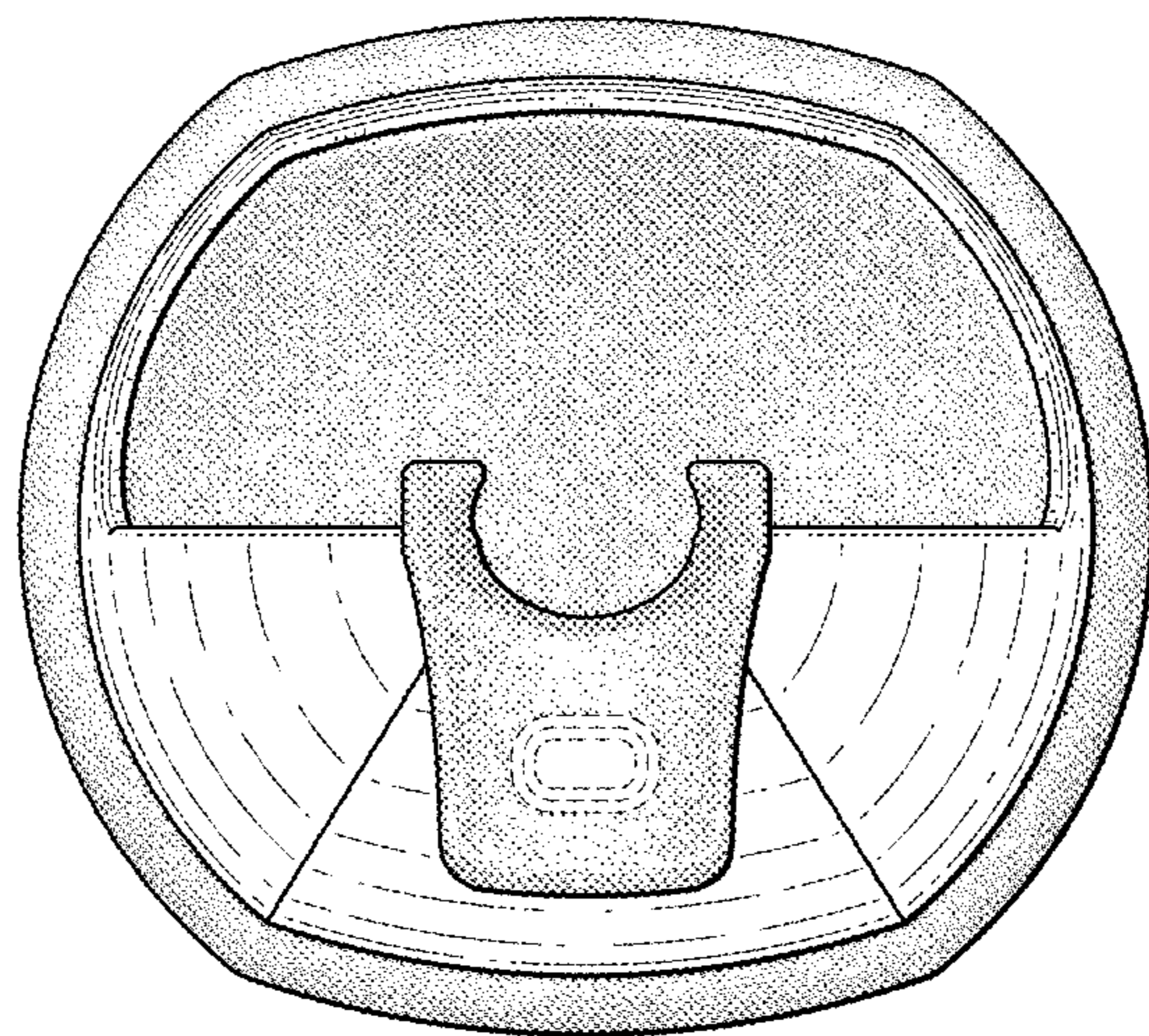


FIG. 7