



US00D761580S

(12) **United States Design Patent**  
**Frankel et al.**

(10) **Patent No.:** **US D761,580 S**  
(45) **Date of Patent:** **\*\* Jul. 19, 2016**

- (54) **ELASTIC BELT CHAIR**
- (71) Applicant: **Zenithen USA LLC**, Diamond Bar, CA (US)
- (72) Inventors: **Andrew David Frankel**, Yorba Linda, CA (US); **Shi-Ping Zheng**, Fuzhou (CN); **Tian-Xia Zheng**, Fujian (CN)
- (73) Assignee: **Zenithen USA LLC**, Diamond Bar, CA (US)
- (\*\*) Term: **14 Years**
- (21) Appl. No.: **29/526,181**
- (22) Filed: **May 7, 2015**
- (51) **LOC (10) Cl.** ..... **06-01**
- (52) **U.S. Cl.**  
USPC ..... **D6/368**
- (58) **Field of Classification Search**  
USPC ..... D6/334-336, 368, 370, 371, 373, 375, D6/379, 380, 716, 716.1, 716.2, 716.3, D6/716.4  
CPC ..... A47C 3/12; A47C 4/00; A47C 4/28; A47C 4/42; A47C 4/44; A47C 4/48; A47C 4/50; A47C 5/04; A47C 5/10  
See application file for complete search history.

6,877,814	B2 *	4/2005	Lin	.....	A47C 5/10 297/440.1
6,938,951	B1 *	9/2005	Tseng	.....	A47C 4/48 297/58
7,000,983	B1 *	2/2006	Tsai	.....	A47C 4/50 297/56
D555,378	S *	11/2007	Tsai	.....	D6/368
D608,104	S *	1/2010	Vonnegut	.....	D6/370
8,801,090	B2 *	8/2014	Akkad	.....	A47C 4/48 297/46
D718,549	S *	12/2014	Akkad	.....	D6/368
2003/0234561	A1 *	12/2003	Zheng	.....	A47C 5/10 297/45
2004/0245810	A1 *	12/2004	Tseng	.....	A47C 4/50 297/56
2007/0187998	A1 *	8/2007	Chen	.....	A47C 4/44 297/45
2010/0164256	A1 *	7/2010	Salisbury	.....	A47C 4/28 297/16.2

\* cited by examiner

*Primary Examiner* — Mimoso De

(74) *Attorney, Agent, or Firm* — Merek, Blackmon & Voorhees, LLC

(57) **CLAIM**

The ornamental design for an elastic belt chair, as shown and described.

**DESCRIPTION**

FIG. 1 is a front elevational view of a first embodiment of our elastic belt chair;  
 FIG. 2 is a right side perspective view of the elastic belt chair shown in FIG. 1, with the left side perspective view being a mirror image thereof;  
 FIG. 3 is a right side elevational view of the elastic belt chair, with the left side elevational view being a mirror image thereof;  
 FIG. 4 is a rear elevational view of the elastic belt chair;  
 FIG. 5 is a bottom plan view of the elastic belt chair; and,  
 FIG. 6 is a top plan view of the elastic belt chair.

**1 Claim, 6 Drawing Sheets**

(56) **References Cited**

**U.S. PATENT DOCUMENTS**

D224,635	S *	8/1972	Yuenger	.....	D6/370
3,694,030	A *	9/1972	Grosfillex	.....	A47C 3/12 297/452.14
D292,048	S *	9/1987	Shaffer	.....	D6/370
D338,114	S *	8/1993	Morin	.....	D6/370
D417,104	S *	11/1999	Chalmers	.....	D6/370
5,976,664	A *	11/1999	Lohmeyer	.....	A47C 3/12 297/445.1
D475,860	S *	6/2003	Yang	.....	D6/367
D499,258	S *	12/2004	Tseng	.....	D6/368

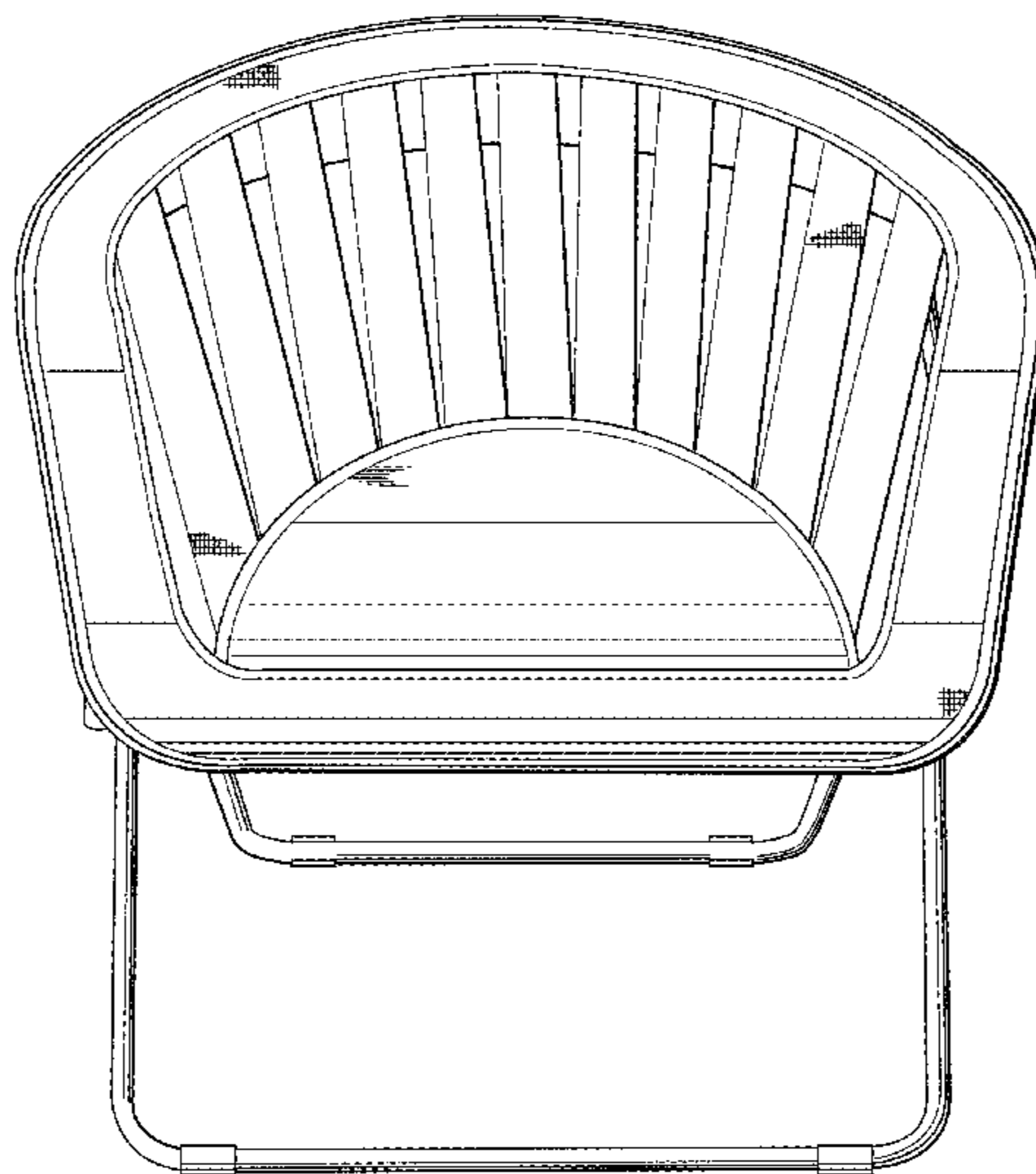


Fig. 1

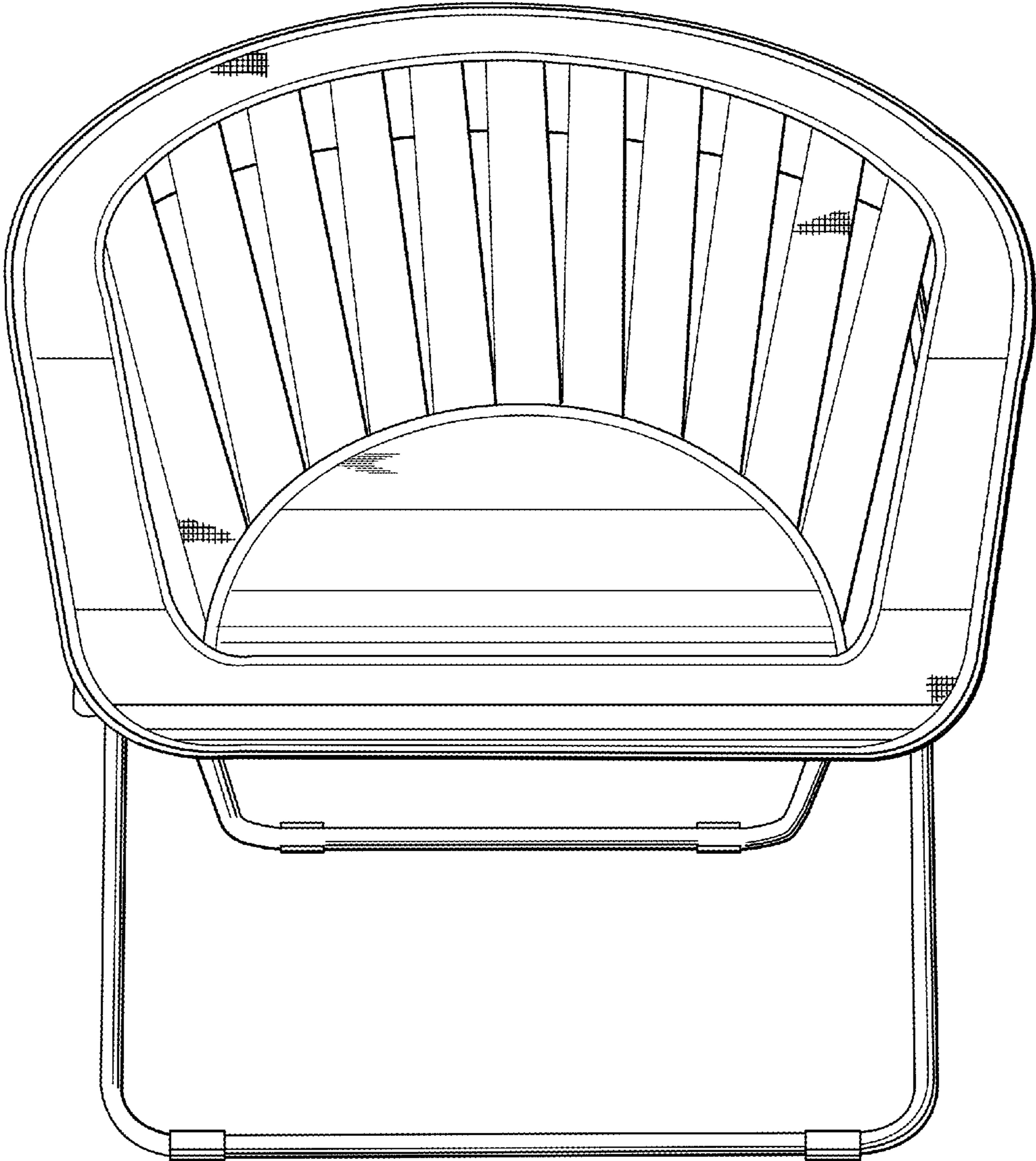


Fig. 2





Fig. 3

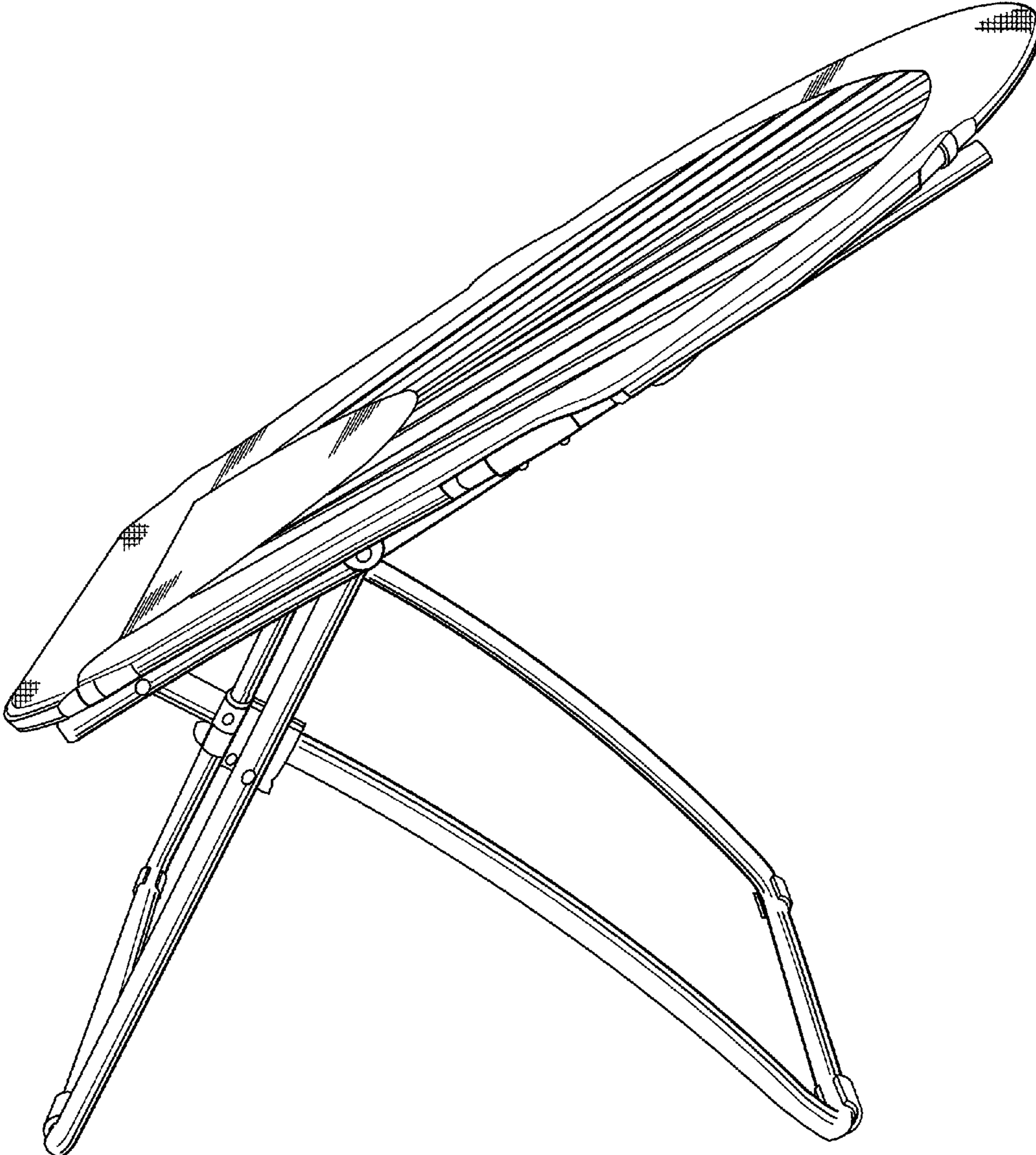


Fig. 4




Fig. 5

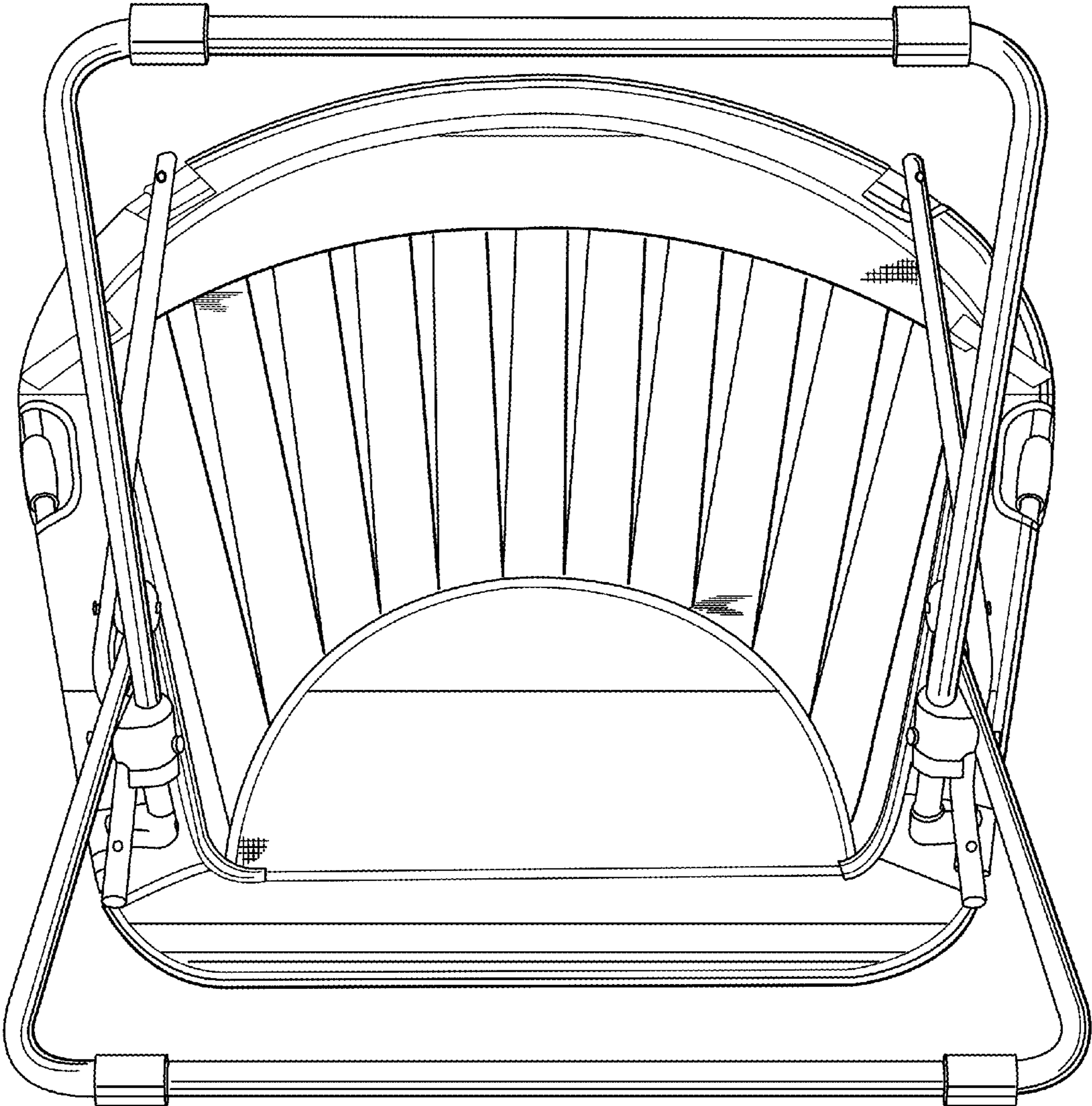


Fig. 6

