



US00D761551S

(12) **United States Design Patent**
Stueckemann et al.

(10) **Patent No.:** **US D761,551 S**
(45) **Date of Patent:** **** Jul. 19, 2016**

- (54) **MEDICATION CONTAINER**
- (71) Applicants: **Peter C. Stueckemann**, Libertyville, IL (US); **Max Bock-Aronson**, Minneapolis, MN (US); **Christopher Alan Harris**, Madison, WI (US)
- (72) Inventors: **Peter C. Stueckemann**, Libertyville, IL (US); **Max Bock-Aronson**, Minneapolis, MN (US); **Christopher Alan Harris**, Madison, WI (US)

- D565,823 S * 4/2008 Hendricks D34/1
- D569,720 S * 5/2008 Lablaine D9/420
- D571,197 S * 6/2008 Sanfilippo D9/420
- D578,385 S * 10/2008 Ancona D9/423
- D580,120 S * 11/2008 Lin D34/7
- D580,613 S * 11/2008 Yang D34/7
- D583,561 S * 12/2008 Krusenstjerna D3/298
- D634,911 S * 3/2011 Yang D34/7
- D663,945 S * 7/2012 Bouskill D3/203.1
- 8,231,024 B2 * 7/2012 Sanfilippo B65B 1/02
220/6
- D675,803 S * 2/2013 Yang D34/7

(Continued)

- (73) Assignee: **ABBVIE BIOTECHNOLOGY LTD.**, Hamilton (BM)

FOREIGN PATENT DOCUMENTS

- (**) Term: **14 Years**

- CH 000128525-0010 5/2004
- CH 000128525-0011 5/2004

(Continued)

- (21) Appl. No.: **29/525,610**
- (22) Filed: **Apr. 30, 2015**
- (51) **LOC (10) Cl.** **03-01**
- (52) **U.S. Cl.**
USPC **D3/203.1**
- (58) **Field of Classification Search**
USPC D3/276, 201, 203.1, 203.6, 203.7, 204;
D34/1, 7; D6/667, 668, 517; D9/720
CPC A47G 19/2216; A47G 19/2272; B42F
17/02; A47F 7/03; A24F 15/12; B65D 51/28;
B65D 1/04; B65D 77/24; B65D 85/1045;
A61J 1/03; A61J 7/0046
See application file for complete search history.

Primary Examiner — John Windmuller

Assistant Examiner — Steven Czyz

(74) *Attorney, Agent, or Firm* — McAndrews, Held & Malloy, Ltd.

(57) **CLAIM**

The ornamental design for a medication container, as shown and described.

DESCRIPTION

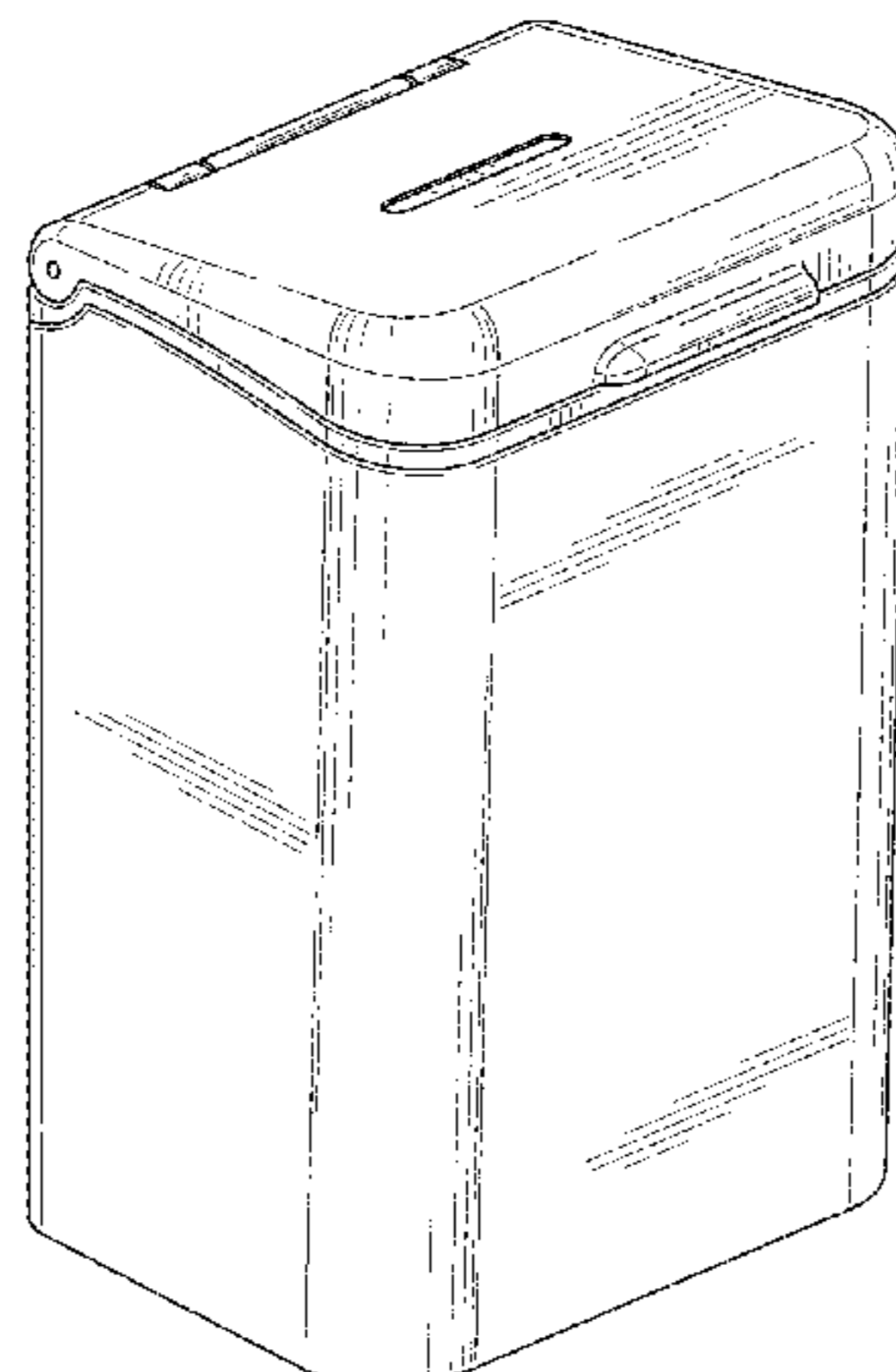
FIG. 1 is a top, front, left side perspective view of a medication container showing my new design;
 FIG. 2 is a front elevational view thereof;
 FIG. 3 is a rear elevational view thereof;
 FIG. 4 is a right side elevational view thereof;
 FIG. 5 is a left side elevational view thereof;
 FIG. 6 is a top plan view thereof;
 FIG. 7 is a bottom plan view thereof;
 FIG. 8 is a bottom, rear, right side perspective view thereof;
 and,
 FIG. 9 is a top, front, left side perspective view shown in an alternate state.
 The broken lines depict portions of the article that form no part of the claimed design.

1 Claim, 7 Drawing Sheets

(56) **References Cited**

U.S. PATENT DOCUMENTS

- 5,065,887 A * 11/1991 Schuh B65D 43/164
206/205
- D386,001 S * 11/1997 Saffran D9/423
- D463,276 S * 9/2002 Piscopo D9/420
- D463,907 S * 10/2002 Lemoine D3/205
- D464,791 S * 10/2002 Lemoine D3/205
- D512,830 S * 12/2005 Higgins D3/203.1
- D537,244 S * 2/2007 Danechi D3/205
- D546,016 S * 7/2007 Boll D34/9
- D549,093 S * 8/2007 Weakland D9/420
- D561,989 S * 2/2008 Jones D3/201



US D761,551 S

Page 2

(56)

References Cited

U.S. PATENT DOCUMENTS

D675,918 S * 2/2013 Holford D9/423
D676,741 S * 2/2013 van Landsveld D9/423
D678,057 S * 3/2013 Holford D9/423
D681,445 S * 5/2013 van Landsveld D9/423
D725,860 S * 3/2015 Spivey D34/7
D748,468 S * 2/2016 Angeloni D9/420
2002/0121449 A1* 9/2002 Bowie A46B 17/02
206/362
2009/0050495 A1* 2/2009 Marcus A61J 1/03
206/217

FOREIGN PATENT DOCUMENTS

CH 000128525-0017 5/2004
CH 000128525-0020 5/2004

CH 000128525-0021 5/2004
CH 001299531-0005 7/2013
FI 002162628-0006 10/2013
FI 002162628-0007 10/2013
FI 002162628-0008 10/2013
GB 000772389-0001 10/2007
WO WO-D031633-001 2/1995
WO WO-D050310 12/1999
WO WO-D050206 3/2000
WO WO-D057942 12/2001
WO WO-D060304 7/2002
WO WO-D070635 3/2011
WO WO-D072729 2/2012
WO WO-D070585 7/2015

* cited by examiner




FIG. 1




FIG. 2




FIG. 3




FIG. 4




FIG. 5

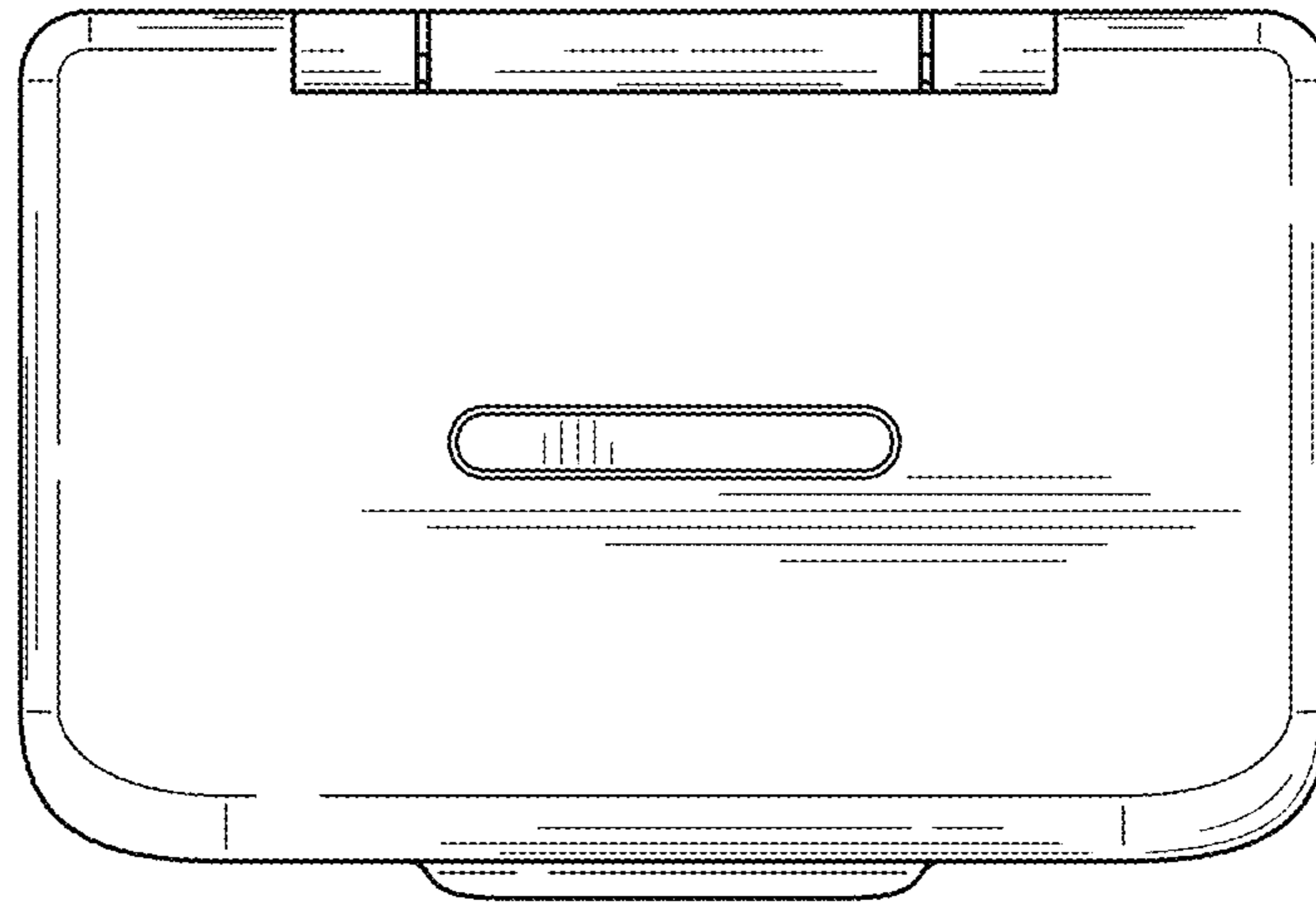


FIG. 6

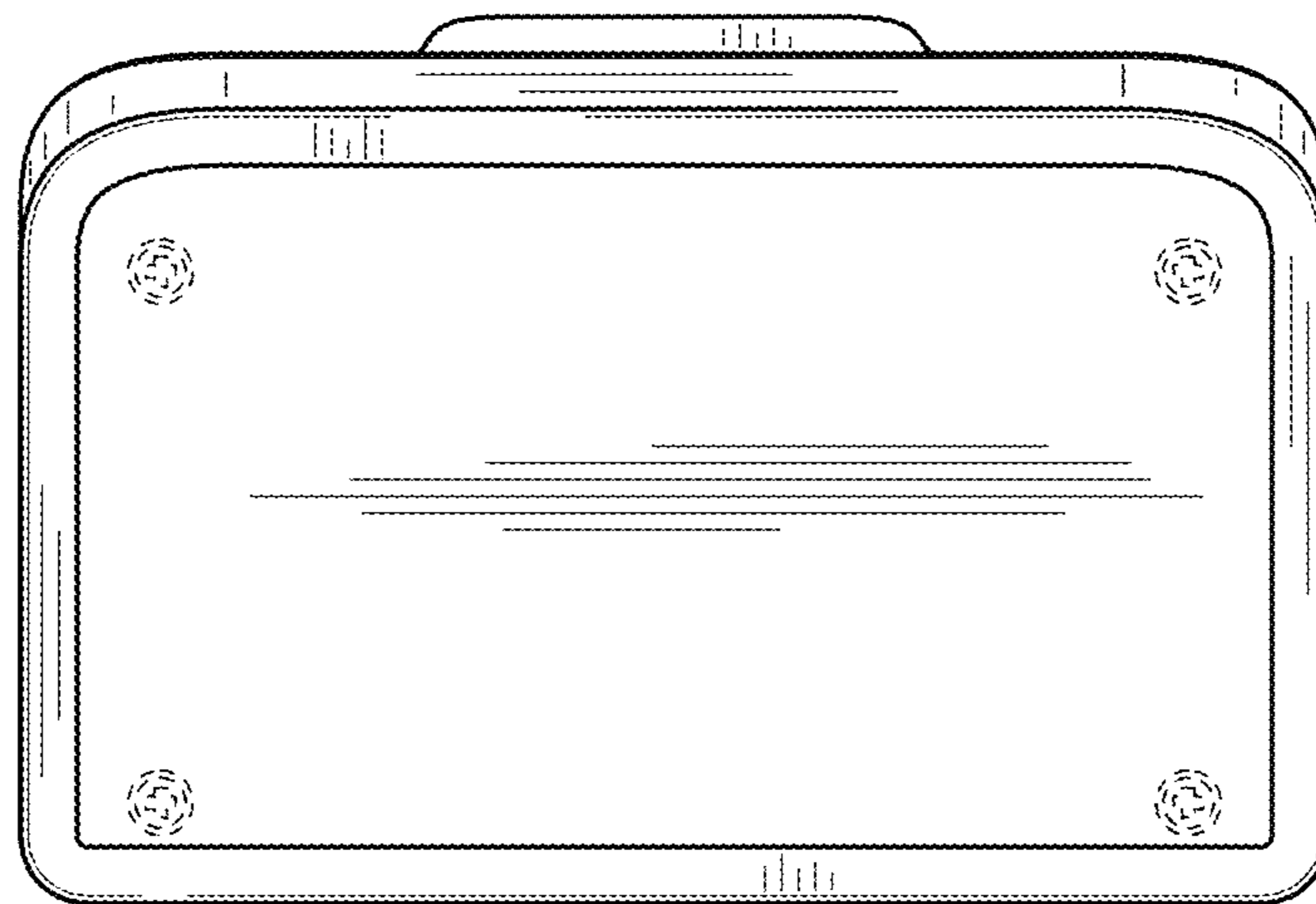


FIG. 7




FIG. 8

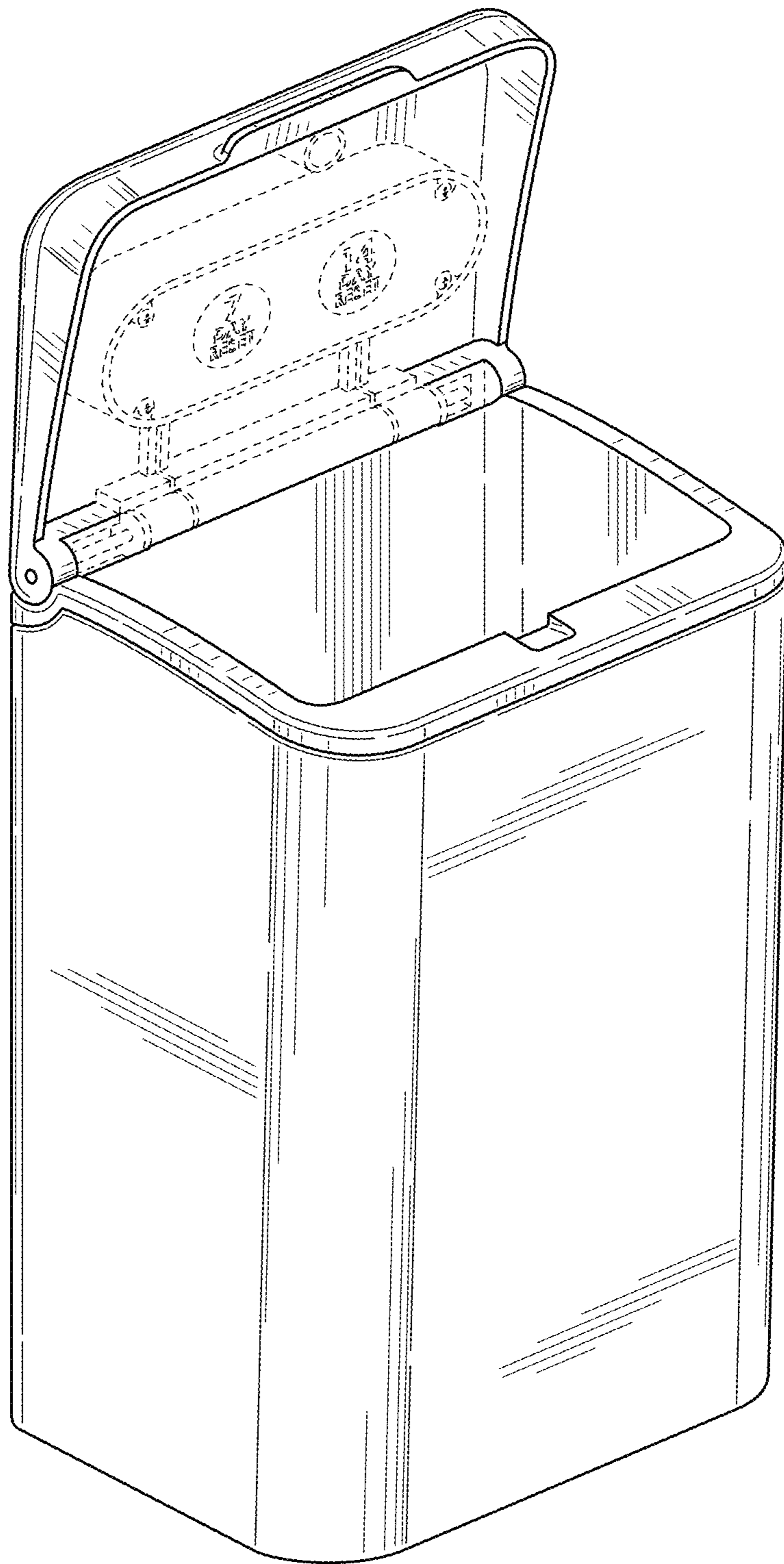


FIG. 9