



US00D761546S

(12) **United States Design Patent**
Issler

(10) **Patent No.:** **US D761,546 S**
(45) **Date of Patent:** **** Jul. 19, 2016**

(54) **UPPER FOR A SHOE**

(71) Applicant: **David C. Issler**, Andover, MA (US)

(72) Inventor: **David C. Issler**, Andover, MA (US)

(73) Assignee: **Columbia Insurance Company**,
Omaha, NE (US)

(**) Term: **14 Years**

(21) Appl. No.: **29/519,088**

(22) Filed: **Mar. 2, 2015**

(51) **LOC (10) Cl.** **02-99**

(52) **U.S. Cl.**
USPC **D2/971**

(58) **Field of Classification Search**
USPC D2/896, 925-942, 969, 971
CPC A43B 21/00; A43B 21/02; A43B 21/06;
A43B 9/14; A43B 1/0045; A43B 13/10;
A43B 13/12; A43B 23/06; A43B 23/07;
A43B 1/0036; A43B 5/12

See application file for complete search history.

D99,357 S * 4/1936 Liberty D2/932
D99,809 S * 5/1936 Hyatt D2/934
D99,830 S * 5/1936 Shapiro D2/934
D103,301 S * 2/1937 Borda D2/934
D104,469 S * 5/1937 Perugia D2/911
D104,964 S * 6/1937 Doucette D2/935
7,685,739 B2 * 3/2010 Aveni A43B 5/12
36/100
D662,306 S * 6/2012 Issler D2/971
D730,029 S * 5/2015 Issler D2/933
D730,635 S * 6/2015 Lin D2/939
D744,730 S * 12/2015 Kirkwood D2/923

* cited by examiner

Primary Examiner — Dominic Simone

(74) *Attorney, Agent, or Firm* — IP Attorneys Group, LLC

(57) **CLAIM**

The ornamental design for an upper for a shoe, as shown and described.

DESCRIPTION

FIG. 1 is a perspective view of an upper for a shoe, in accordance with my new design;
FIG. 2 is a top view thereof;
FIG. 3 is a right view thereof;
FIG. 4 is a left view thereof;
FIG. 5 is a front view thereof; and,
FIG. 6 is a rear view thereof.

The broken lines shown in all of the figures are for environmental purposes and form no part of the claim.

1 Claim, 6 Drawing Sheets

(56) **References Cited**

U.S. PATENT DOCUMENTS

D95,097 S * 4/1935 Weidner D2/971
D96,693 S * 8/1935 Phifer D2/933
D96,995 S * 9/1935 Meyer D2/929
D98,377 S * 1/1936 Turiansky D2/938
D98,953 S * 3/1936 Margolin D2/930
D99,145 S * 3/1936 Turiansky D2/929





FIG. 1

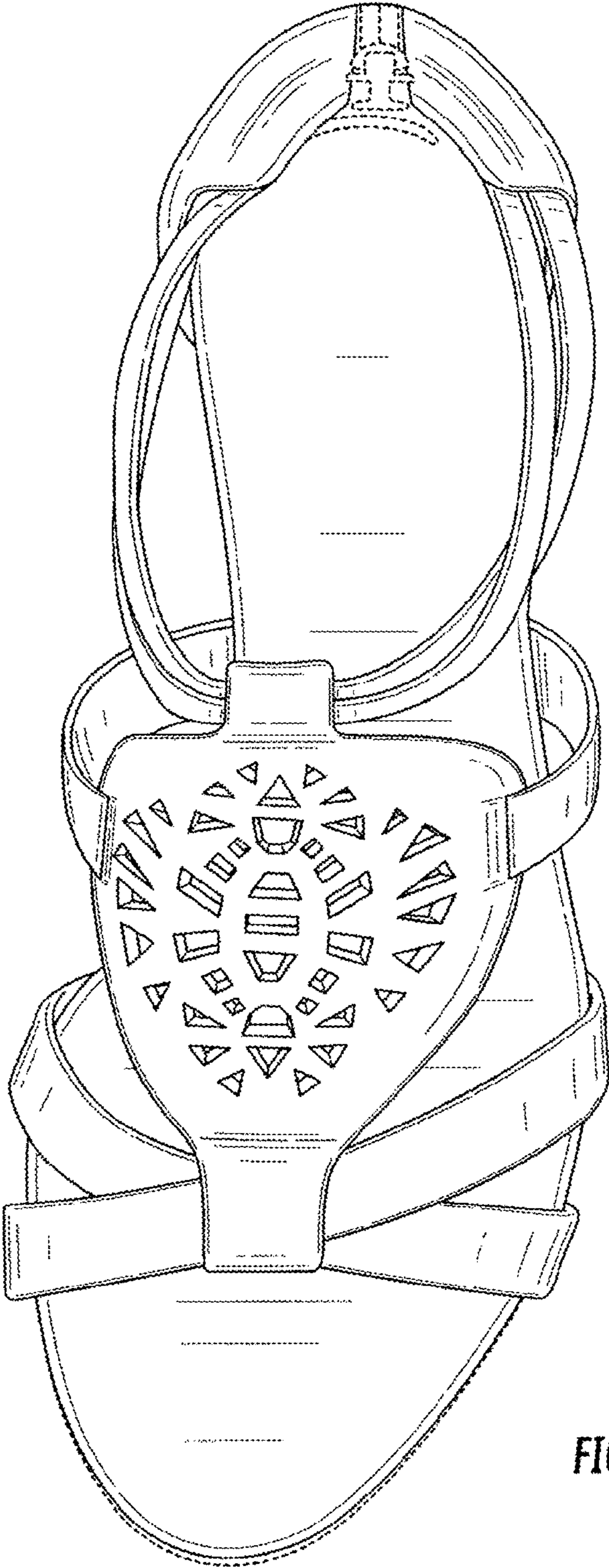


FIG. 2

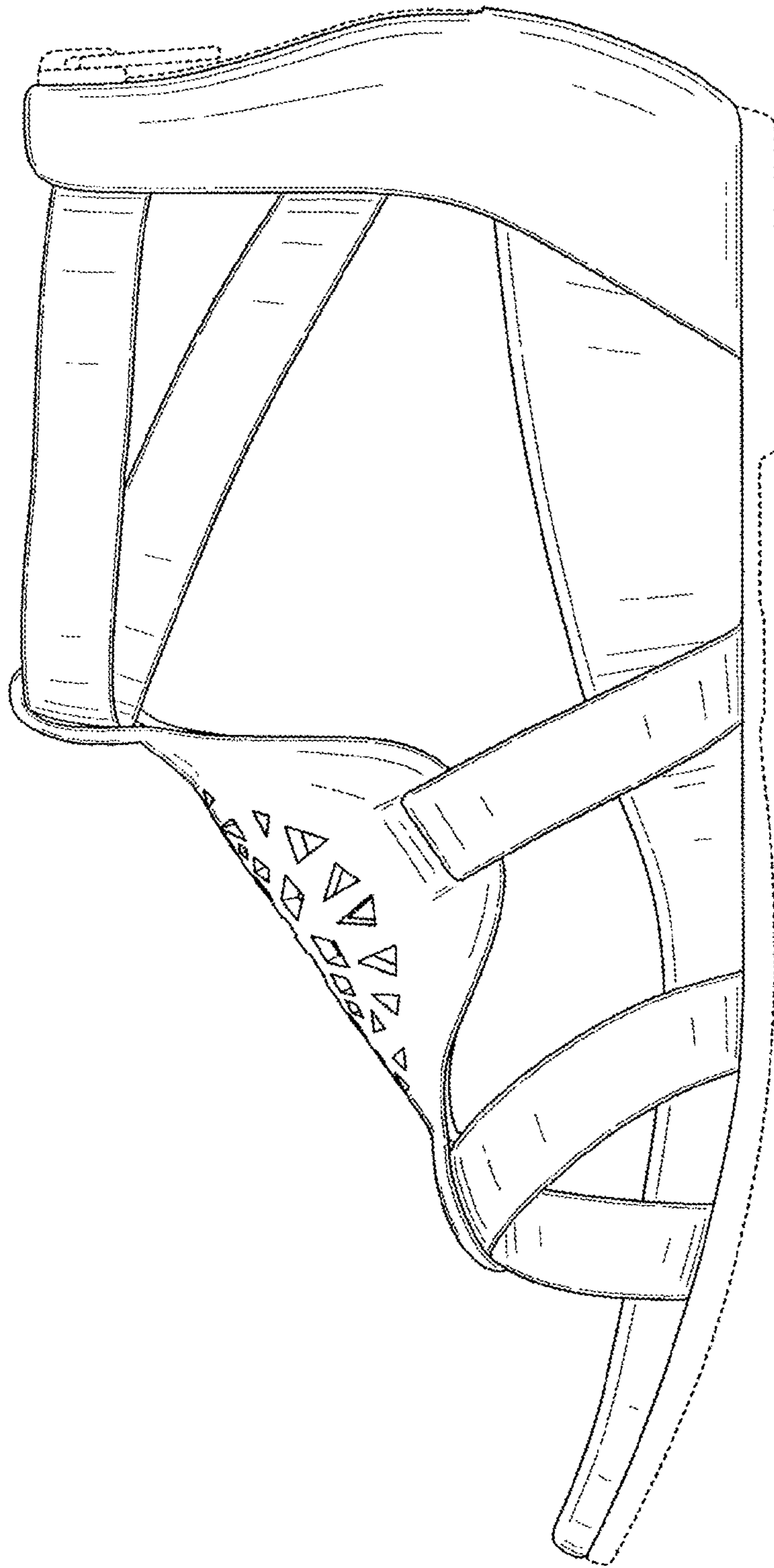


FIG. 3

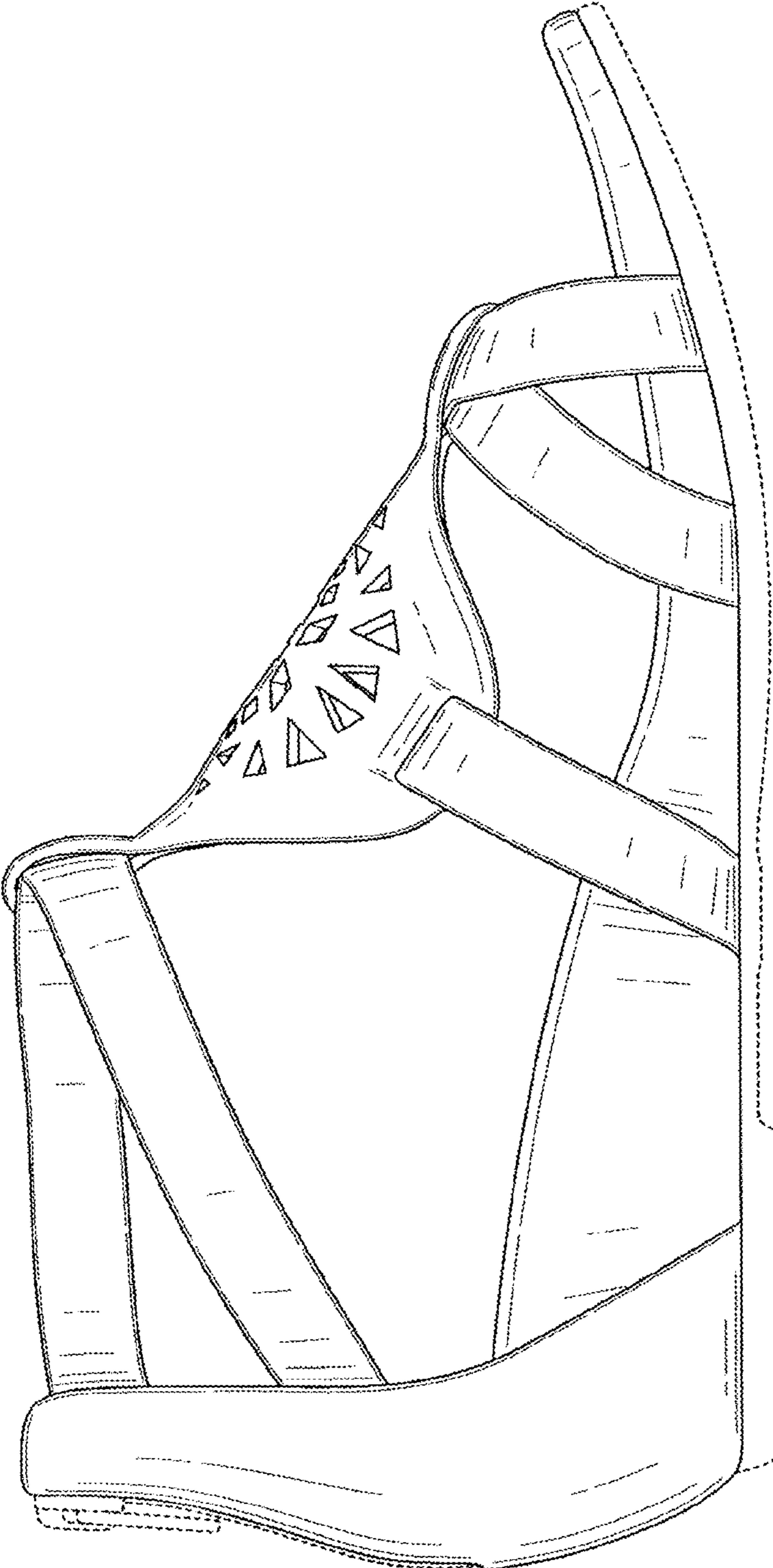


FIG. 4

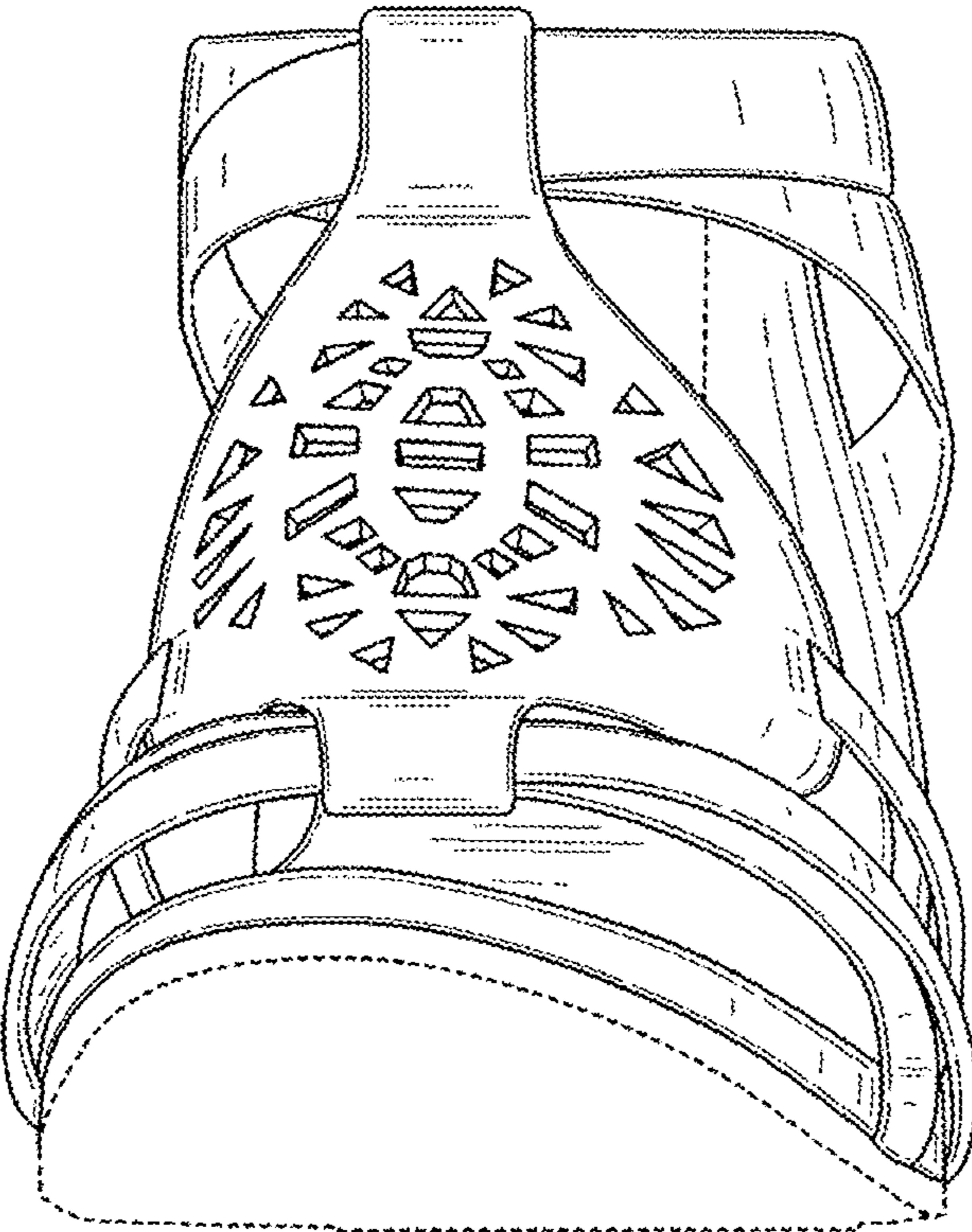


FIG. 5

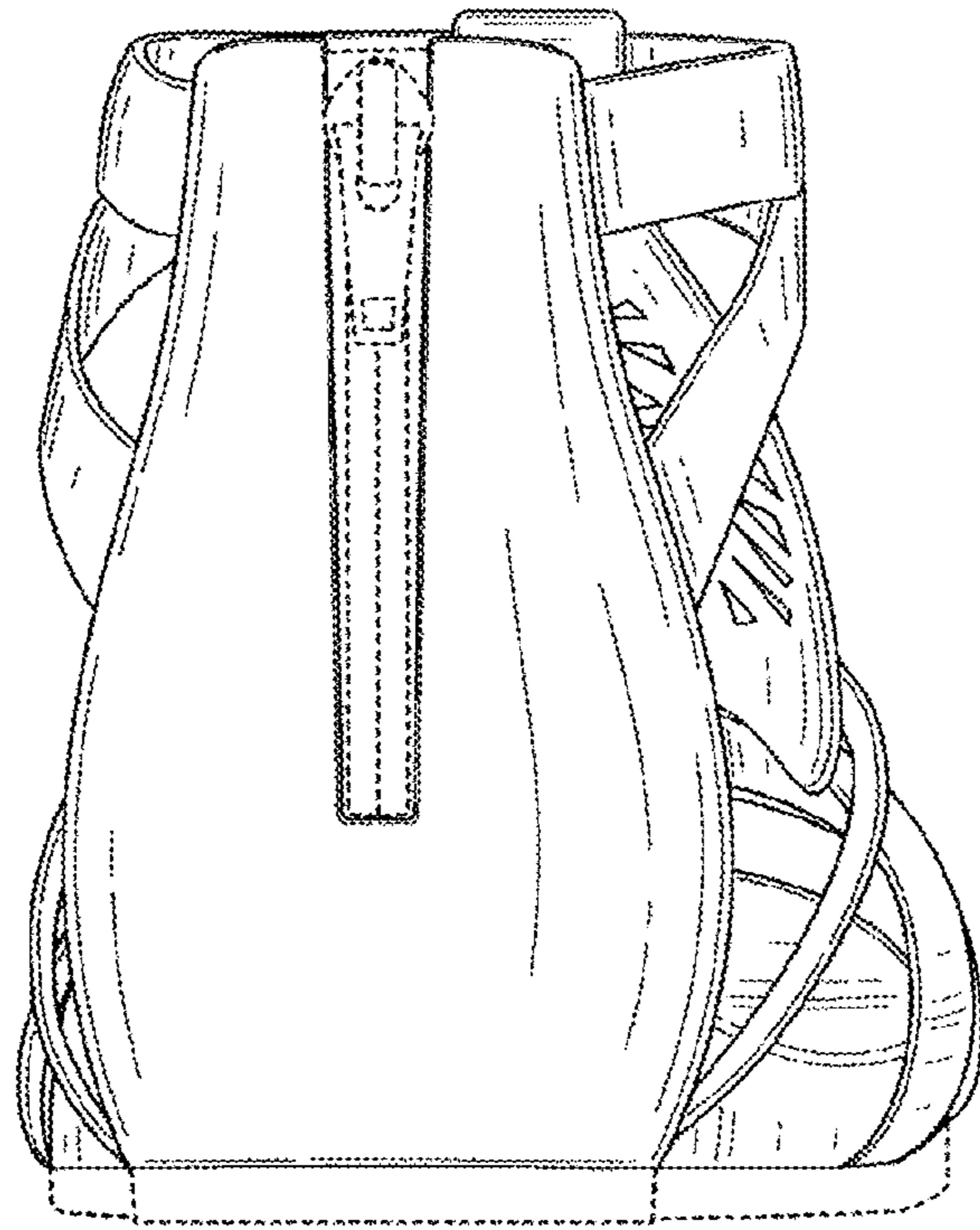


FIG. 6