



US00D761541S

(12) **United States Design Patent**
Hermes

(10) **Patent No.:** **US D761,541 S**
(45) **Date of Patent:** **** Jul. 19, 2016**

(54) **SHOE SOLE**

(71) Applicant: **DASS NORDESTE CALÇ ADOS E ARTIGOS ESPORTIVOS S.A.**, Itapipoca, Ceará (BR)

(72) Inventor: **Vilson Hermes**, Santa Catarina (BR)

(73) Assignee: **DASS NORDESTE CALÇADOS E ARTIGOS ESPORTIVOS S.A.**, Itapipoca, Ceará (BR)

(**) Term: **14 Years**

(21) Appl. No.: **29/512,500**

(22) Filed: **Dec. 19, 2014**

(30) **Foreign Application Priority Data**

Sep. 16, 2014 (BR) 302014004667

(51) **LOC (10) Cl.** **02-04**

(52) **U.S. Cl.**
USPC **D2/953; D2/951; D2/957; D2/960**

(58) **Field of Classification Search**
USPC D2/902, 906, 908, 916, 918, 925, D2/946-962, 977; 36/3 B, 22 R, 24.5, 25 R, 36/28, 32 R, 34 R, 59 C, 67 A, 103
CPC A43B 13/00; A43B 13/02; A43B 13/023; A43B 13/026; A43B 13/04; A43B 13/08; A43B 13/10; A43B 13/12; A43B 13/14; A43B 13/141; A43B 13/143; A43B 13/16; A43B 13/18; A43B 13/181; A43B 13/187; A43B 13/189; A43B 13/20; A43B 13/22; A43B 13/223; A43B 13/24; A43B 13/28; A43B 13/30; A43B 13/32; A43B 13/34; A43B 13/36

See application file for complete search history.

(56) **References Cited**

U.S. PATENT DOCUMENTS

D412,777 S *	8/1999	Norton	D2/947
D450,428 S *	11/2001	Cretinon	D2/947
D461,946 S *	8/2002	Burt	D2/951
D476,143 S *	6/2003	McDowell	D2/947
D487,840 S *	3/2004	Hillyer	D2/957
D530,492 S *	10/2006	McClaskie	D2/953
D594,195 S *	6/2009	Nakano	D2/951
D604,488 S *	11/2009	Amphyon	D2/951
D655,902 S *	3/2012	Debiase	D2/951
D683,117 S *	5/2013	Truelsen	D2/951
D725,881 S *	4/2015	Weeks	D2/951
D728,910 S *	5/2015	Hansen	D2/951
D734,005 S *	7/2015	Seo	D2/947
D734,930 S *	7/2015	Bikowski	D2/951

(Continued)

Primary Examiner — T. Chase Nelson

(74) *Attorney, Agent, or Firm* — Volpe and Koenig, P.C.



(57) **CLAIM**

The ornamental design for a shoe sole, as shown and described.

DESCRIPTION

FIG. 1 is a perspective view of the shoe sole according to my new design;
FIG. 2 is a top view of the shoe sole of FIG. 1;
FIG. 3 is a bottom view of the shoe sole of FIG. 1;
FIG. 4 is a right side elevational view of the shoe sole of FIG. 1;
FIG. 5 is a left side elevational view of the shoe sole of FIG. 1;
FIG. 6 is a rear elevational view of the sole of FIG. 1; and,
FIG. 7 is a front elevational view of the shoe sole of FIG. 1.

1 Claim, 6 Drawing Sheets



US D761,541 S

Page 2

(56)

References Cited

U.S. PATENT DOCUMENTS

D740,530 S * 10/2015 Truelsen D2/951
D752,322 S * 3/2016 Tomat D2/908

2002/0144429 A1* 10/2002 Hay A43B 7/1425
36/25 R
2011/0197469 A1* 8/2011 Nishiwaki A43B 7/24
36/28

* cited by examiner




FIG. 1



FIG. 2



FIG. 3




FIG. 4




FIG. 5




FIG. 6



FIG. 7