



US00D761524S

(12) **United States Design Patent**  
**Cook**

(10) **Patent No.:** **US D761,524 S**  
(45) **Date of Patent:** **\*\* Jul. 19, 2016**

- (54) **HOOD WITH FACE MASK**
- (71) Applicant: **Yea.Nice Brands LLC**, San Clemente, CA (US)
- (72) Inventor: **Matthew Cook**, San Clemente, CA (US)
- (73) Assignee: **Yea.Nice Brands LLC**, San Clemente, CA (US)
- (\*\*) Term: **14 Years**
- (21) Appl. No.: **29/516,800**
- (22) Filed: **Feb. 5, 2015**
- (51) **LOC (10) Cl.** ..... **02-03**
- (52) **U.S. Cl.**  
USPC ..... **D2/878**
- (58) **Field of Classification Search**  
USPC ..... D2/865, 866, 870, 874, 877, 878, 880,  
D2/891, 728, 823, 824, 825, 828, 831;  
D29/108  
CPC ..... A42B 1/00; A42B 1/04; A42B 1/041;  
A42B 1/045; A42B 1/046; A42B 1/048;  
A42B 7/00; A41D 1/04; A41D 3/00; A41D  
3/08; A41D 2200/20; A41D 2300/30; A41D  
27/12  
See application file for complete search history.

D679,484 S *	4/2013	Brown	.....	D2/823
D688,443 S *	8/2013	Vallier	.....	D2/787
D693,096 S *	11/2013	Russo	.....	D2/501
D699,927 S *	2/2014	Fujioka	.....	D2/866
D708,822 S *	7/2014	Douglas	.....	D2/880
D713,126 S *	9/2014	Franz	.....	D2/825
D723,245 S *	3/2015	Womack	.....	D2/600
D729,457 S *	5/2015	Kim	.....	D29/108
2014/0096305 A1 *	4/2014	Friesen	.....	A41D 3/00 2/84
2015/0143604 A1 *	5/2015	Mizrahi	.....	A42B 1/048 2/84
2015/0201693 A1 *	7/2015	Donner	.....	A42B 1/048 2/204

**OTHER PUBLICATIONS**

Airblaster Samurai Piece Facemask, <http://www.the-house.com/ab7sampfbk15zz-airblaster-bandas-facemasks.html> (last visited Sep. 26, 2015).

\* cited by examiner

*Primary Examiner* — Karen E. Eldridge Powers  
*Assistant Examiner* — Jasmine Mlinarcik  
(74) *Attorney, Agent, or Firm* — McDonnell Boehnen Hulbert & Berghoff LLP

(57) **CLAIM**  
The ornamental design for a hood with a face mask, as shown and described.

(56) **References Cited**

**U.S. PATENT DOCUMENTS**

D140,461 S *	2/1945	Butler	.....	D2/865
2,839,757 A *	6/1958	Gianola	.....	A42B 1/045 2/173
D355,068 S *	2/1995	Prendergast	.....	D2/719
5,765,230 A	6/1998	Sivret et al.		
D406,936 S *	3/1999	Sivret	.....	D2/865
D446,908 S *	8/2001	Egnew	.....	D2/865
7,302,710 B2 *	12/2007	Thomas	.....	A41D 1/04 2/84
D619,333 S *	7/2010	Stowell	.....	D2/823
D629,592 S *	12/2010	Neeld	.....	D2/865
D668,842 S *	10/2012	Lumpkin	.....	D2/866
D672,534 S *	12/2012	Smith	.....	D2/878
D677,860 S *	3/2013	Kim	.....	D2/823

**DESCRIPTION**

FIG. 1 is a perspective view of the hood and face mask of the present design positioned on a body;  
FIG. 2 is a perspective view thereof with the face mask in an alternate position on the body;  
FIG. 3 is a perspective view thereof positioned on a helmet disposed on the body;  
FIG. 4 is a left side elevational view thereof as positioned on the body in FIG. 1;  
FIG. 5 is a right side elevational view thereof as positioned on the body in FIG. 1;  
FIG. 6 is a front elevational view thereof as positioned on the body in FIG. 1;

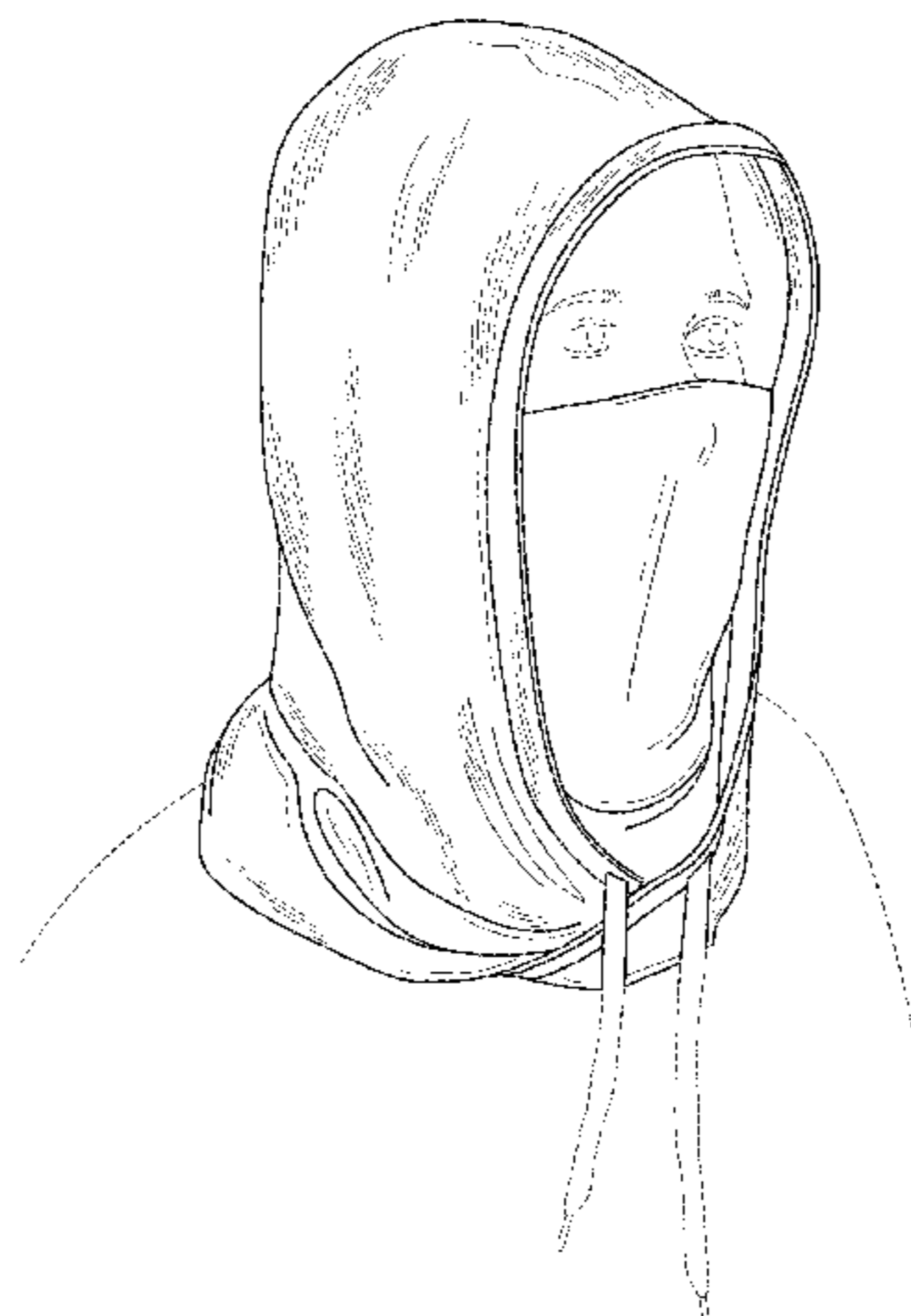


FIG. 7 is a rear elevational view thereof as positioned on the body in FIG. 1;

FIG. 8 is a top plan view thereof as positioned on the body in FIG. 1;

FIG. 9 is a bottom plan view thereof as positioned on the body in FIG. 1;

FIG. 10 is a perspective view of the hood and face mask of the present design positioned on a body, according to a second embodiment of the design;

FIG. 11 is a perspective view according to the second embodiment of the design with the face mask positioned in an alternative position on the body;

FIG. 12 is a perspective view according to the second embodiment of the design positioned on a helmet disposed on the body;

FIG. 13 is a left side elevational view according to the second embodiment of the design as positioned on the body in FIG. 10;

FIG. 14 is a right side elevational view according to the second embodiment of the design as positioned on the body in FIG. 10;

FIG. 15 is a front elevational view according to the second embodiment of the design as positioned on the body in FIG. 10;

FIG. 16 is a rear elevational view according to the second embodiment of the design as positioned on the body in FIG. 10;

FIG. 17 is a top plan view according to the second embodiment of the design as positioned on the body in FIG. 10; and,

FIG. 18 is a bottom plan view according to the second embodiment of the design as positioned on the body in FIG. 10.

The broken lines shown within the hood in FIGS. 10-18 represent stitching that is part of the claimed design. The broken lines showing the body and helmet on which the hood with face mask is positioned and showing the end of the pull ties extending from the hood in FIGS. 1-18 are for the purpose of illustrating portions of the environmental structure and form no part of the claimed design.

**1 Claim, 18 Drawing Sheets**



FIG. 1



FIG. 2



FIG. 3

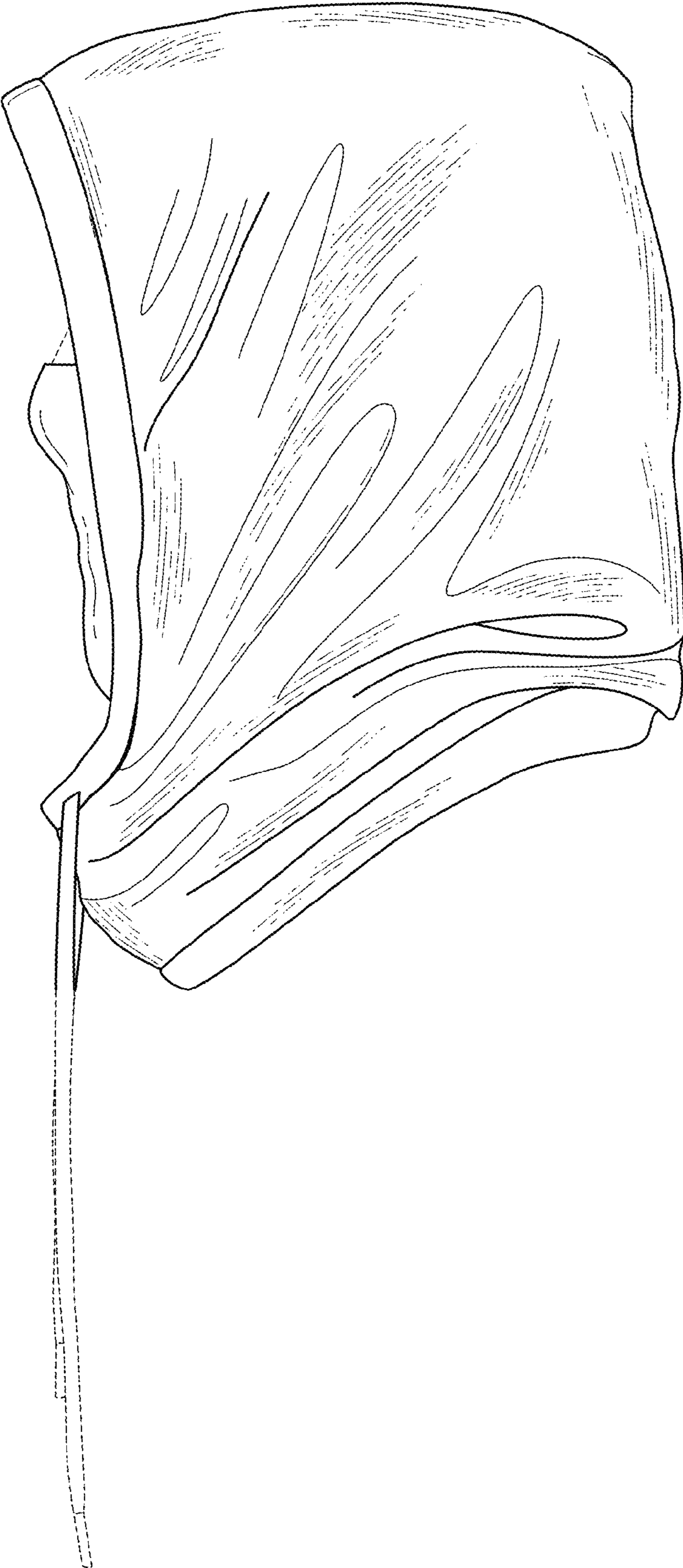


FIG. 4

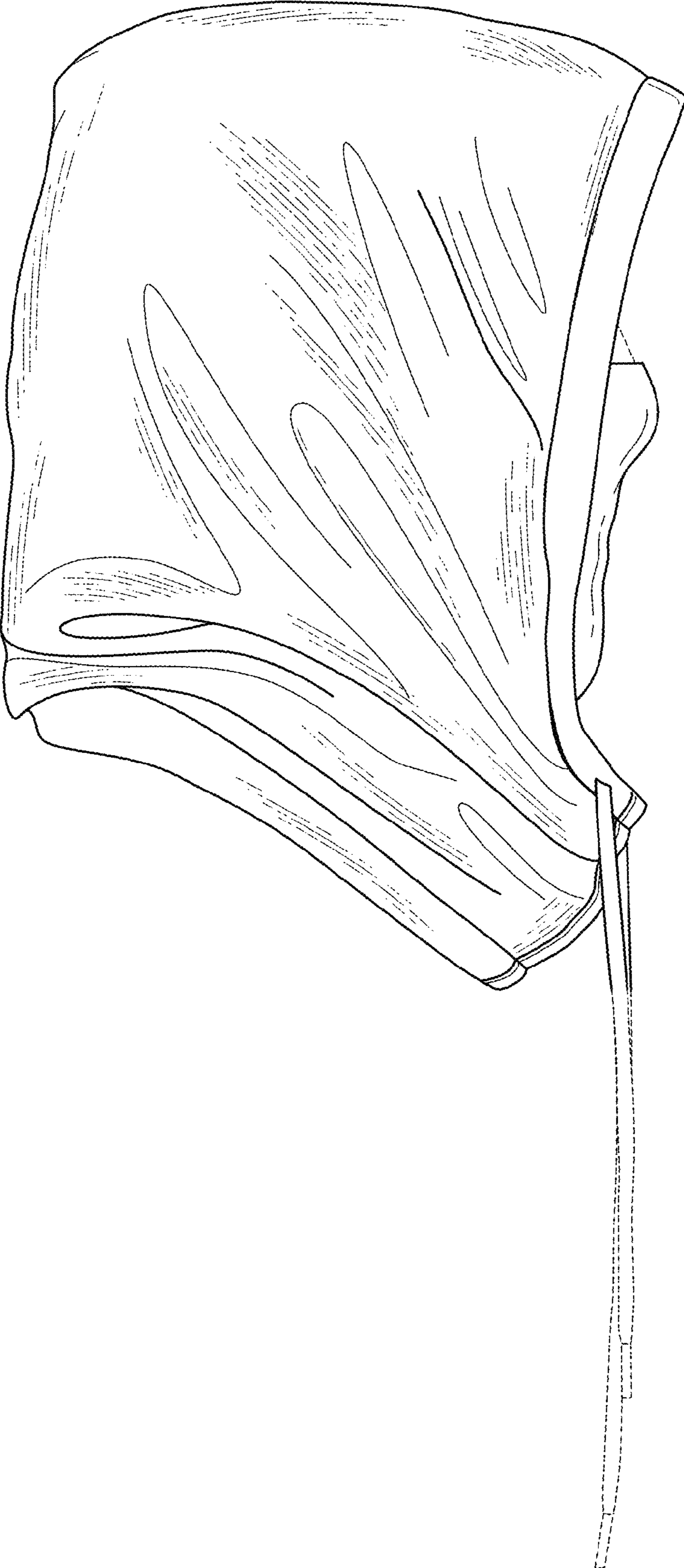


FIG. 5

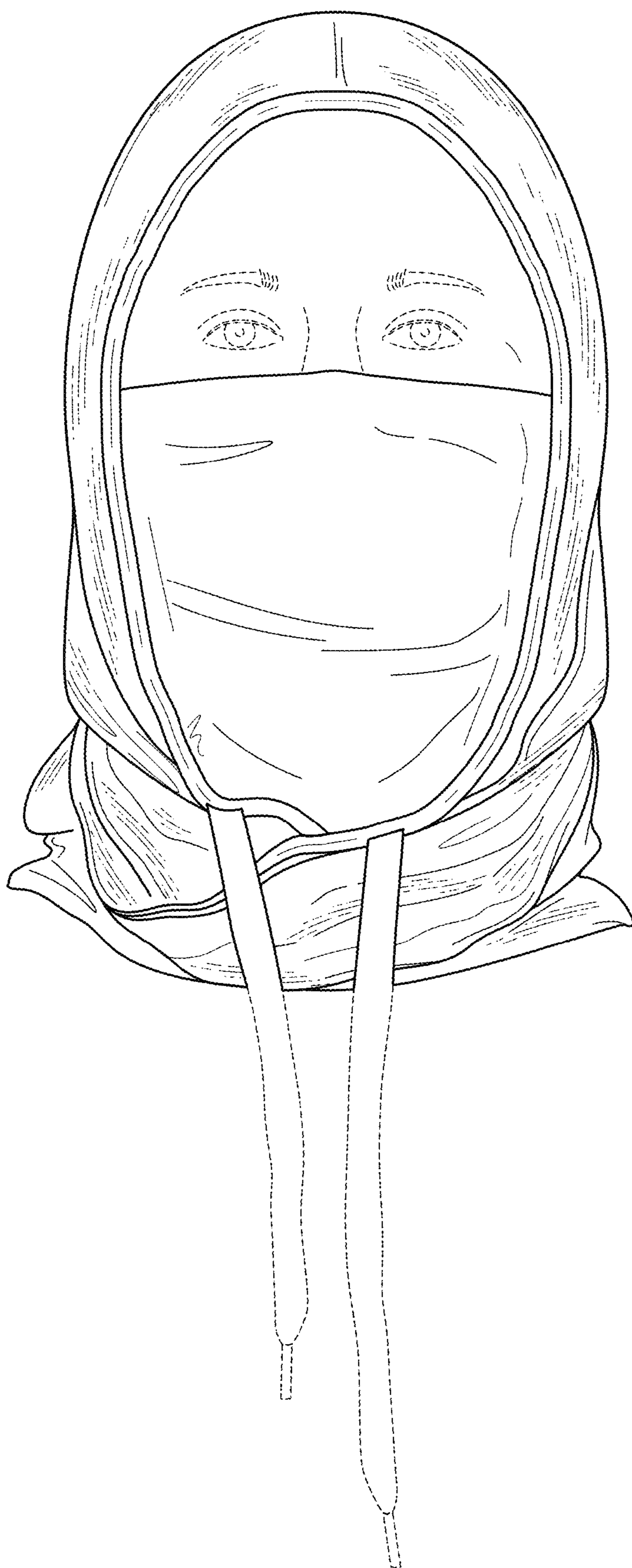


FIG. 6



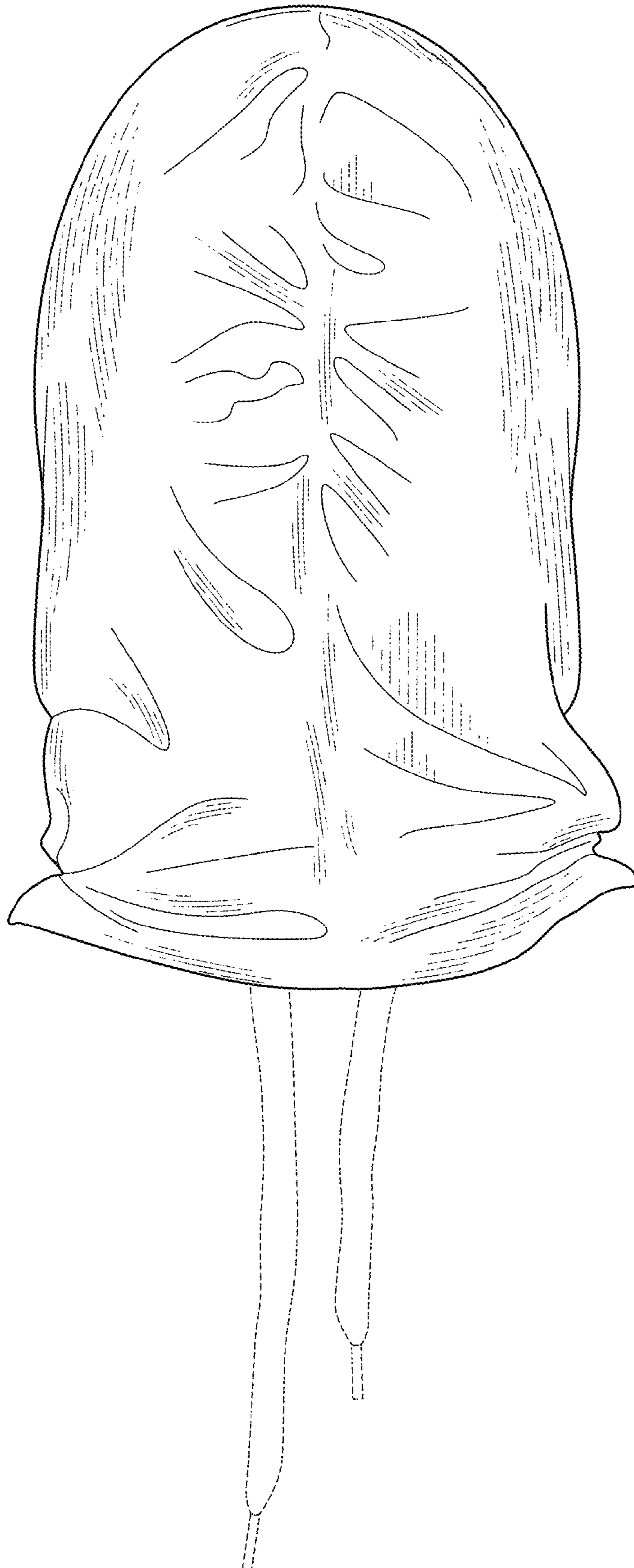


FIG. 7

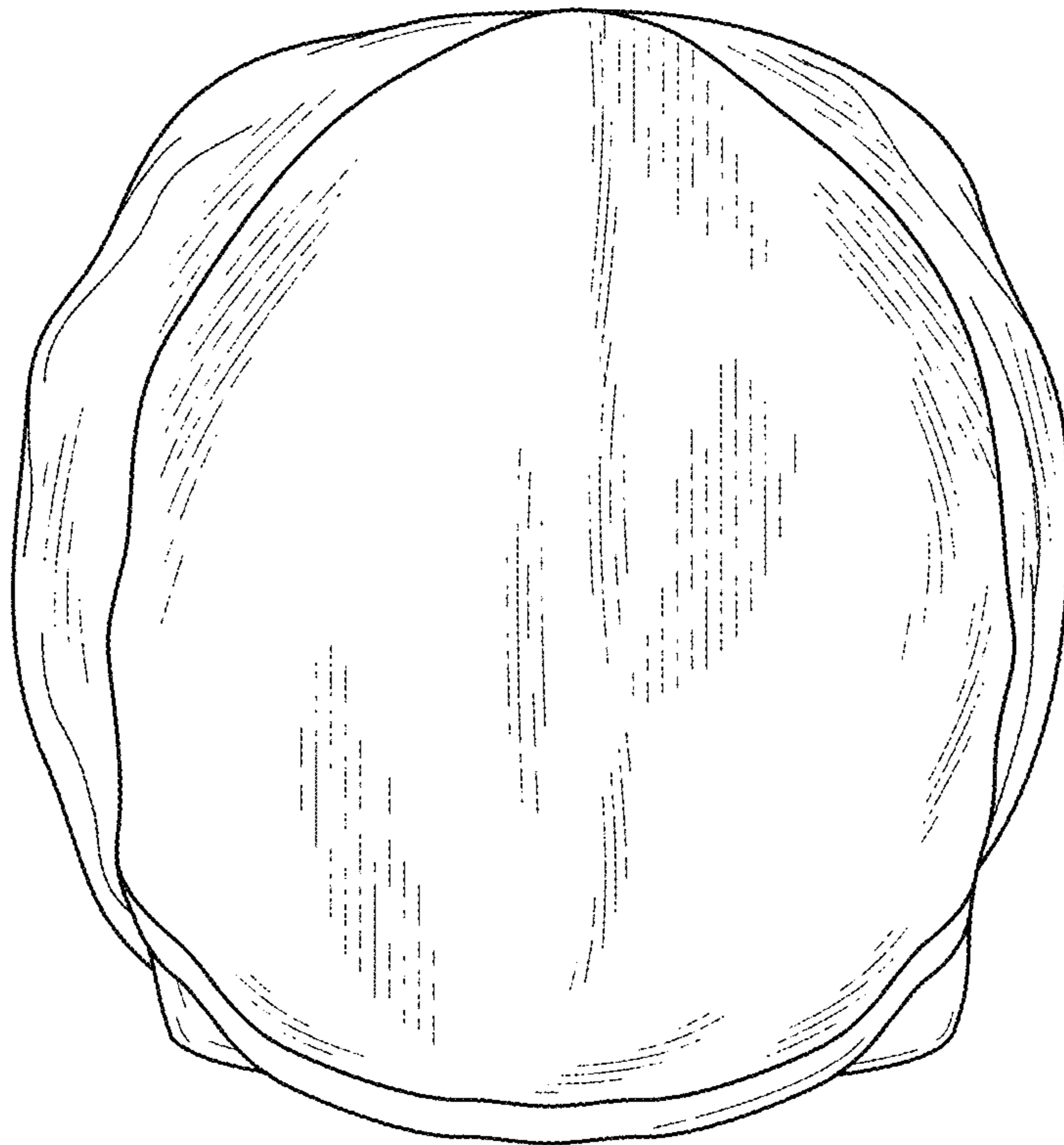


FIG. 8

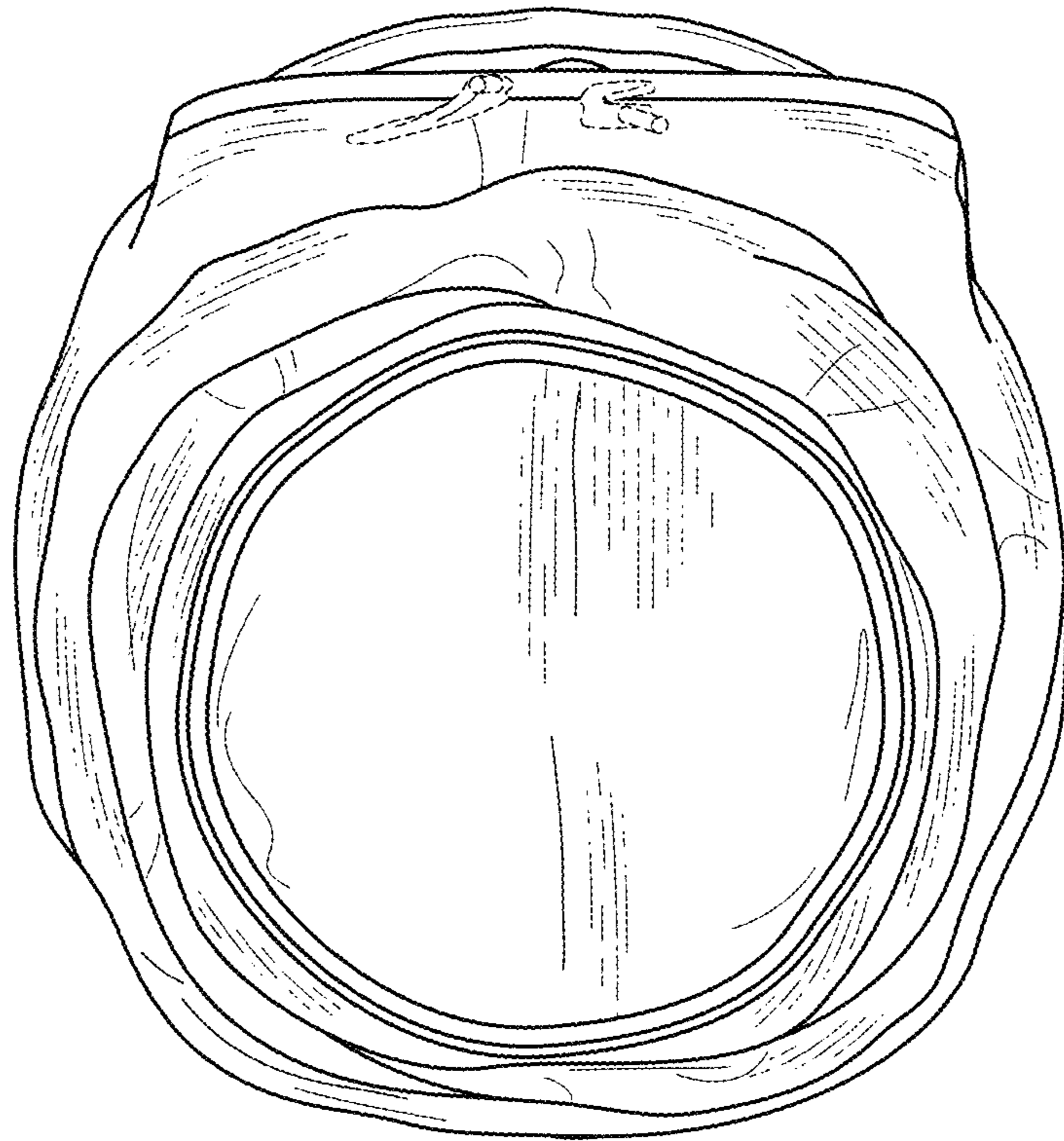


FIG. 9



FIG. 10



FIG. 11



FIG. 12

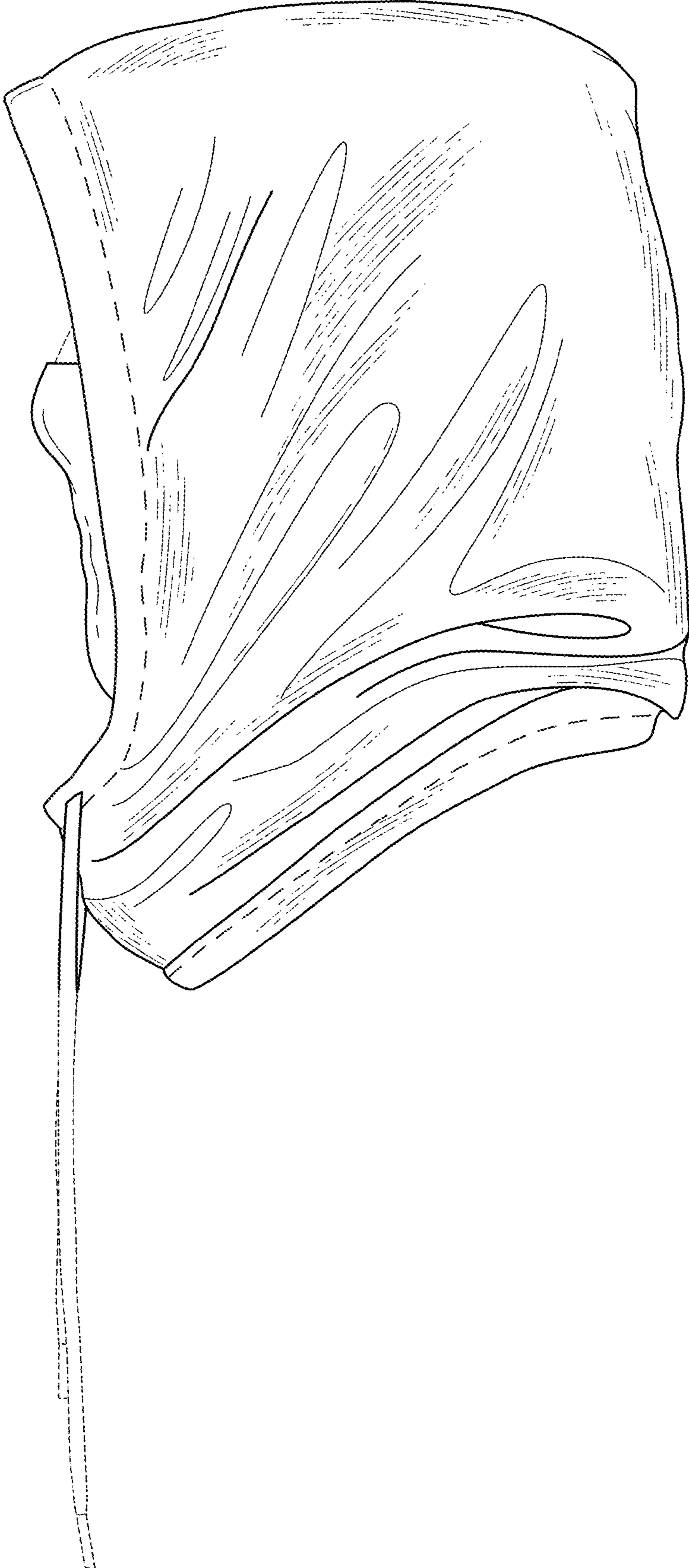


FIG. 13

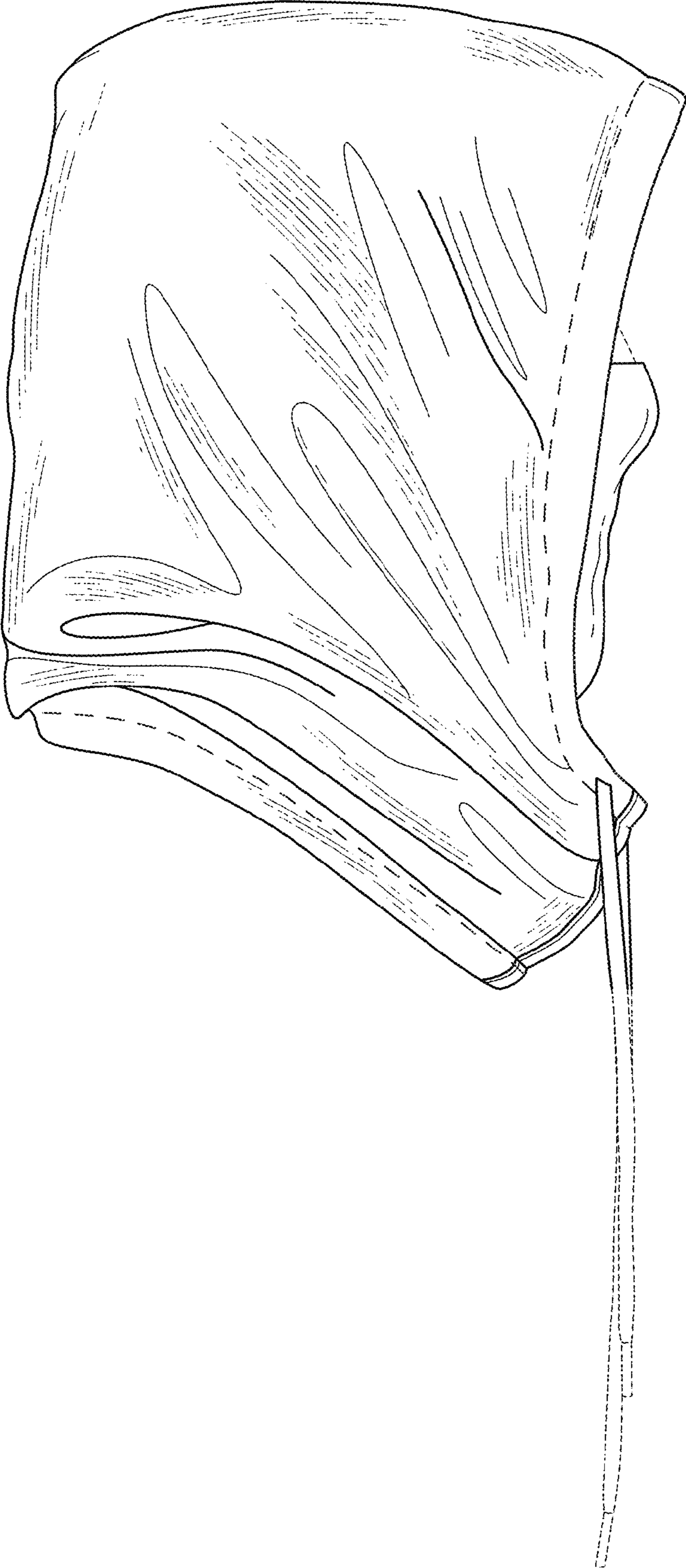


FIG. 14



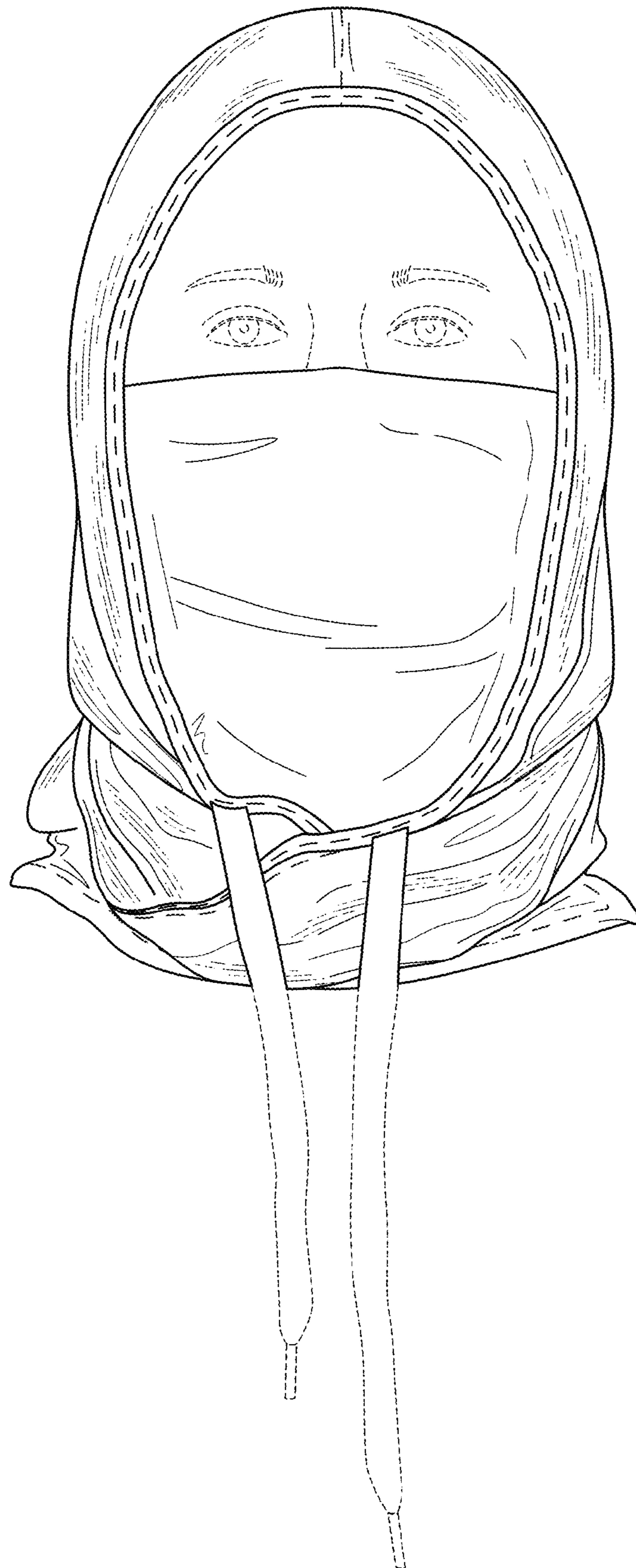


FIG. 15

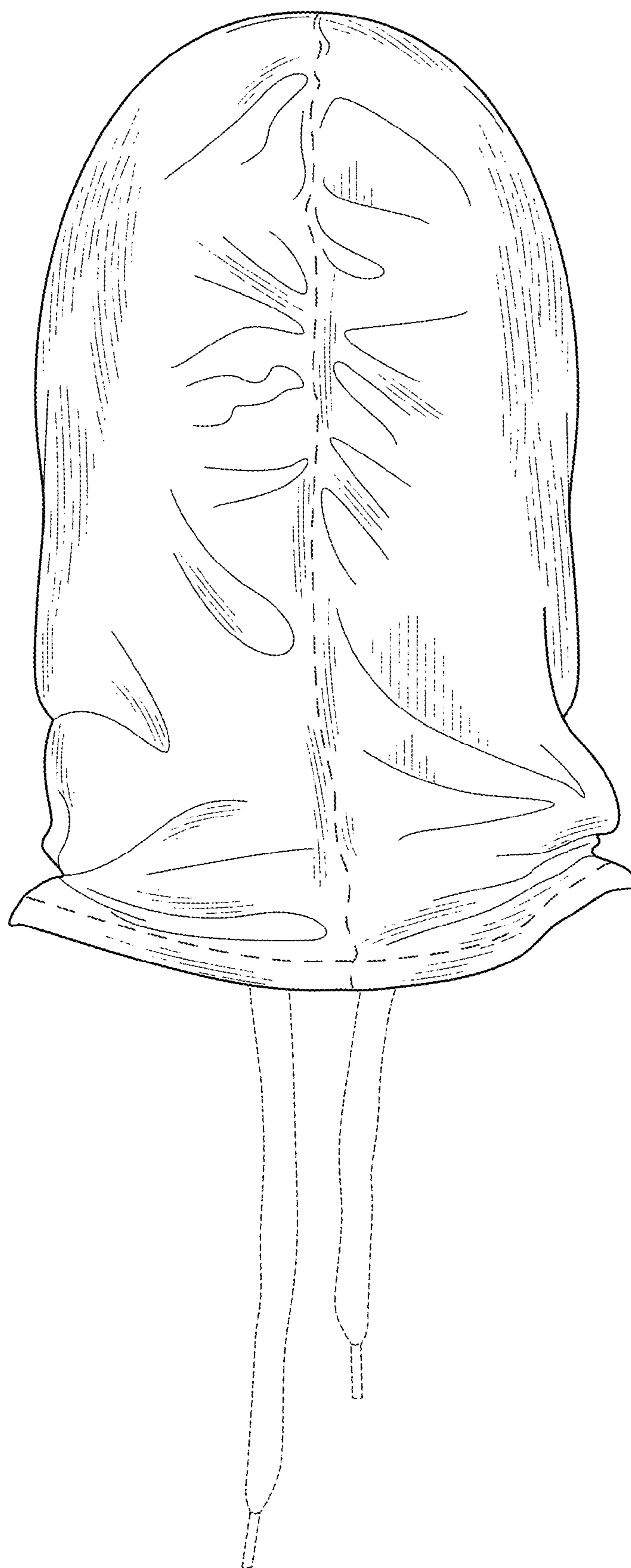


FIG. 16

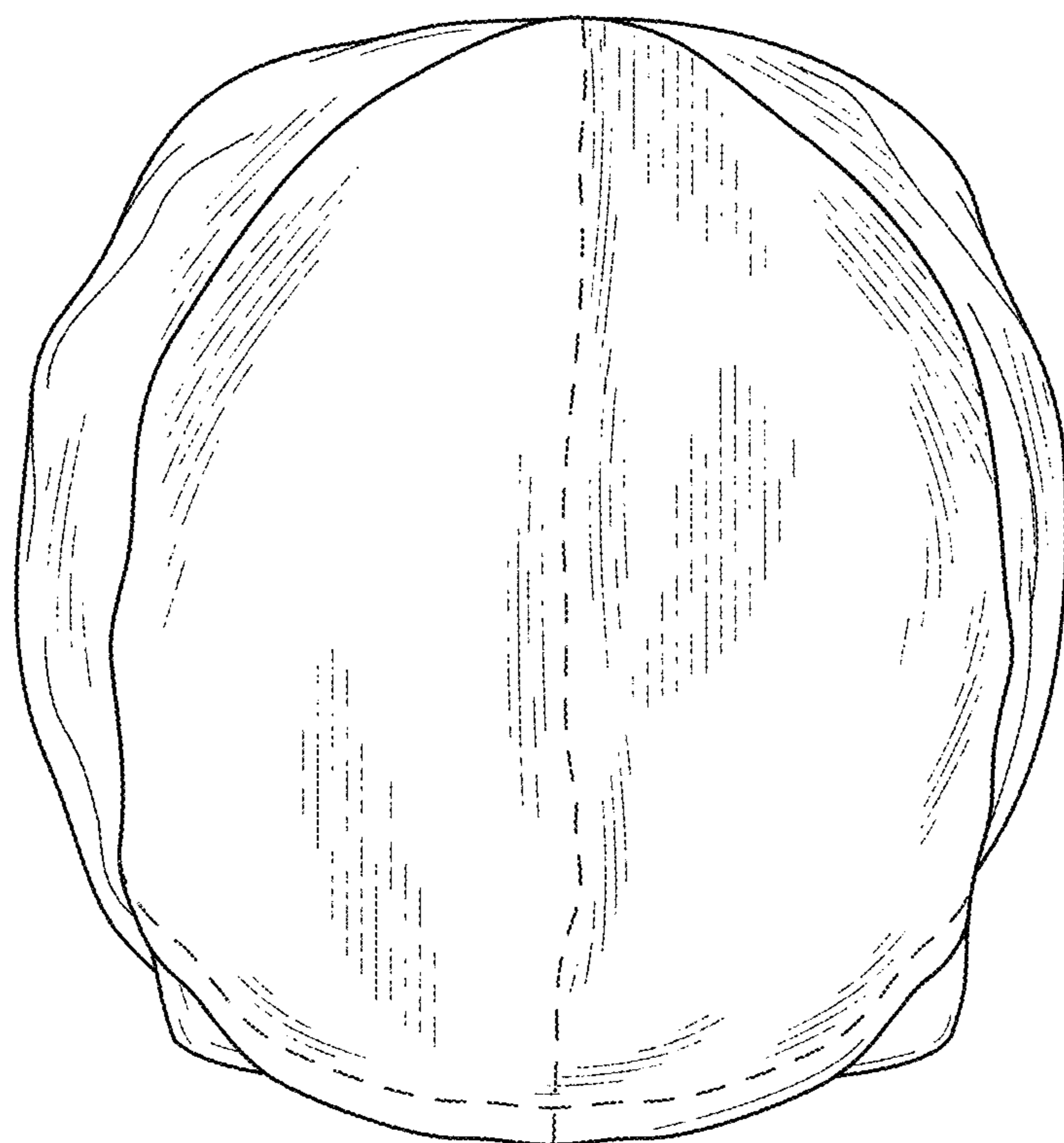


FIG. 17

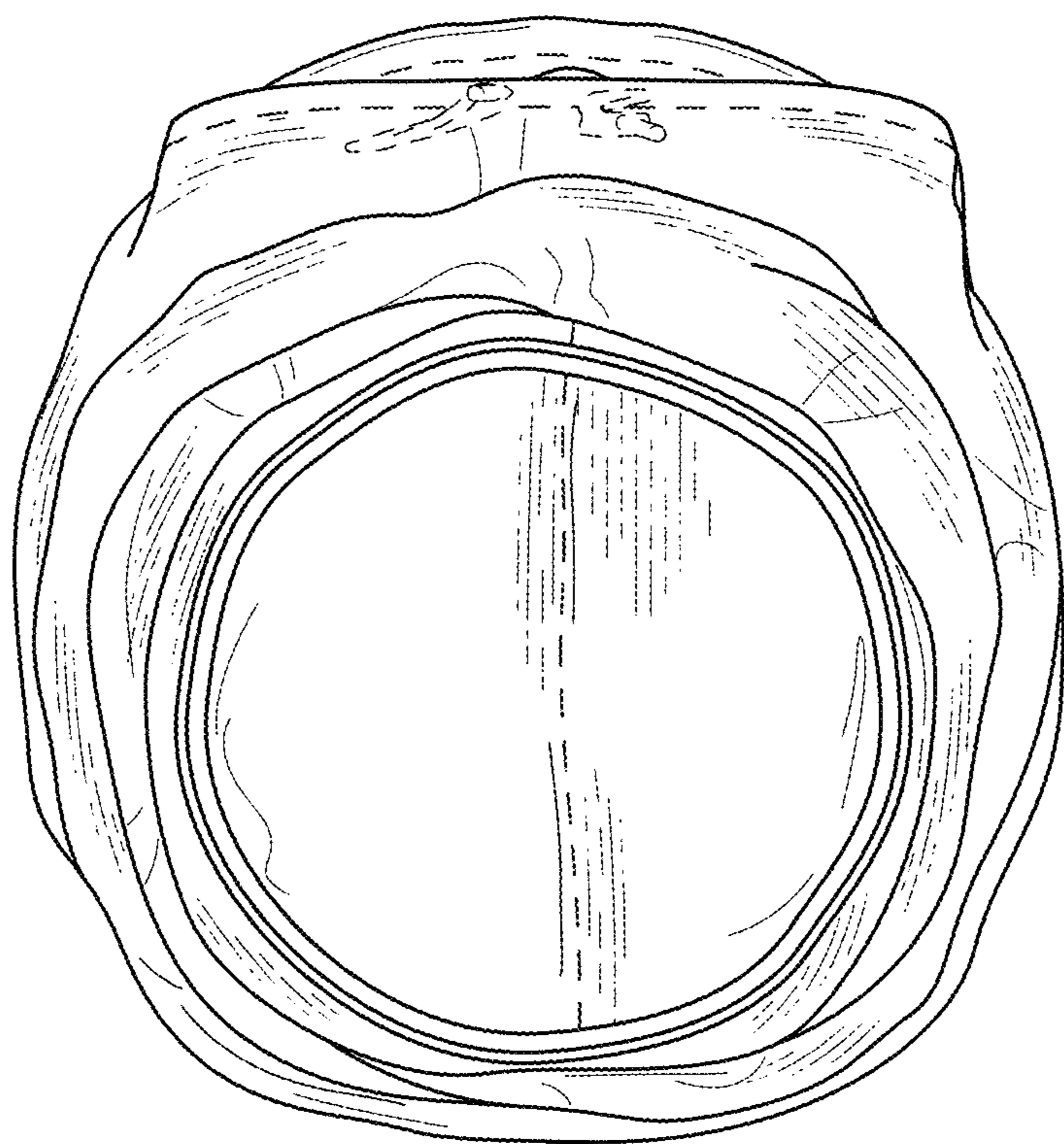


FIG. 18