

US00D761518S

(12) **United States Design Patent**
Martz

(10) **Patent No.:** **US D761,518 S**
(45) **Date of Patent:** **** Jul. 19, 2016**

(54) **PAIR OF BRA STRAPS**

(71) Applicant: **IVIVVA ATHLETICA CANADA INC.**, Vancouver (CA)

(72) Inventor: **Natalie Martz**, Vancouver (CA)

(73) Assignee: **IVIVVA ATHLETICA CANADA INC.**, Vancouver (CA)

(**) Term: **14 Years**

(21) Appl. No.: **29/519,507**

(22) Filed: **Mar. 5, 2015**

(51) **LOC (10) Cl.** **02-01**

(52) **U.S. Cl.**
USPC **D2/708; D2/731**

(58) **Field of Classification Search**
USPC D2/706, 707, 708, 709, 710, 700, 701,
D2/703, 705, 731, 736, 737
CPC A61F 2013/15016; A61F 13/14; A61F
15/002; A41C 3/10; A41C 3/0071; A41C 3/06
See application file for complete search history.

(56) **References Cited**

U.S. PATENT DOCUMENTS

3,847,158	A *	11/1974	Guidoni	A41D 7/00 2/67
3,935,865	A *	2/1976	Newmar	A41C 3/0078 450/64
7,168,096	B1 *	1/2007	Landa	A41D 7/00 2/67
D584,879	S *	1/2009	Venus	D2/706
D635,329	S *	4/2011	Wahl	D2/706
D709,668	S *	7/2014	Martz	D2/708
2002/0174475	A1 *	11/2002	Mayr	A41C 3/0035 2/67

FOREIGN PATENT DOCUMENTS

CA 161461 * 2/2016

OTHER PUBLICATIONS

Freedom sports bra | ivivva, [on-line]; original publication date unknown; retrieved from the Internet Apr. 18, 2016. URL: >http://web.archive.org/web/20160418141811/https://wanelo.com/p/40094502/freedom-sports-bra-ivivva<. (5 pages).*

* cited by examiner

Primary Examiner — Karen E Eldridge Powers

(74) *Attorney, Agent, or Firm* — Growling WLG (Canada) LLP; Joseph Conneely

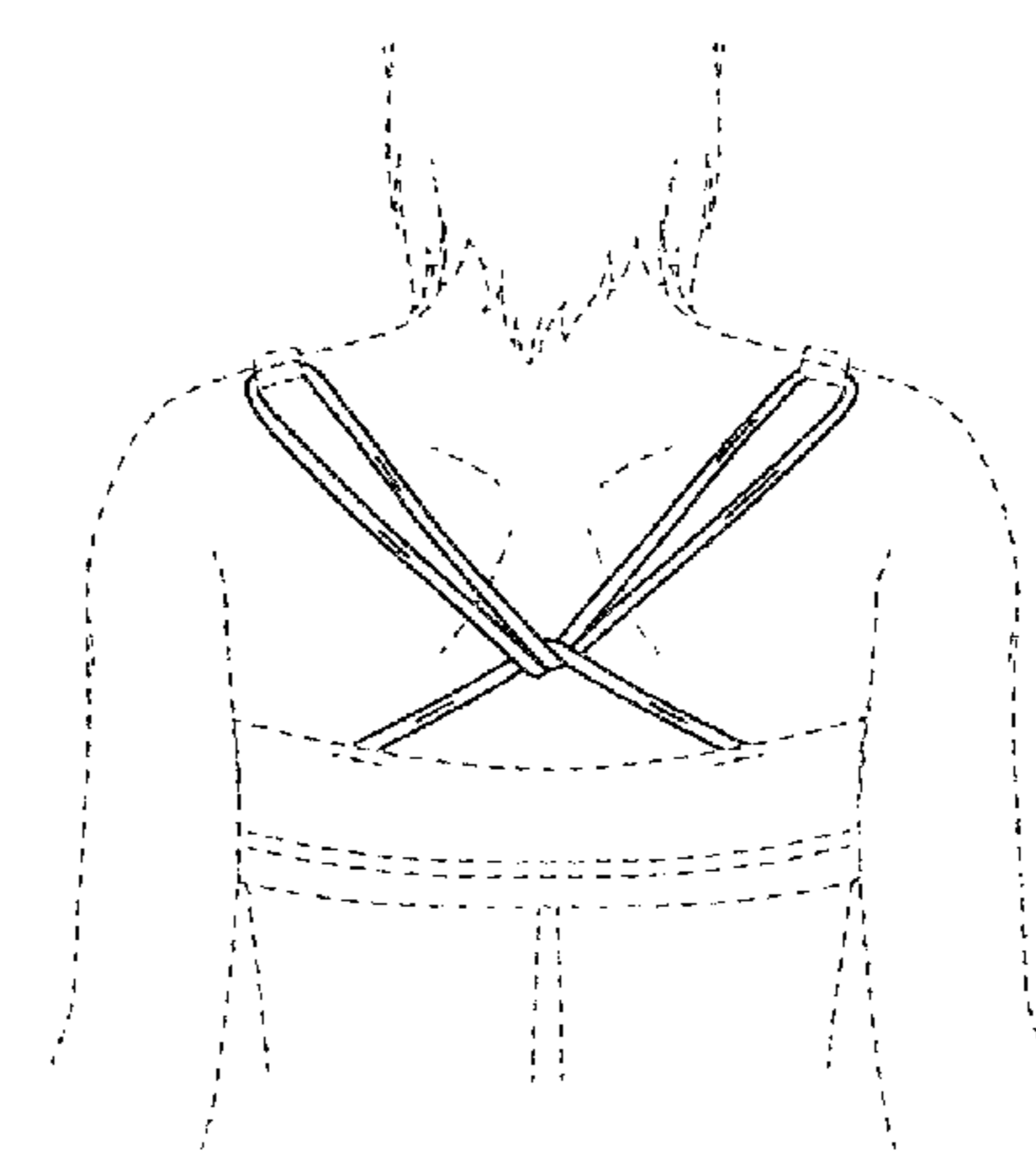
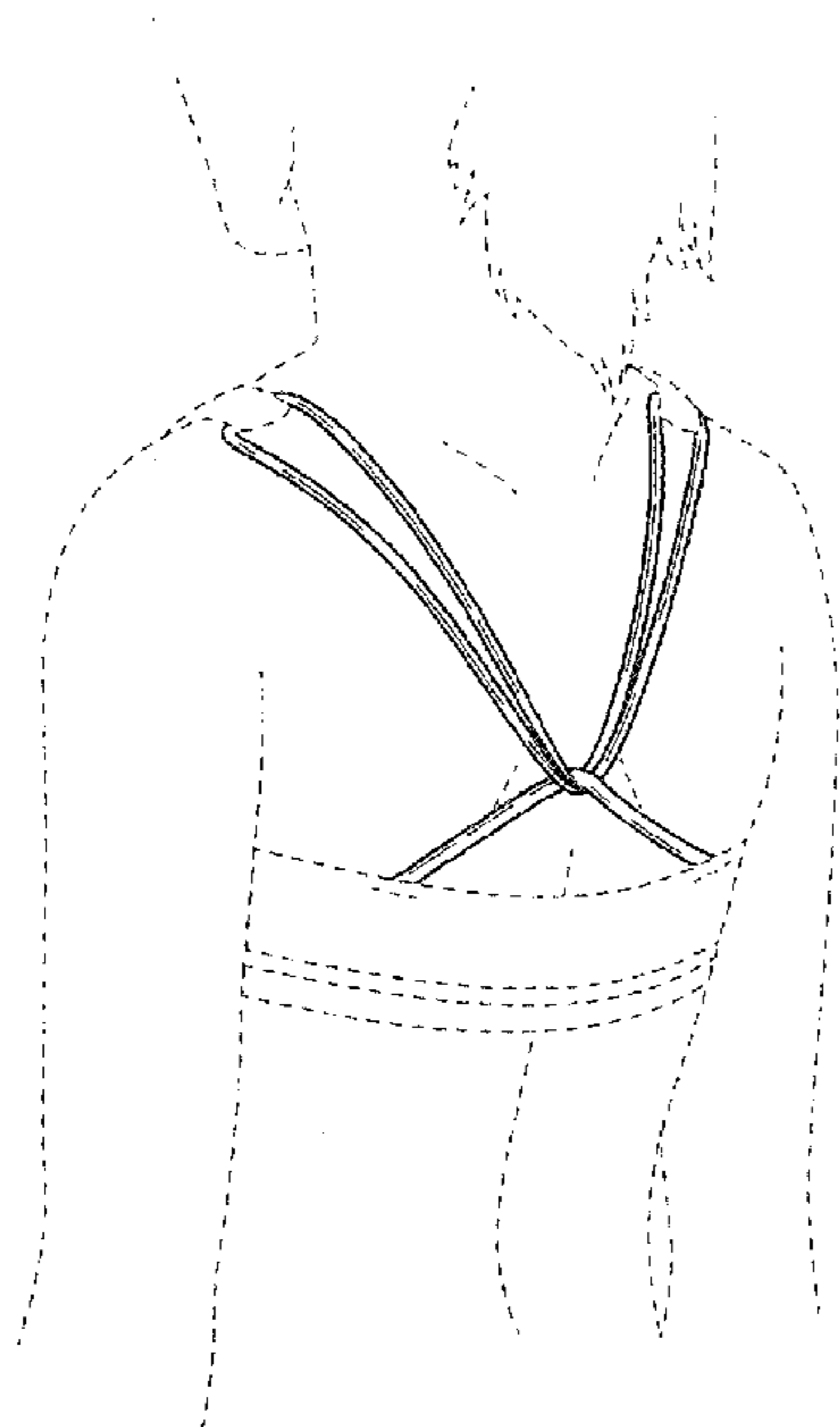
(57) **CLAIM**

The ornamental design for a pair of bra straps, as shown and described.

DESCRIPTION

FIG. 1 is a rear perspective view of a pair of bra straps according to the design;
FIG. 2 is another rear perspective view thereof;
FIG. 3 is a right side view thereof;
FIG. 4 is a rear view thereof; and,
FIG. 5 is a left side view thereof.
The broken line showing of the body of the bra in FIGS. 1-5 is for the purpose of illustrating portions of the environmental structure and forms no part of the claimed design. The broken line showing of the head, neck, arms, torso, and legs in FIGS. 1-5 is for the purpose of illustrating portions of the environmental structure and forms no part of the claimed design.

1 Claim, 2 Drawing Sheets



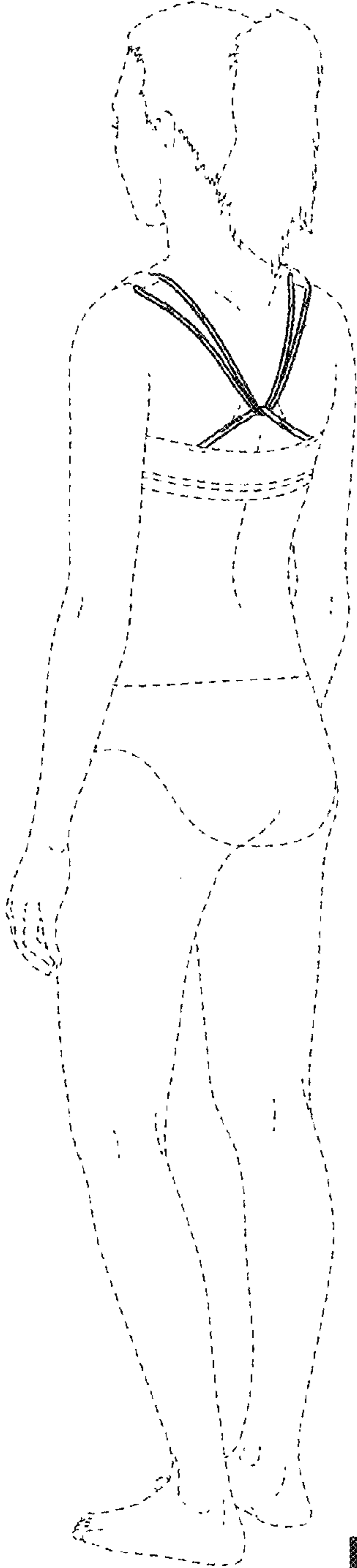


FIG. 1

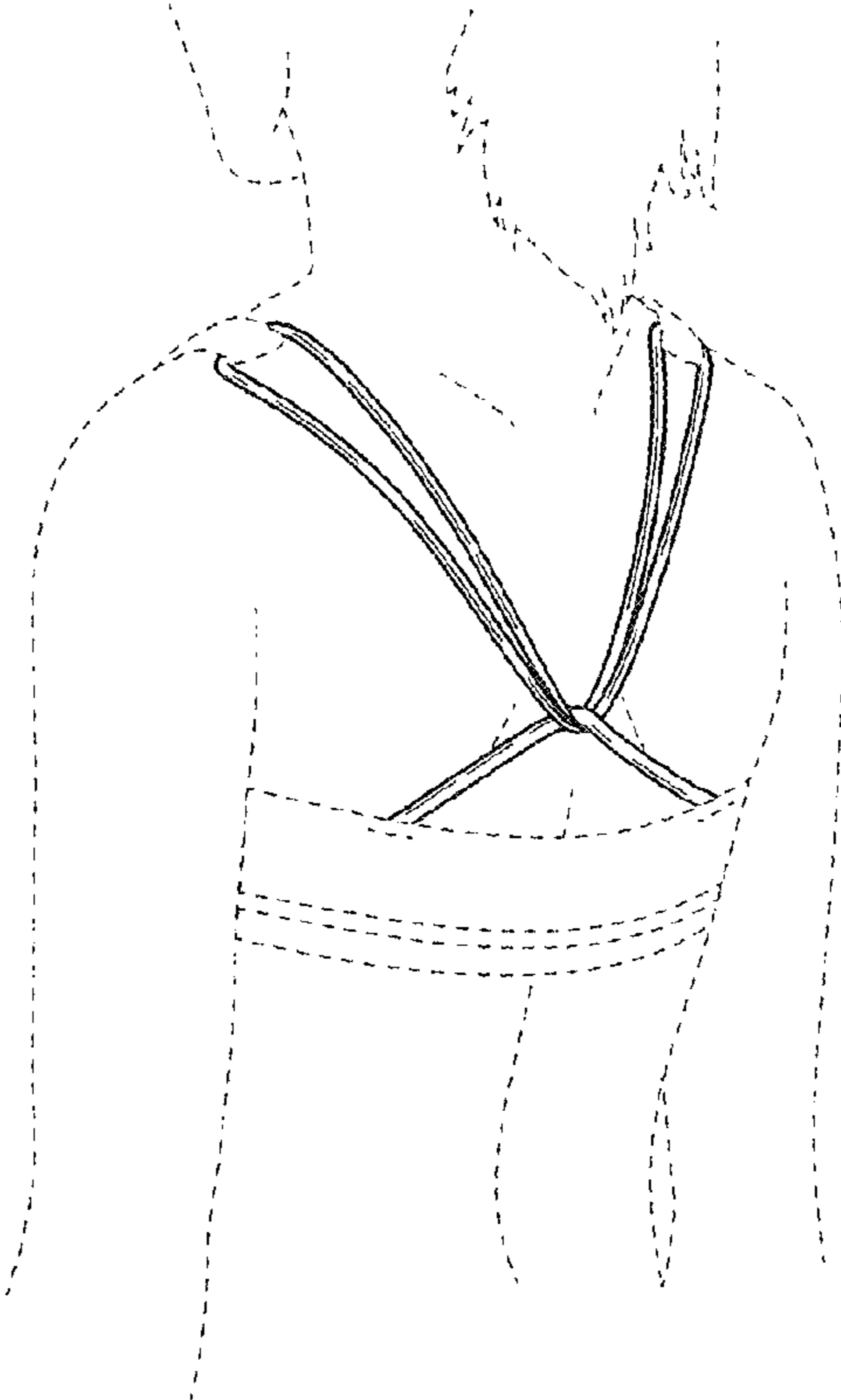


FIG. 2

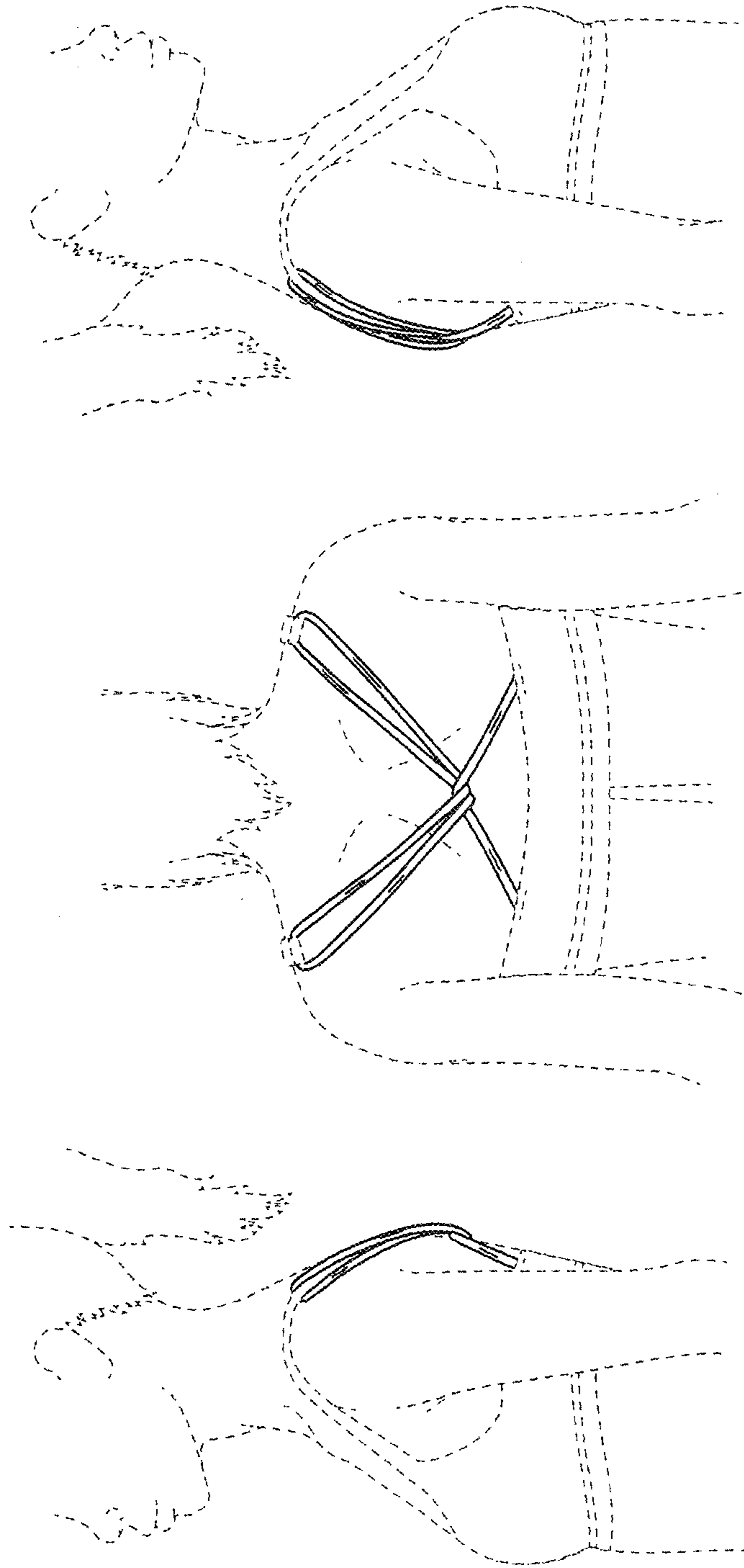


FIG. 5

FIG. 4

FIG. 3