



US00D761516S

(12) **United States Design Patent**  
**Slusarczyk et al.**

(10) **Patent No.:** **US D761,516 S**  
(45) **Date of Patent:** **\*\* Jul. 19, 2016**

(54) **PET TREAT**

(71) Applicant: **MARS, INCORPORATED**, McLean,  
VA (US)

(72) Inventors: **Peter Sebastian Slusarczyk**, Franklin,  
TN (US); **Vinod Gumudavelli**, Franklin,  
TN (US); **Seema Gosai**, Franklin, TN  
(US); **Michael Herman**, Franklin, TN  
(US)

(73) Assignee: **MARS, INCORPORATED**, McLean,  
VA (US)

(\*\*) Term: **14 Years**

(21) Appl. No.: **29/512,024**

(22) Filed: **Dec. 16, 2014**

(51) **LOC (10) Cl.** ..... **01-01**

(52) **U.S. Cl.**  
USPC ..... **D1/115**

(58) **Field of Classification Search**  
USPC ..... D1/100-130, 199; 426/104, 115, 144,  
426/249, 274, 517, 518, 805; D21/386;  
D25/119, 121; D30/160; D24/102, 103  
See application file for complete search history.

(56) **References Cited**

**U.S. PATENT DOCUMENTS**

D134,414 S *	11/1942	Orme, Jr.	.....	D1/120
D492,581 S *	7/2004	Fahy	.....	D8/378
D505,062 S *	5/2005	Suero, Jr.	.....	D8/378
D626,192 S *	10/2010	Hunter	.....	D21/803
D649,740 S *	12/2011	Bredin	.....	D1/125
D666,378 S *	9/2012	Dixon	.....	D1/125
D687,616 S *	8/2013	Smith	.....	D1/107

D692,206 S *	10/2013	Slusarczyk	.....	D1/125
D725,867 S *	4/2015	Mathew	.....	D1/115
D728,193 S *	5/2015	Mathew	.....	D1/115
D730,617 S *	6/2015	Slusarczyk	.....	D1/125
D731,597 S *	6/2015	Jensen	.....	D21/493
D731,742 S *	6/2015	Clement	.....	D1/115

\* cited by examiner

*Primary Examiner* — Garth Rademaker

*Assistant Examiner* — Katie S Mroczka

(74) *Attorney, Agent, or Firm* — Arent Fox LLP

(57) **CLAIM**

The ornamental design for a pet treat, as shown and described.

**DESCRIPTION**

FIG. 1 is a perspective view of a pet treat showing our new design;

FIG. 2 is a top view of the design shown in FIG. 1;

FIG. 3 is a bottom view of the design shown in FIG. 1;

FIG. 4 is a left side view of the design shown in FIG. 1;

FIG. 5 is a right side view of the design shown in FIG. 1;

FIG. 6 is a front view of the design shown in FIG. 1;

FIG. 7 is a rear view of the design shown in FIG. 1;

FIG. 8 is a perspective view of a pet treat showing our new design, according to a second embodiment;

FIG. 9 is a top view of the design shown in FIG. 8;

FIG. 10 is a bottom view of the design shown in FIG. 8;

FIG. 11 is a left side view of the design shown in FIG. 8;


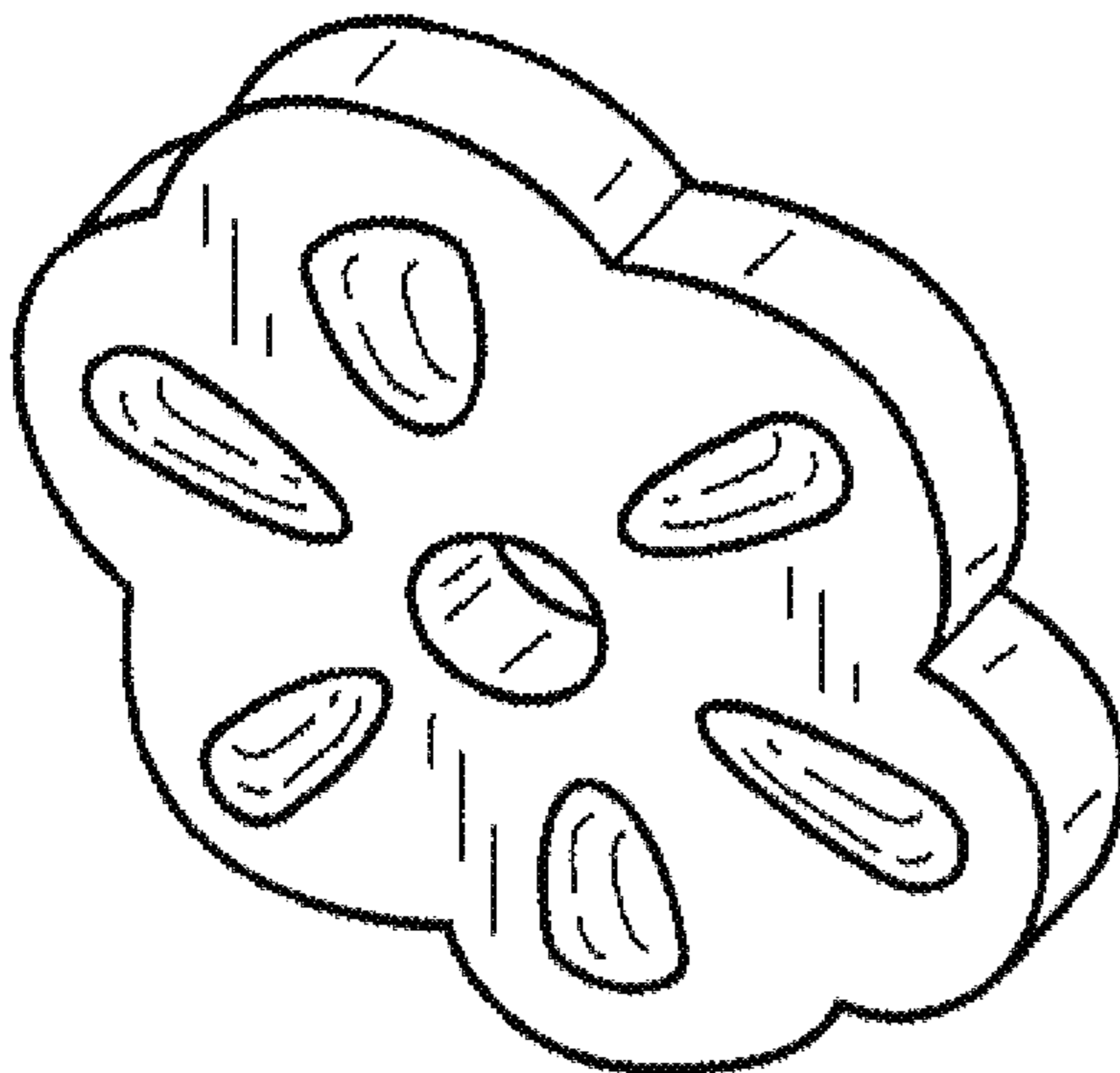
FIG. 12 is a right side view of the design shown in FIG. 8;

FIG. 13 is a front view of the design shown in FIG. 8; and,

FIG. 14 is a rear view of the design shown in FIG. 8.

The portion of the pet treat depicted in broken lines in FIGS. 8-14, forms no part of the claimed design.

**1 Claim, 2 Drawing Sheets**



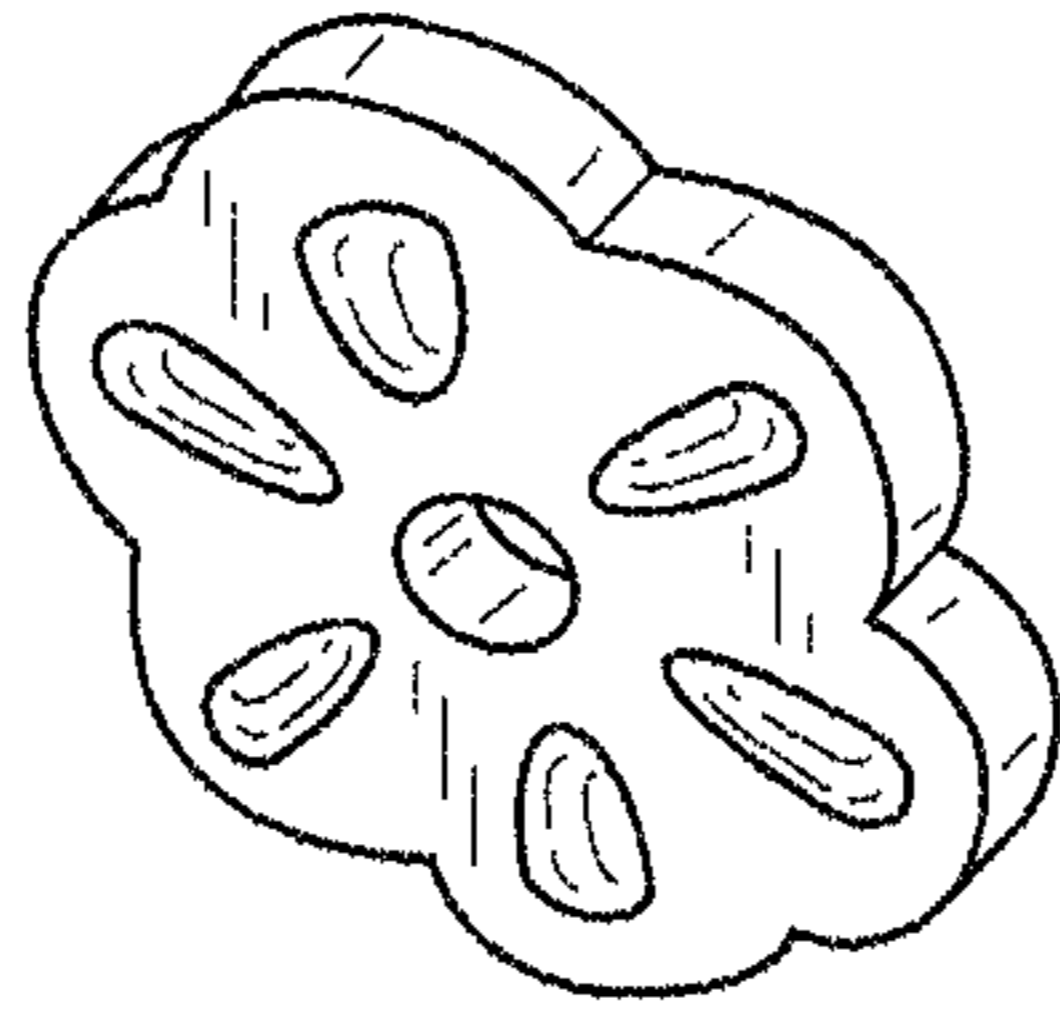


FIG. 1



FIG. 2



FIG. 3



FIG. 4



FIG. 5




FIG. 6




FIG. 7

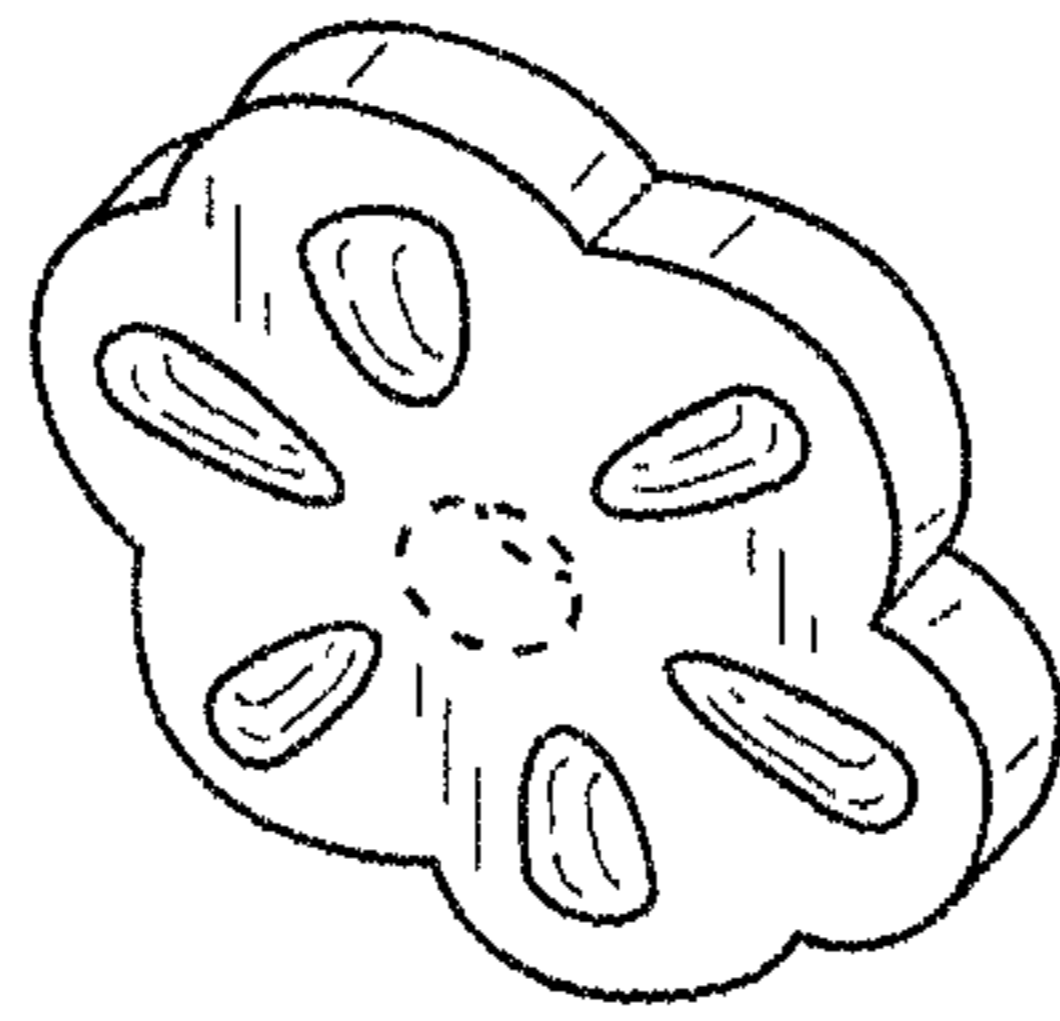


FIG. 8



FIG. 9



FIG. 10



FIG. 11



FIG. 12

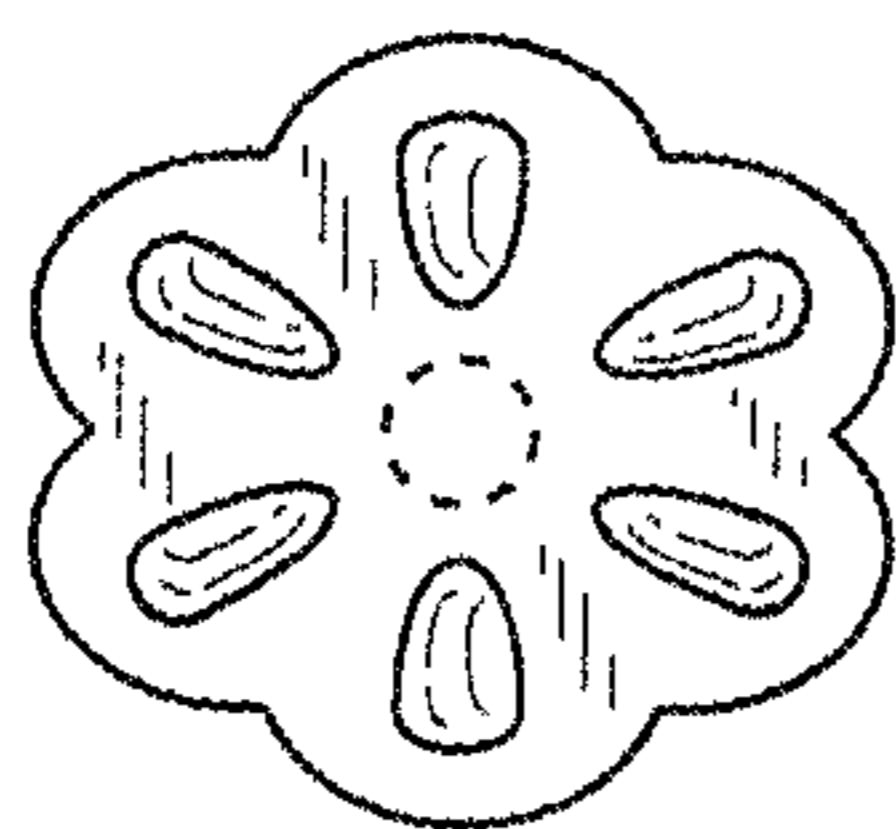


FIG. 13




FIG. 14