



US00D761507S

(12) **United States Design Patent**
Heck et al.

(10) **Patent No.:** **US D761,507 S**
(45) **Date of Patent:** **** Jul. 12, 2016**

(54) **CLEANER**

(71) Applicant: **Samsung Electronics Co., Ltd.**,
Suwon-si (KR)
(72) Inventors: **Felix Heck**, Munich (DE); **Yu Na Oh**,
Munich (DE); **Ju Suek Lee**, Munich
(DE); **Youna Kim**, Yongin-si (KR);
Yeonyoung Nam, Goyang-si (KR);
Jaeho Jang, Seoul (KR)

(73) Assignee: **Samsung Electronics Co., Ltd.**,
Suwon-si (KR)

(**) Term: **14 Years**

(21) Appl. No.: **29/487,574**

(22) Filed: **Apr. 10, 2014**

(30) **Foreign Application Priority Data**

Oct. 10, 2013 (KR) 30-2013-0051387

(51) **LOC (10) Cl.** **15-05**

(52) **U.S. Cl.**
USPC **D32/31**

(58) **Field of Classification Search**
USPC D32/19–21, 25, 31–33; D4/102, 127,
D4/128, 133, 136; D7/697
CPC A47J 37/0713; A47L 9/2842; A47L
2201/00; A47L 5/30; A47L 5/28; A47L
5/362; A47L 9/04; A47L 11/24; A46B
13/005; A46B 13/001; A61C 17/26; G06N
3/008; B25J 9/1697; G01S 13/931; B62D
58/032; B62D 57/032; E01H 1/053; E01H
1/02; B05C 17/02; B05C 17/0207; A21C
3/021; A22C 9/008

See application file for complete search history.

(56) **References Cited**

U.S. PATENT DOCUMENTS

895,411	A *	8/1908	Amstutz	54/16
3,357,037	A *	12/1967	Kaplan	15/230.11
4,314,395	A *	2/1982	Brock	492/13
D527,854	S *	9/2006	Marzynski	D32/21
D548,411	S *	8/2007	Schroter	D32/21
D593,265	S *	5/2009	Carr et al.	D32/21
D659,920	S *	5/2012	Lee et al.	D32/21
D661,032	S *	5/2012	Lee et al.	D32/21
D691,337	S *	10/2013	Kim et al.	D32/21
D704,400	S *	5/2014	Shin et al.	D32/21
D714,003	S *	9/2014	Casini	D32/21
D720,103	S *	12/2014	Haug et al.	D32/21
D720,511	S *	12/2014	Shin et al.	D32/21
2002/0073500	A1 *	6/2002	Pavlou	15/230.11
2007/0192986	A1 *	8/2007	Garcia et al.	15/339
2014/0013530	A1 *	1/2014	Gallardo	15/230.11
2014/0041153	A1 *	2/2014	De Wit et al.	15/390
2014/0166047	A1 *	6/2014	Hillen et al.	134/6
2014/0259475	A1 *	9/2014	Doughty	15/52.1

* cited by examiner

Primary Examiner — Ruth McInroy

(74) *Attorney, Agent, or Firm* — NSIP Law

(57) **CLAIM**

We claim the ornamental design for a cleaner, as shown and described.

DESCRIPTION

FIG. 1 is a front perspective view of a cleaner showing our new design;
FIG. 2 is a front view thereof;
FIG. 3 is a rear view thereof;
FIG. 4 is a left-side view thereof;
FIG. 5 is a right-side view thereof;
FIG. 6 is a top view thereof;
FIG. 7 is a bottom view thereof;
FIG. 8 is an exploded right-side view thereof, the left side being a mirror image; and,
FIG. 9 is a front perspective view of one of the wet mops in FIG. 8.
The broken lines in the figures show portions of the cleaner which form no part of the claimed design.

1 Claim, 9 Drawing Sheets

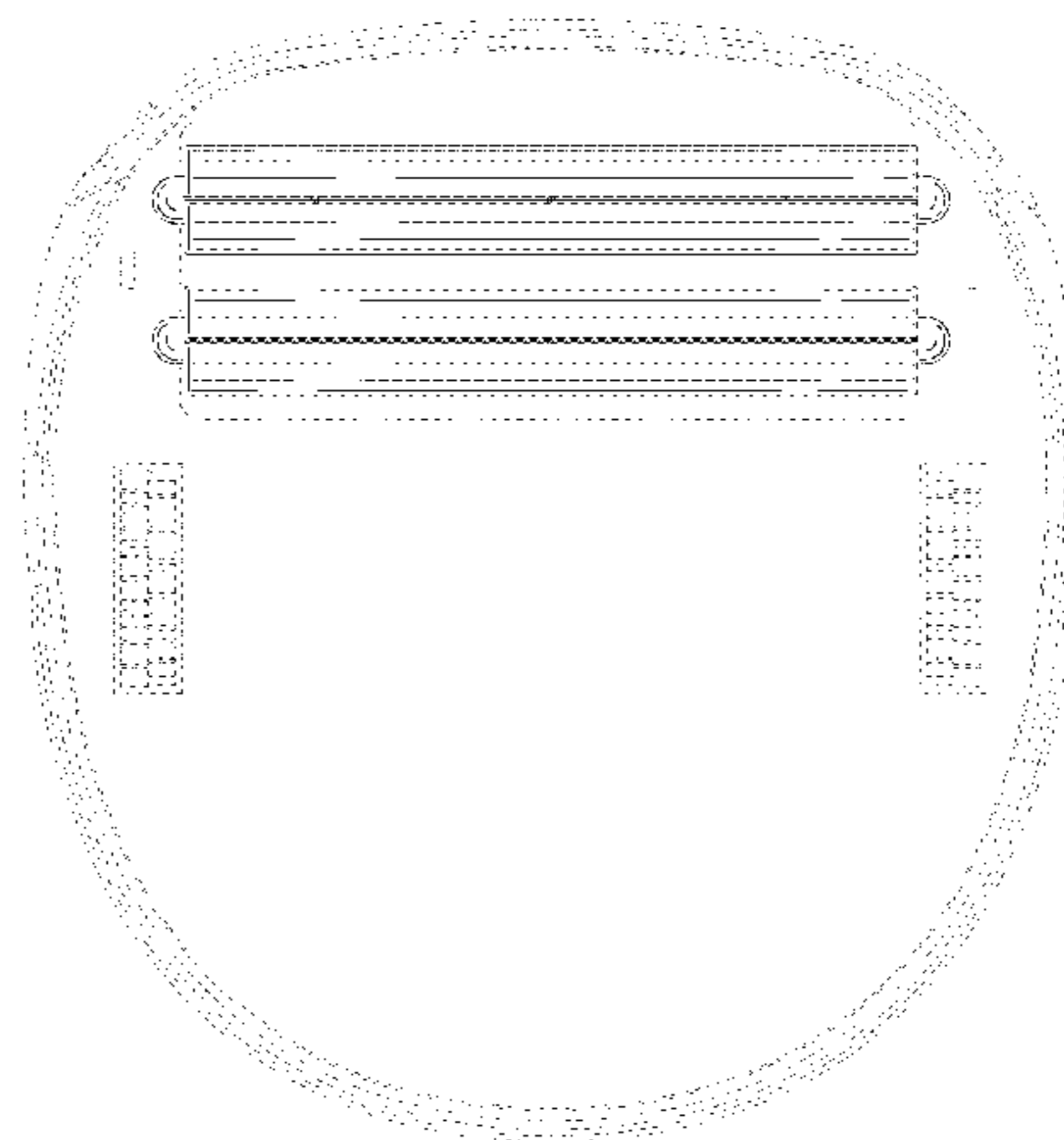



FIG. 1




FIG. 2




FIG. 3




FIG. 4




FIG. 5




FIG. 6

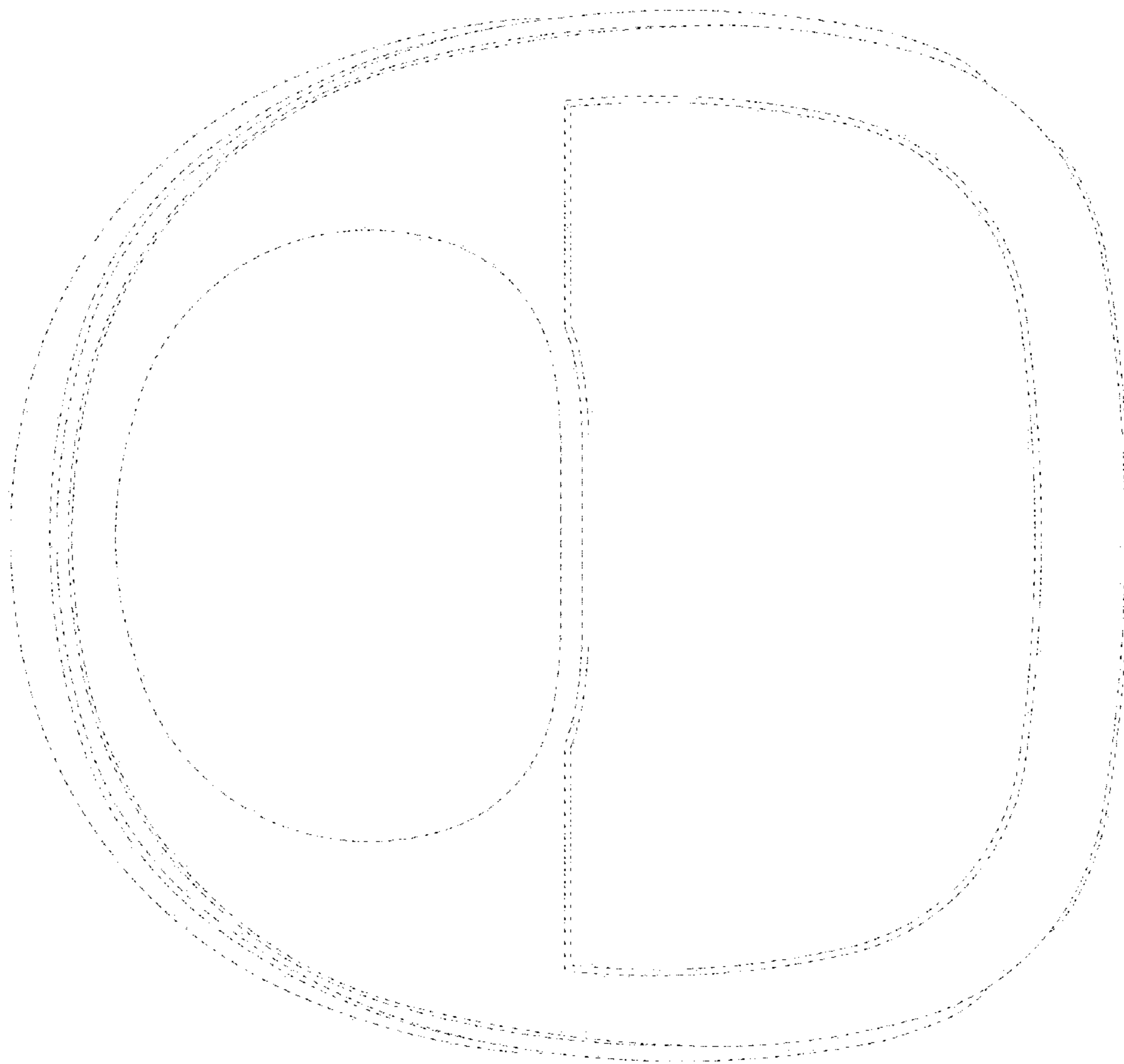


FIG. 7

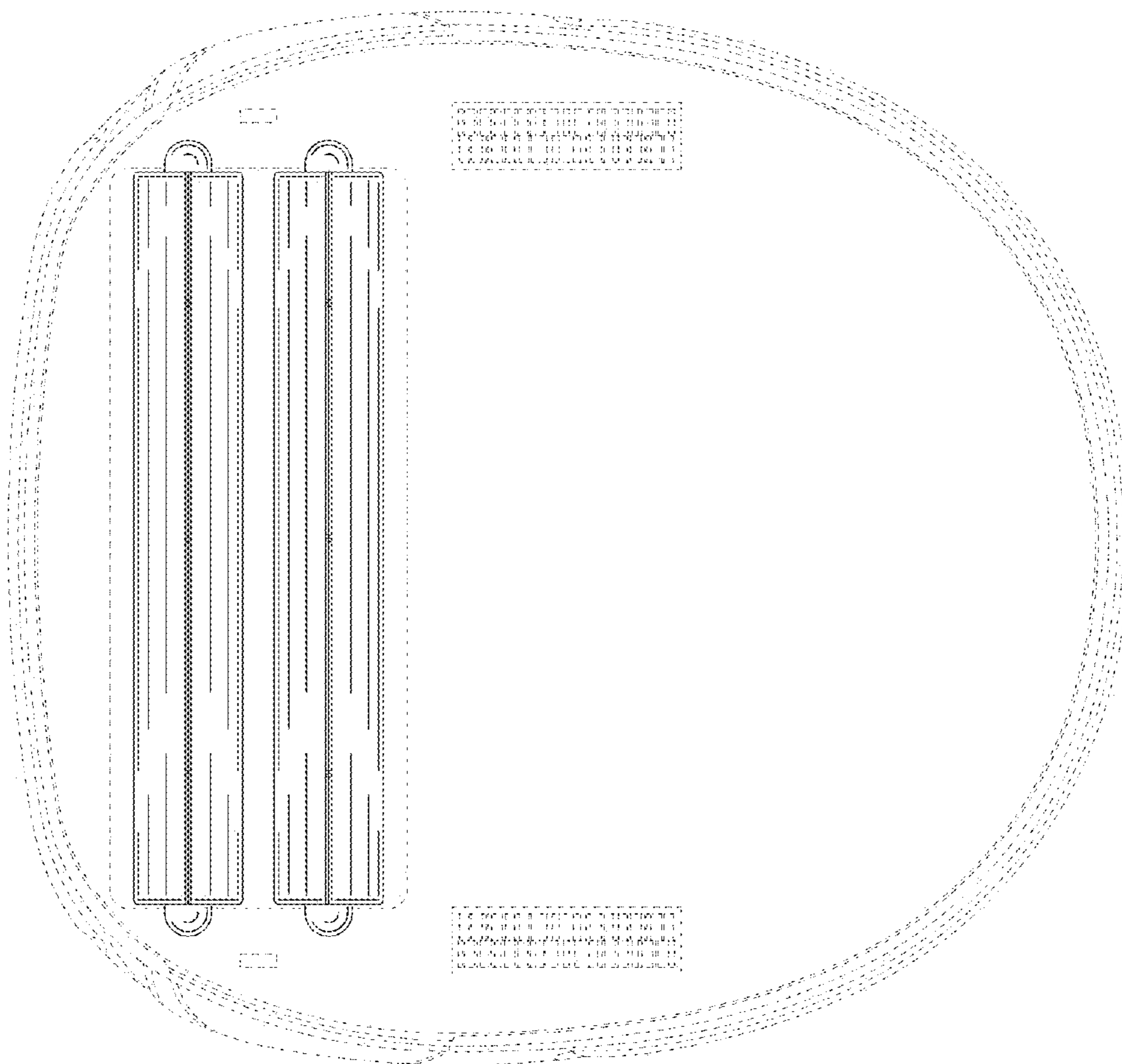


FIG. 8

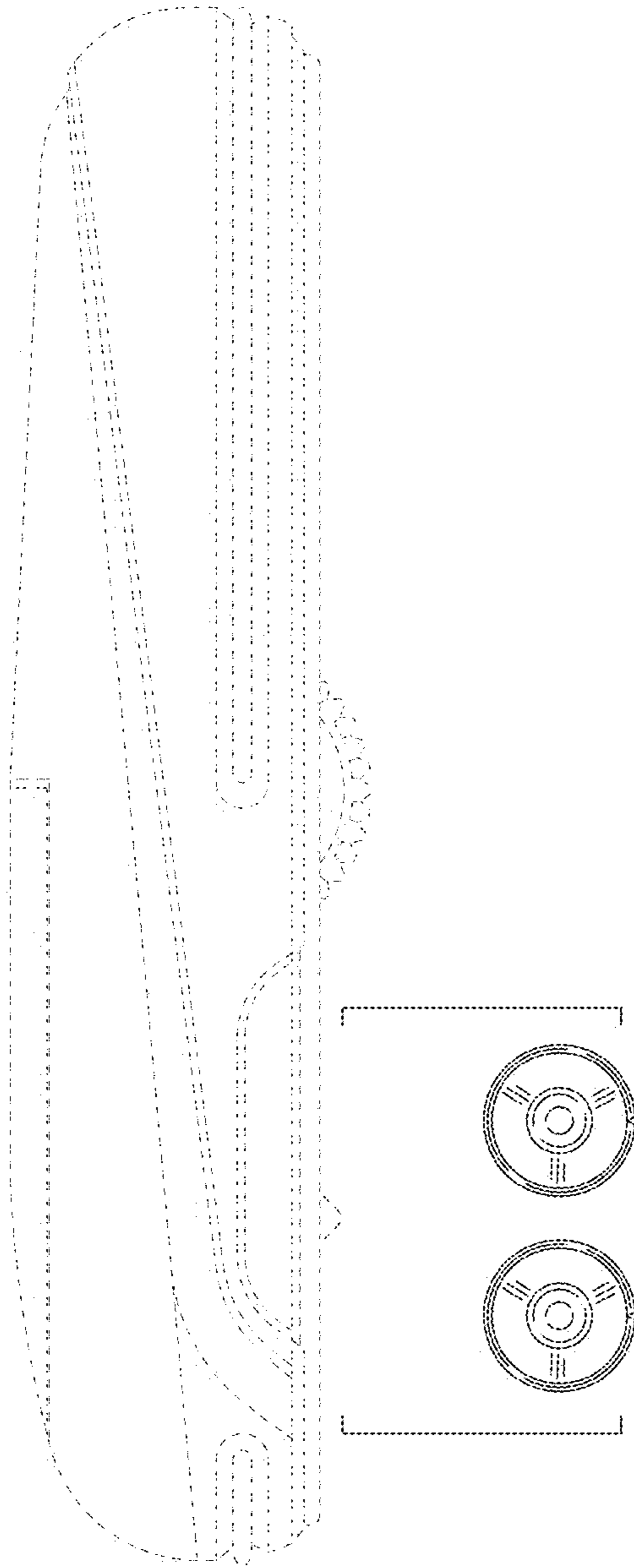


FIG. 9

