



US00D761504S

(12) **United States Design Patent**
Lee

(10) **Patent No.:** **US D761,504 S**
(45) **Date of Patent:** **** Jul. 12, 2016**

(54) **WASHING MACHINE**

(71) Applicant: **Samsung Electronics Co., Ltd.**,
Suwon-si, Gyeonggi-do (KR)

(72) Inventor: **Dae-kyun Lee**, Suwon-si (KR)

(73) Assignee: **SAMSUNG ELECTRONICS CO., LTD.** (KR)

(**) Term: **15 Years**

(21) Appl. No.: **29/532,587**

(22) Filed: **Jul. 8, 2015**

(30) **Foreign Application Priority Data**

Jan. 22, 2015 (KR) 30-2015-0003478

(51) **LOC (10) Cl.** **15-05**

(52) **U.S. Cl.**
USPC **D32/6**

(58) **Field of Classification Search**
USPC D32/1, 5-6, 8, 25, 28, 29, 67
CPC ... D06F 33/02; D06F 39/02; D06F 2204/065;
D06F 25/00; D06F 35/006
See application file for complete search history.

(56) **References Cited**

U.S. PATENT DOCUMENTS

D300,279	S	*	3/1989	Umehara	D32/6
D313,679	S	*	1/1991	Sakamoto	D32/6
5,469,593	A	*	11/1995	Cuthbert	D06F 37/302 68/140
5,875,655	A	*	3/1999	Herman-Latack	D06F 39/026 222/166
D422,387	S	*	4/2000	Mutoh	D32/25
D446,890	S	*	8/2001	Cho	D32/6
D470,632	S	*	2/2003	Oda	D32/6

D503,835	S	*	4/2005	Oda	D32/6
D516,258	S	*	2/2006	Matsusaki	D32/1
D519,692	S	*	4/2006	Jun	D32/6
7,073,356	B2	*	7/2006	Nakamura	D06F 37/10 68/12.26
D541,491	S	*	4/2007	Jun	D32/6
D597,712	S	*	8/2009	Jeon	D32/6
D599,509	S	*	9/2009	Jeon	D32/6
D704,907	S	*	5/2014	Yoo	D32/6
D709,657	S	*	7/2014	Shin	D32/25
D711,605	S	*	8/2014	Jo	D32/25
D729,467	S	*	5/2015	Jee	D32/6
D732,762	S	*	6/2015	Joo	D32/6
D733,372	S	*	6/2015	Song	D32/6
D738,582	S	*	9/2015	Chung	D32/6
D744,177	S	*	11/2015	Jung	D32/6
D748,355	S	*	1/2016	Sim	D32/6

* cited by examiner

Primary Examiner — T. Chase Nelson

Assistant Examiner — Michelle E Wilson

(74) *Attorney, Agent, or Firm* — Cantor Colburn LLP

(57) **CLAIM**

The ornamental design for a washing machine, as shown and described.

DESCRIPTION

FIG. 1 is a perspective view of a washing machine, showing my new design;

FIG. 2 is a front view thereof;

FIG. 3 is a rear view thereof;

FIG. 4 is a side view thereof;

FIG. 5 is another side view thereof;

FIG. 6 is a top view thereof; and,

FIG. 7 is a bottom view thereof.

The broken lines illustrating portions of the washing machine form no part of the claimed design.

1 Claim, 7 Drawing Sheets

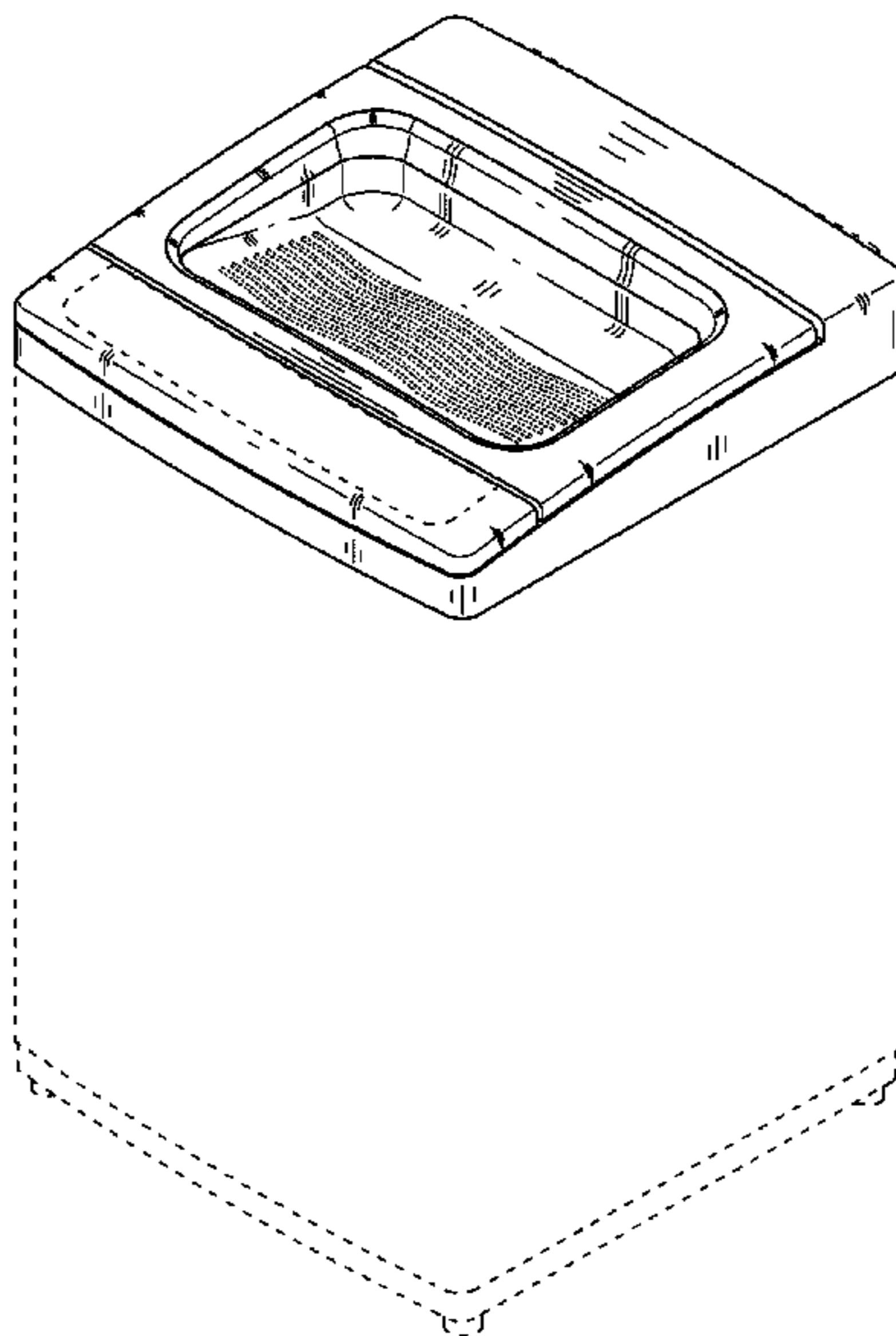


FIG. 1

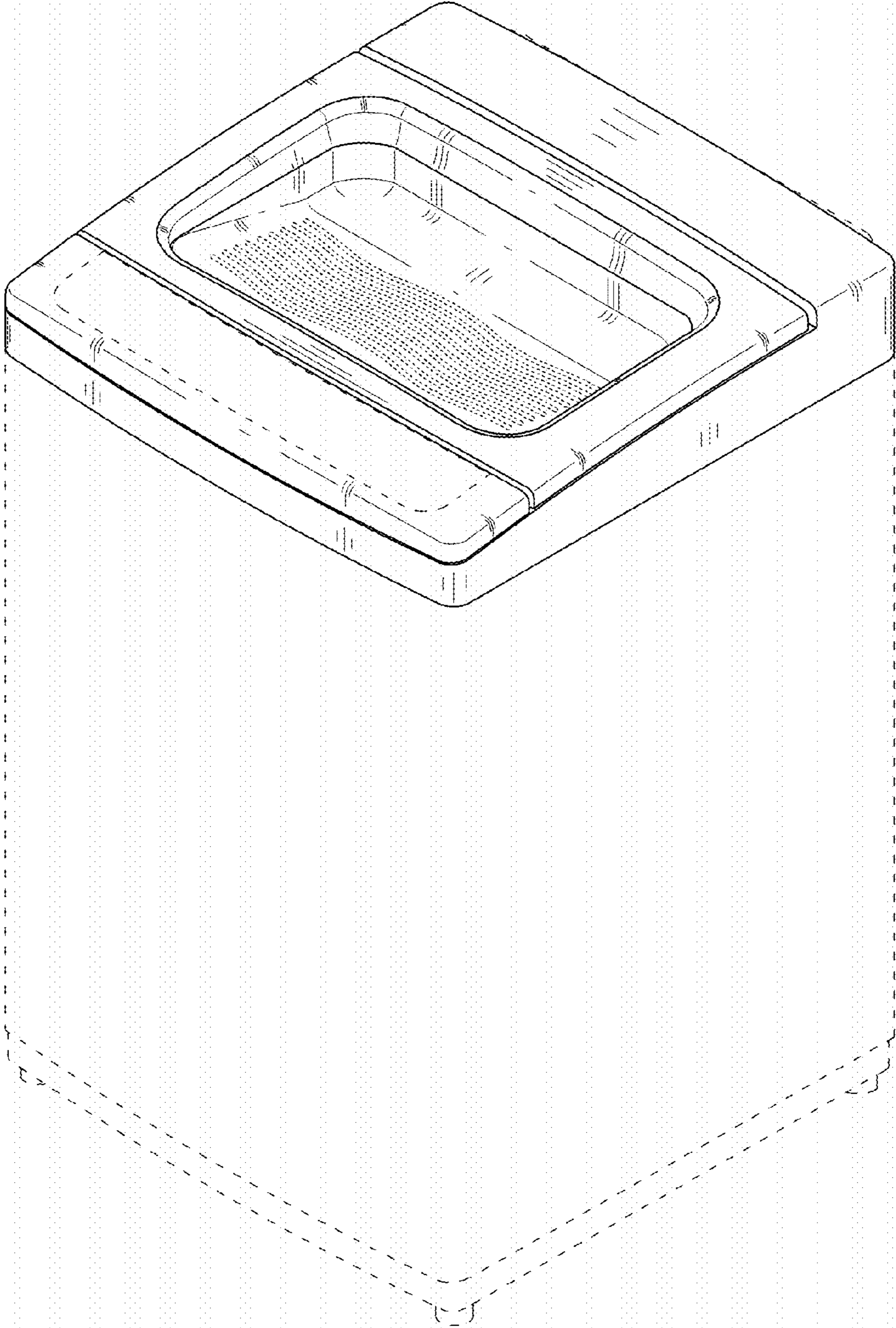


FIG. 2



FIG. 3




FIG. 4



FIG. 5




FIG. 6

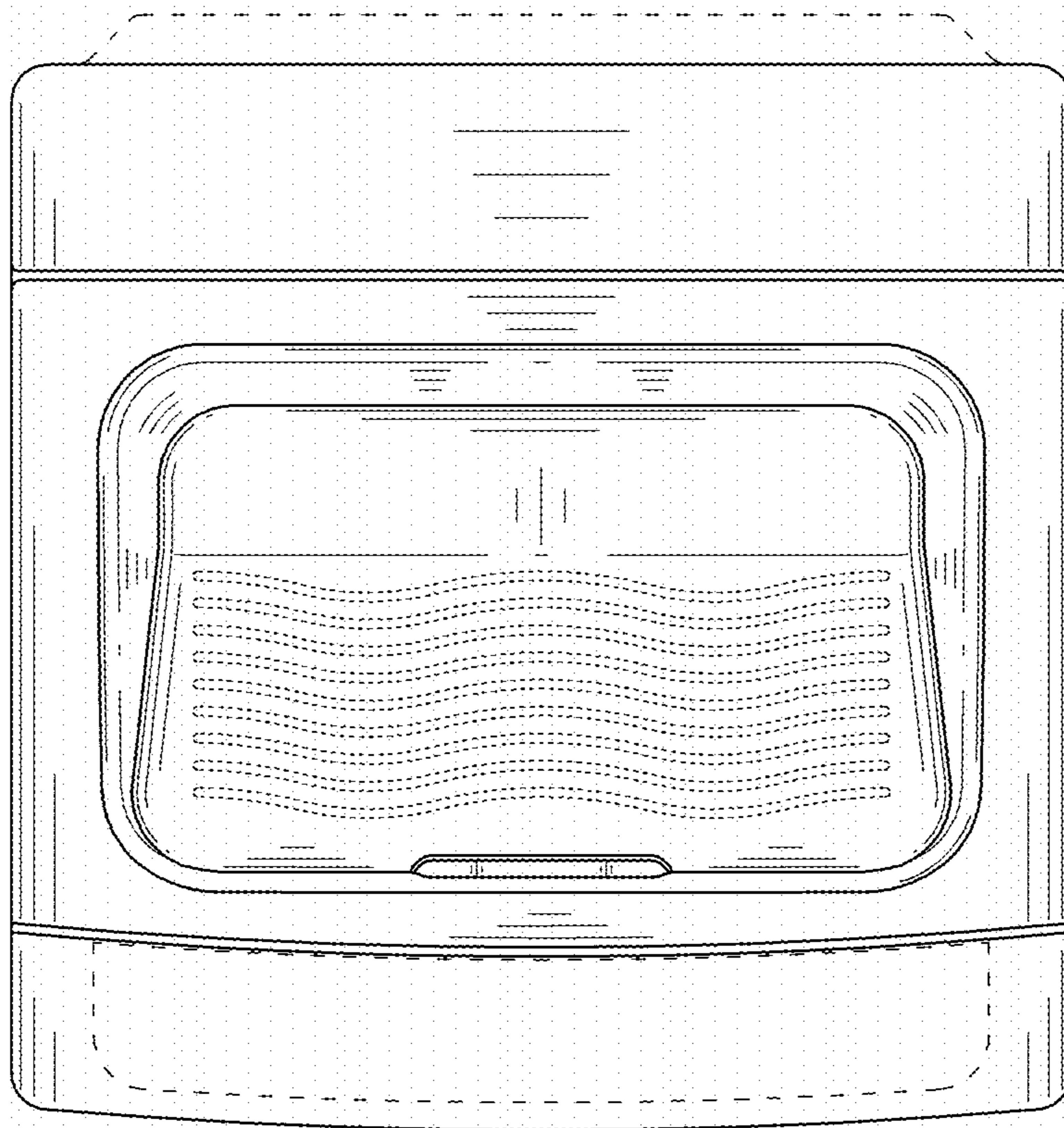


FIG. 7

