



US00D761500S

(12) **United States Design Patent**
Feddema et al.

(10) **Patent No.:** **US D761,500 S**
(45) **Date of Patent:** **** Jul. 12, 2016**

(54) **WASH ARM**

(71) Applicant: **Whirlpool Corporation**, Benton Harbor, MI (US)

(72) Inventors: **Mark S. Feddema**, Kalamazoo, MI (US); **Addison E. Foster**, St. Joseph, MI (US); **Deborah L. Gregory**, St. Joseph, MI (US); **John A. Hall**, Holland, MI (US); **Michael Kahwaji**, St. Joseph, MI (US); **Jonathan D. Pugh**, Benton Harbor, MI (US); **Ameresh B. Viswanathan**, St. Joseph, MI (US)

(73) Assignee: **Whirlpool Corporation**, Benton Harbor, MI (US)

(**) Term: **14 Years**

(21) Appl. No.: **29/525,735**

(22) Filed: **May 1, 2015**

(51) **LOC (10) Cl.** **15-05**

(52) **U.S. Cl.**
USPC **D32/3**

(58) **Field of Classification Search**
USPC D32/1, 2, 3, 25, 26; 134/176, 179, 187, 134/188; 239/246, 248, 251
CPC B05B 1/34; A47L 15/22; D06F 39/10
See application file for complete search history.

(56) **References Cited**

U.S. PATENT DOCUMENTS

D314,255 S *	1/1991	Brito	D32/3
D461,284 S *	8/2002	Hegeman	D32/3
6,869,029 B2 *	3/2005	Ochoa, Sr.	A47L 15/508 134/176
7,914,625 B2 *	3/2011	Bertsch	A47L 15/23 134/176
8,282,741 B2 *	10/2012	Bertsch	A47L 15/23 134/172

9,186,685 B2 *	11/2015	Marziali	B03C 7/02
9,220,393 B2 *	12/2015	Becker	A47L 15/22
2010/0043825 A1 *	2/2010	Bertsch	A47L 15/4221 134/18
2010/0043826 A1 *	2/2010	Bertsch	A47L 15/4221 134/18
2013/0160217 A1 *	6/2013	Tietz	D06F 39/10 8/137
2013/0180856 A1 *	7/2013	Marziali	B03C 7/02 204/549
2014/0069462 A1 *	3/2014	Becker	A47L 15/22 134/10
2015/0345060 A1 *	12/2015	Tietz	D06F 39/10 8/137

* cited by examiner

Primary Examiner — Rosemary K Tarcza
Assistant Examiner — Yolanda Robinson

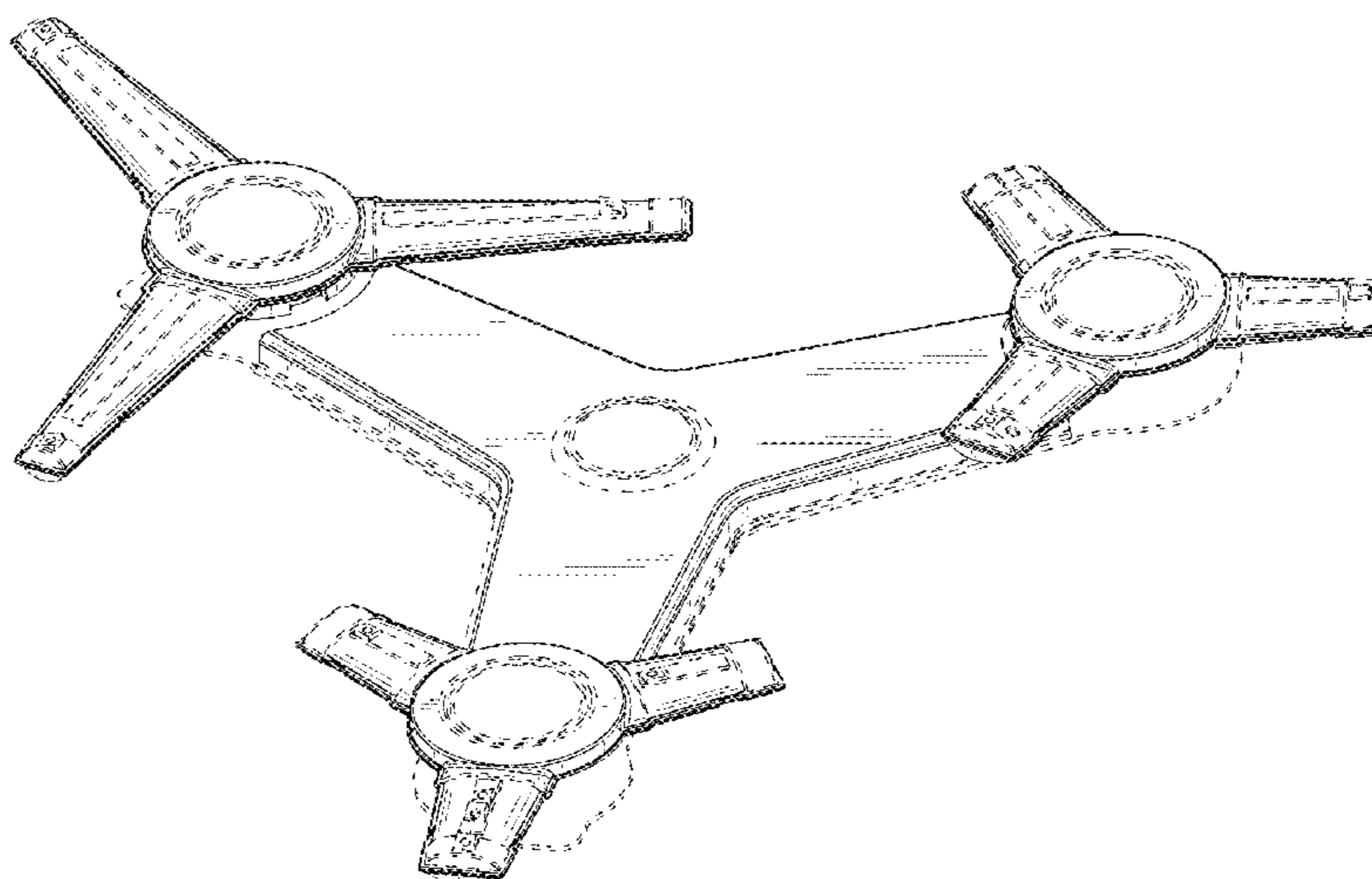
(57) **CLAIM**

We claim the ornamental design for a wash arm, as shown and described.

DESCRIPTION

FIG. 1 is a front perspective view of a wash arm of the present disclosure;
FIG. 2 is a rear perspective view of the wash arm of FIG. 1;
FIG. 3 is a first side elevational view of the wash arm of FIG. 1;
FIG. 4 is a second side elevational view of the wash arm of FIG. 1;
FIG. 5 is a third side elevational view of the wash arm of FIG. 1;
FIG. 6 is a fourth side elevational view of the wash arm of FIG. 1;
FIG. 7 is a top plan view of the wash arm of FIG. 1; and
FIG. 8 is a bottom plan view of the wash arm of FIG. 1.
Broken lines are environmental only and form no part of the claimed design.

1 Claim, 6 Drawing Sheets



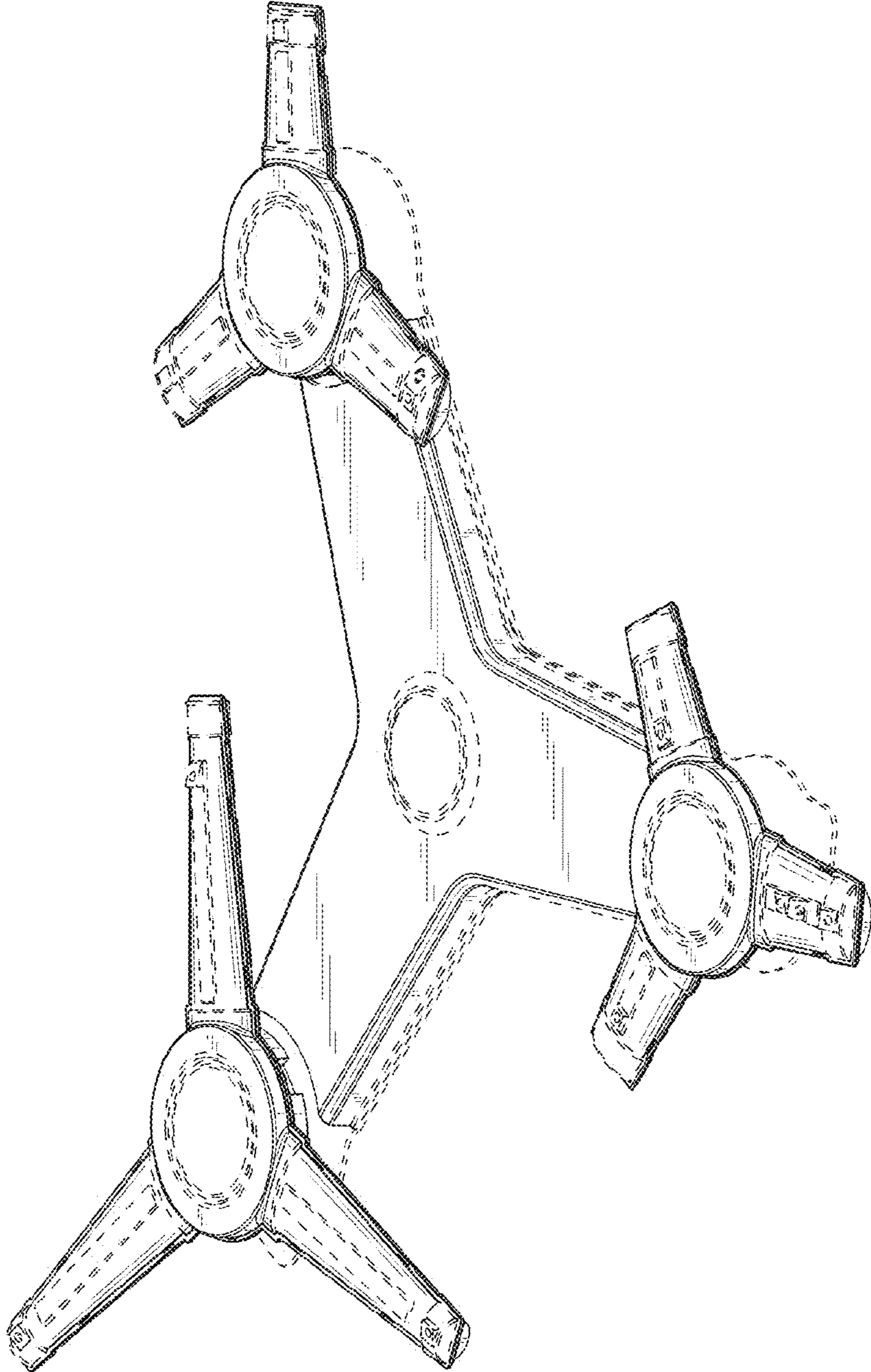


FIG. 1

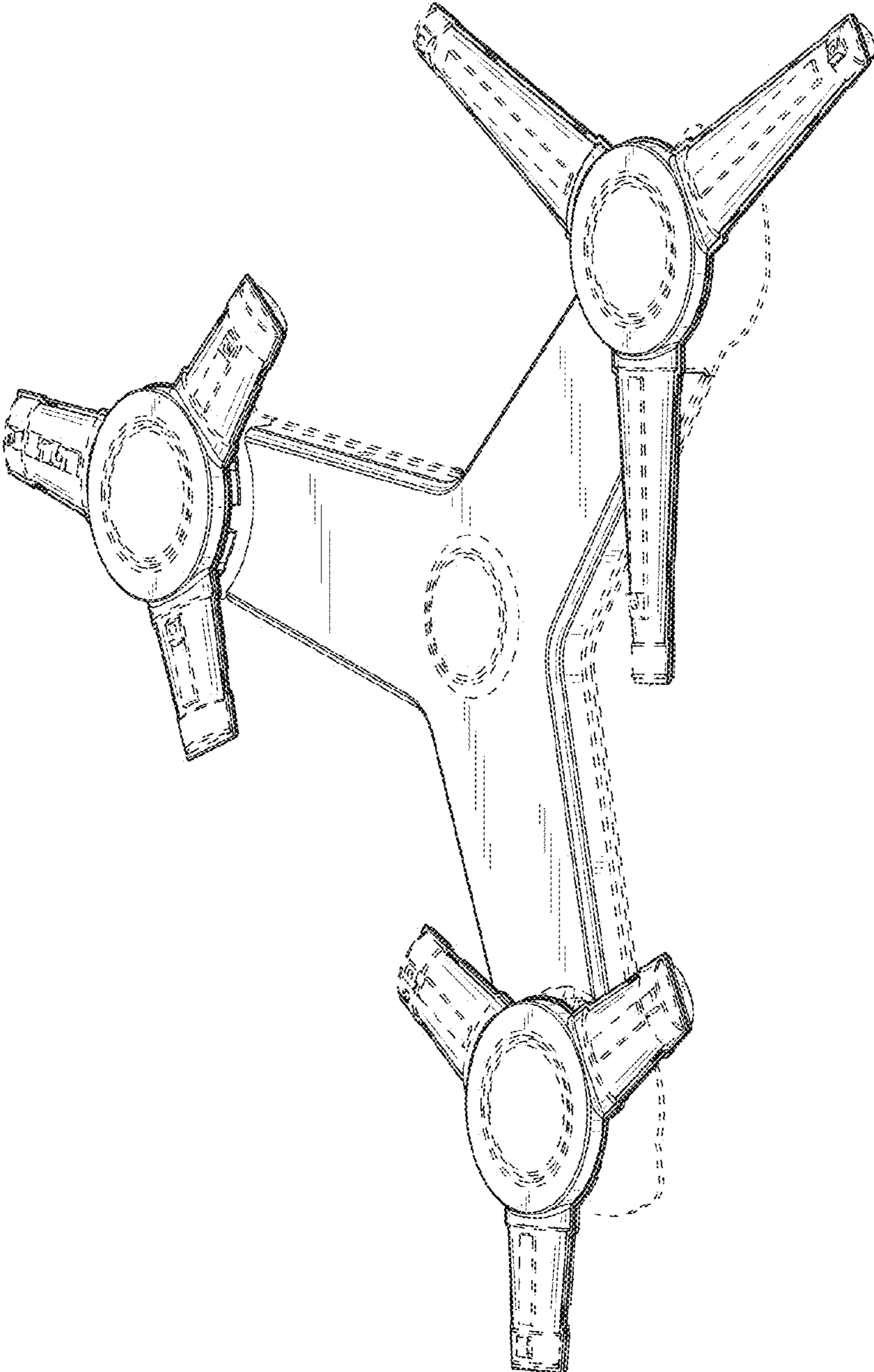


FIG. 2

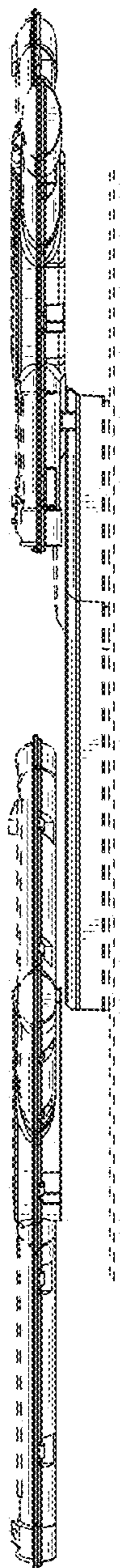


FIG. 3

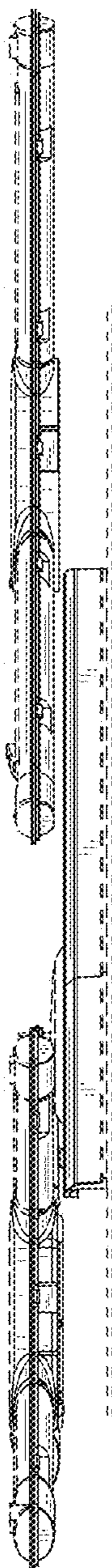


FIG. 4

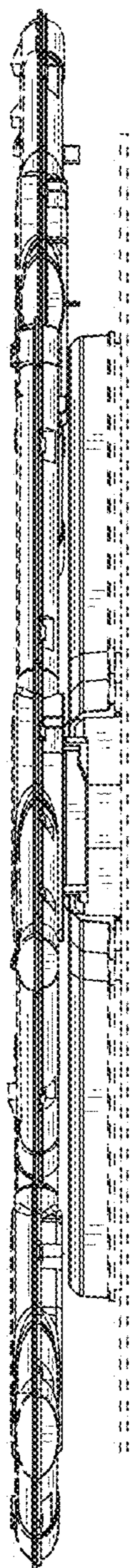


FIG. 5

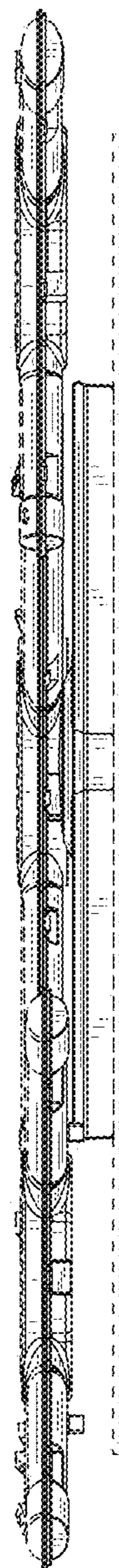


FIG. 6

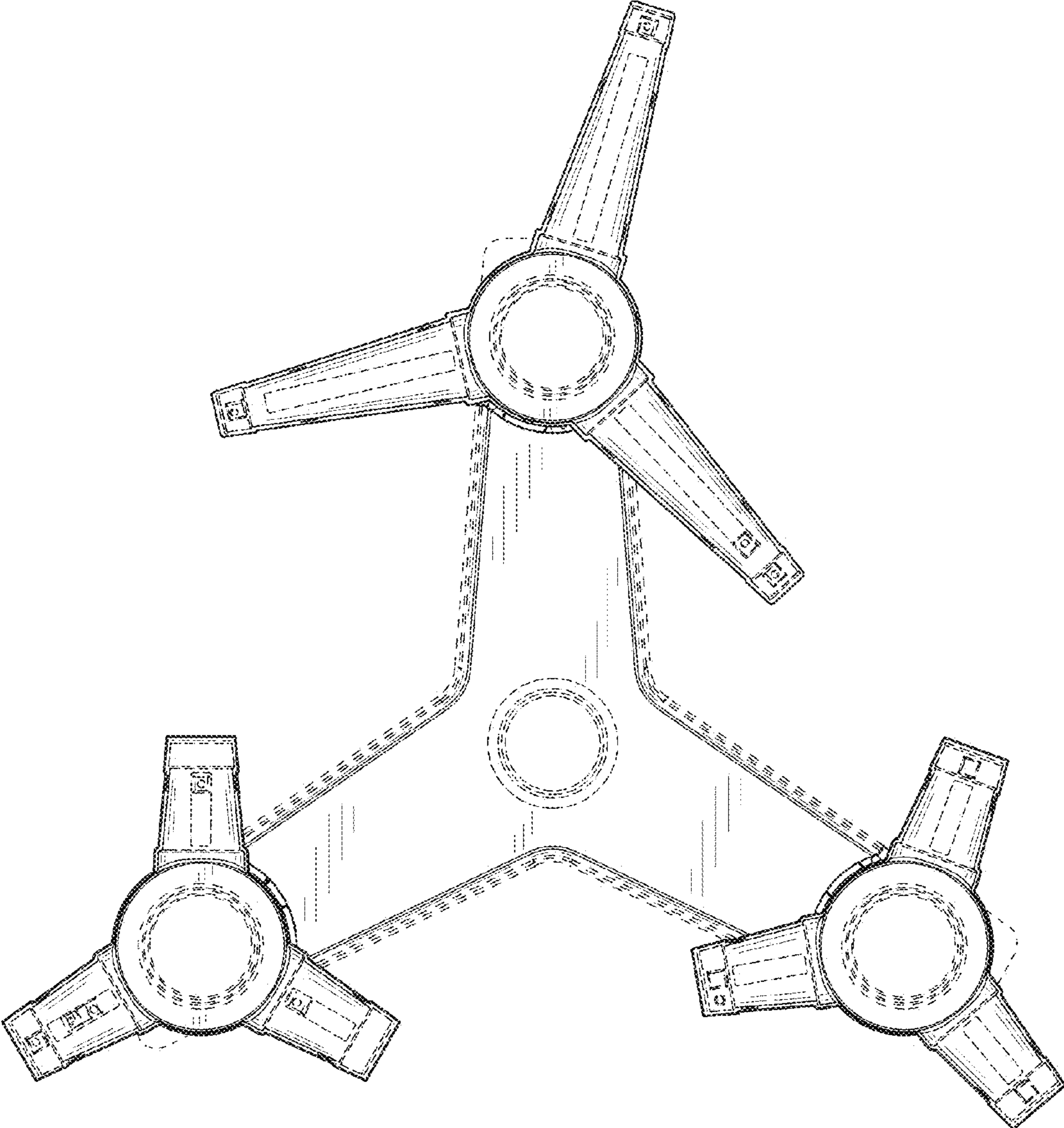


FIG. 7

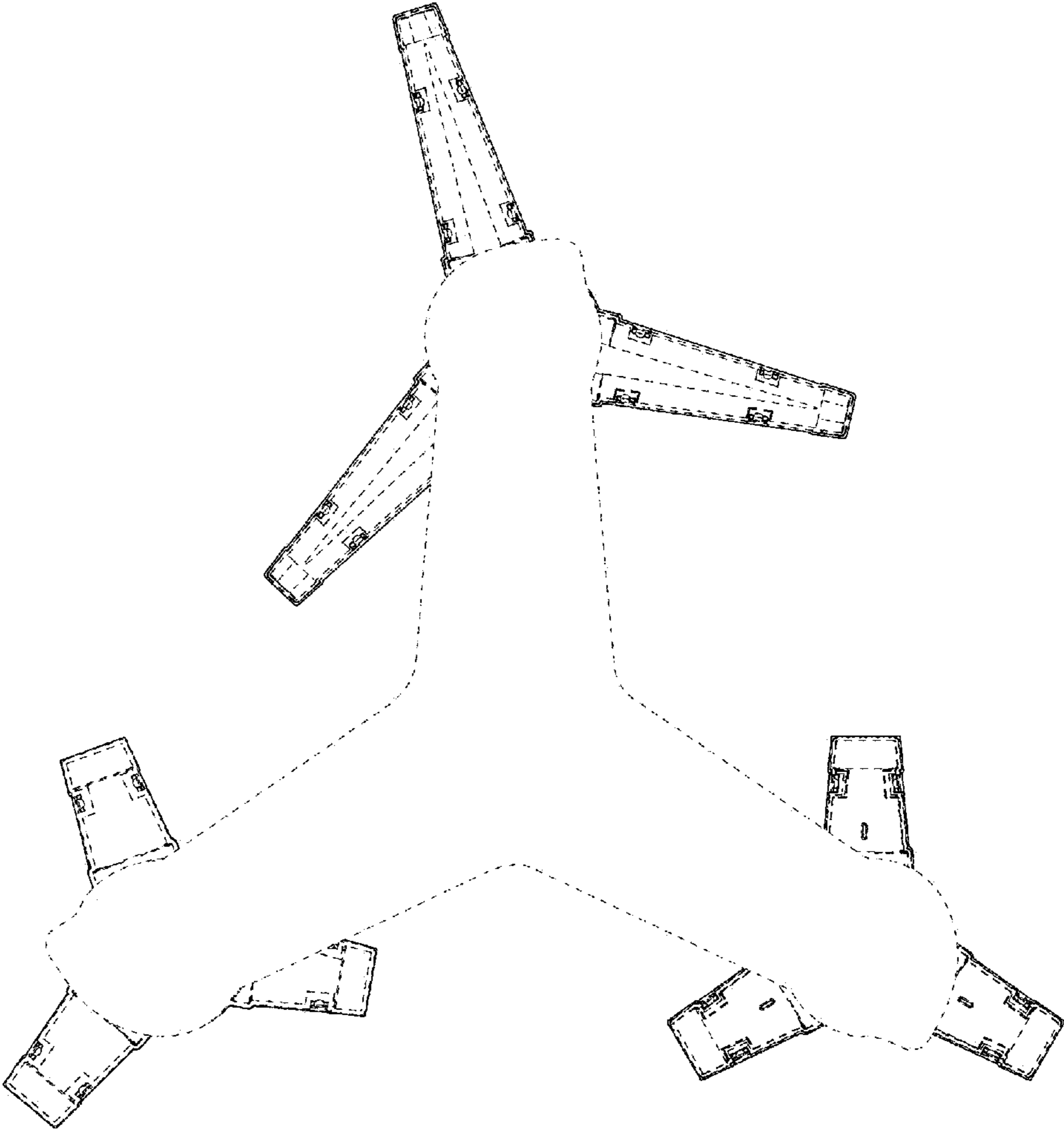


FIG. 8