



US00D761491S

(12) **United States Design Patent**
Goodman et al.

(10) **Patent No.:** **US D761,491 S**
(45) **Date of Patent:** **** Jul. 12, 2016**

(54) **STYLING ORGANIZER**

(71) Applicant: **Spectrum Diversified Designs, Inc.**,
Streetsboro, OH (US)

(72) Inventors: **Sheldon H. Goodman**, Solon, OH (US);
Phaysouk Xayoiphonh, Akron, OH
(US)

(73) Assignee: **Spectrum Diversified Designs, LLC**,
Streetsboro, OH (US)

(**) Term: **14 Years**

(21) Appl. No.: **29/495,445**

(22) Filed: **Jul. 1, 2014**

(51) **LOC (10) Cl.** **28-03**

(52) **U.S. Cl.**
USPC **D28/73**; D28/38; D3/306

(58) **Field of Classification Search**
USPC D28/73, 77, 38, 18; D6/567, 566, 528,
D6/531, 527, 524, 525, 526, 537, 553, 513,
D6/562; D7/600.1-600.4, 704; D8/373,
D8/366, 352, 356, 376, 380; 248/317;
D3/304, 306
CPC A45D 44/04; A45D 20/00; A45D 20/12;
A45D 2020/126; A45D 2020/128; A45D
44/02; A45D 2001/002; A45D 20/16; A47F
5/00; A47F 5/01; A47F 5/13
See application file for complete search history.

(56) **References Cited**

U.S. PATENT DOCUMENTS

D243,559 S * 3/1977 Hoyle D28/38
D267,841 S * 2/1983 Leslie D12/16
5,727,701 A * 3/1998 Rhoades A45D 1/00
211/70.6
D414,001 S * 9/1999 Crotte D19/77

D470,978 S * 2/2003 Hoernig D28/73
D595,076 S * 6/2009 Snider D6/525
D603,095 S * 10/2009 Petrucci D28/38
7,793,793 B1 * 9/2010 Sykes A47F 5/02
206/6.1

(Continued)

OTHER PUBLICATIONS

Wayfair.com, "hair dryer" tagged items under all bathroom accessories. Accessed on Oct. 6, 2015. (<http://www.wayfair.com/filters/All-Bathroom-Accessories-l363-c1773103-q~hair+dryer.html>).*

(Continued)

Primary Examiner — Jennifer Rivard

Assistant Examiner — April Rivas

(74) *Attorney, Agent, or Firm* — Benesch Friedlander
Coplan & Aronoff LLP

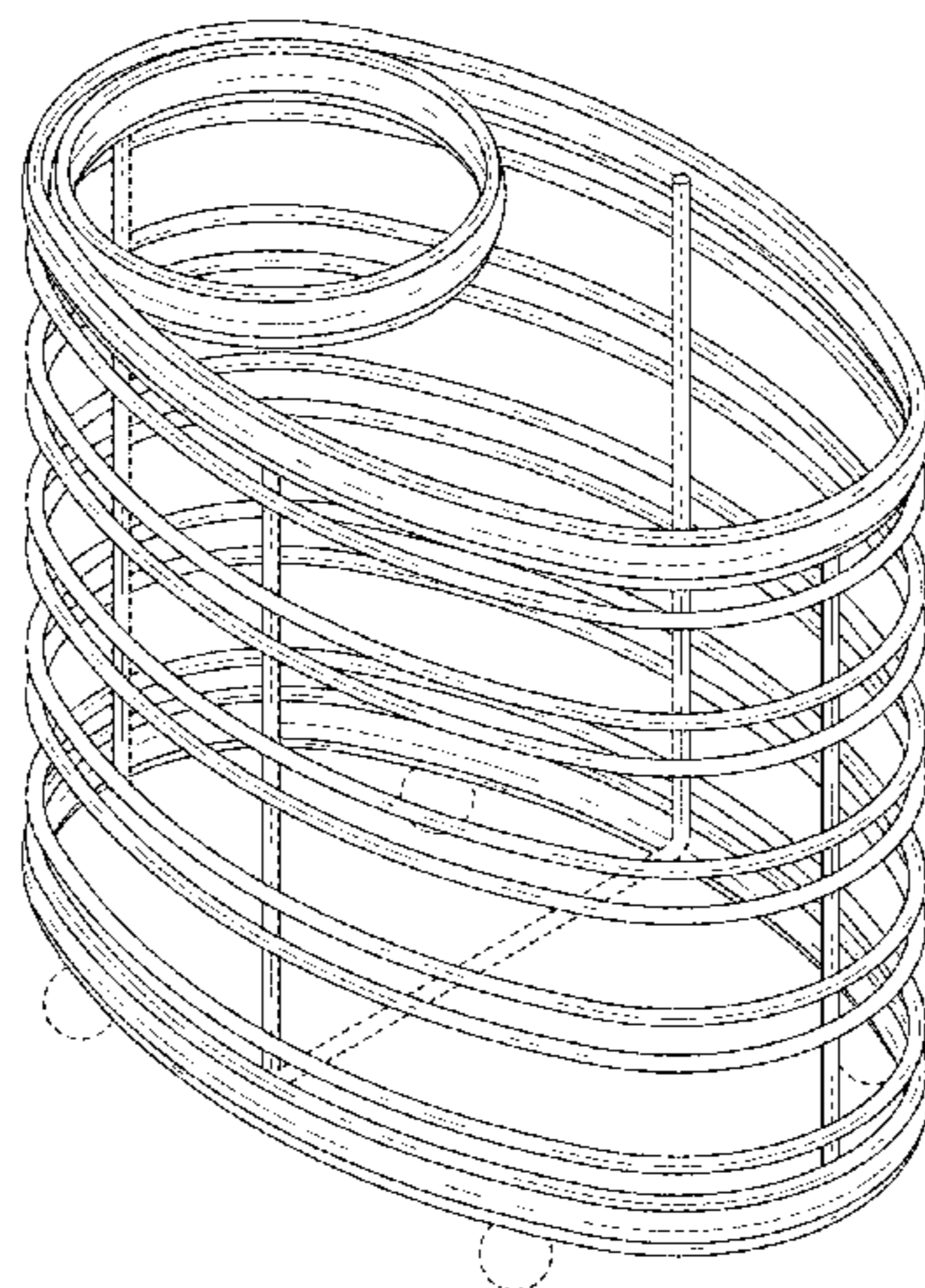
(57) **CLAIM**

What is claimed is the ornamental design for a styling organizer, as shown and described.

DESCRIPTION

FIG. 1 is a perspective view of a styling organizer showing a new design;
FIG. 2 is a top view of the styling organizer of FIG. 1;
FIG. 3 is a front view of the styling organizer of FIG. 1;
FIG. 4 is a side view of the styling organizer of FIG. 1;
FIG. 5 is a bottom view of the styling organizer of FIG. 1;
FIG. 6 is a cross-sectional view taken along line 6-6 in FIG. 4;
FIG. 7 is a perspective view of another embodiment of the styling organizer of FIG. 1; and,
FIG. 8 is a cross-sectional view taken along line 8-8 in FIG. 7.
The components of the display shown in broken lines illustrate portions of the styling organizer form no part of the claimed design.

1 Claim, 3 Drawing Sheets



(56)

References Cited

2006/0289367 A1* 12/2006 Cossey A45D 44/06
211/13.1

U.S. PATENT DOCUMENTS

D650,202 S * 12/2011 Klein D6/677.1
D719,797 S * 12/2014 Puruganan D7/600.1
D720,580 S * 1/2015 Puruganan D7/600.1
D723,302 S * 3/2015 Goodman D6/566

OTHER PUBLICATIONS

Google.com image search "countertop bathroom organizer wire",
date restricted to show results prior to Oct. 30, 2013.*

* cited by examiner

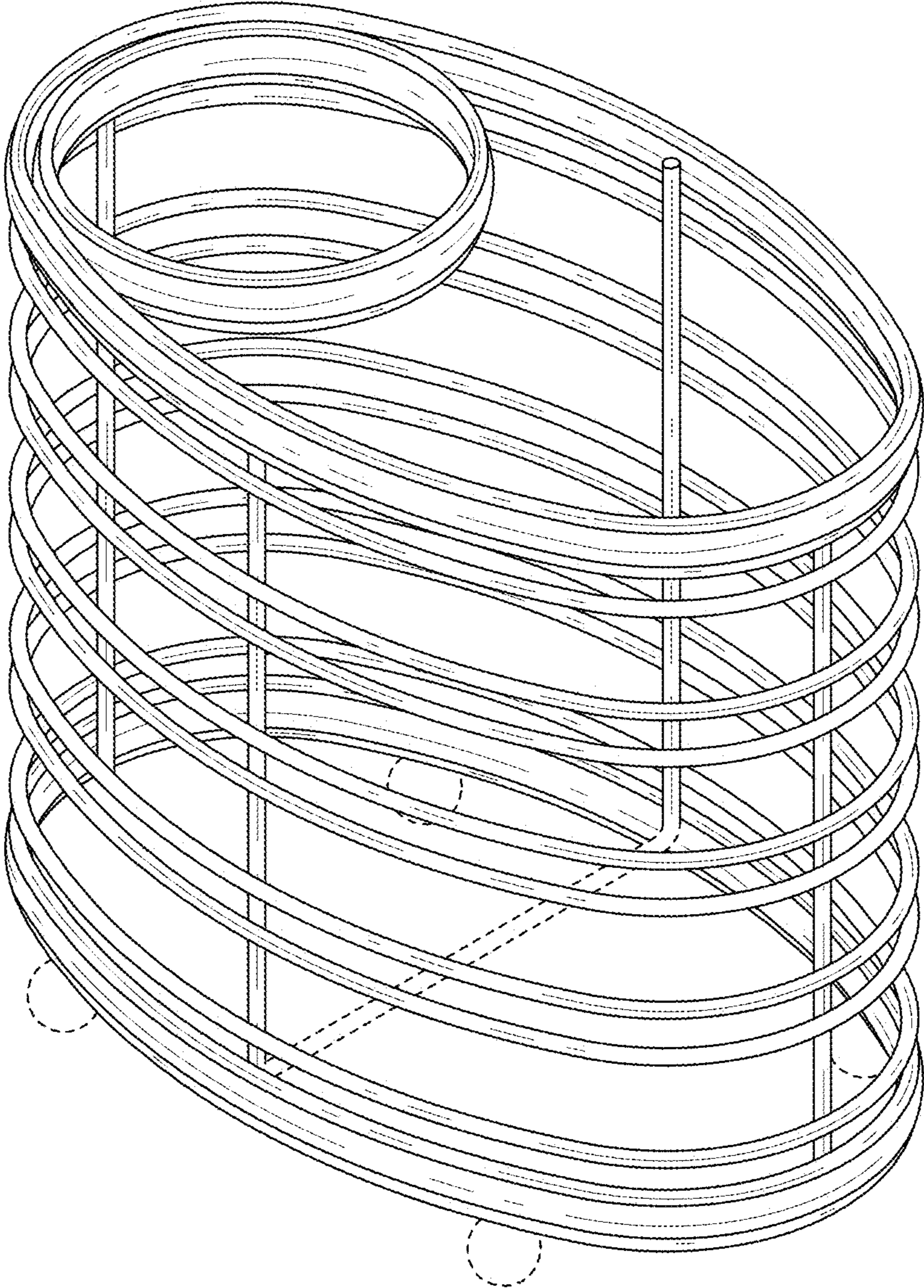


FIG. 1

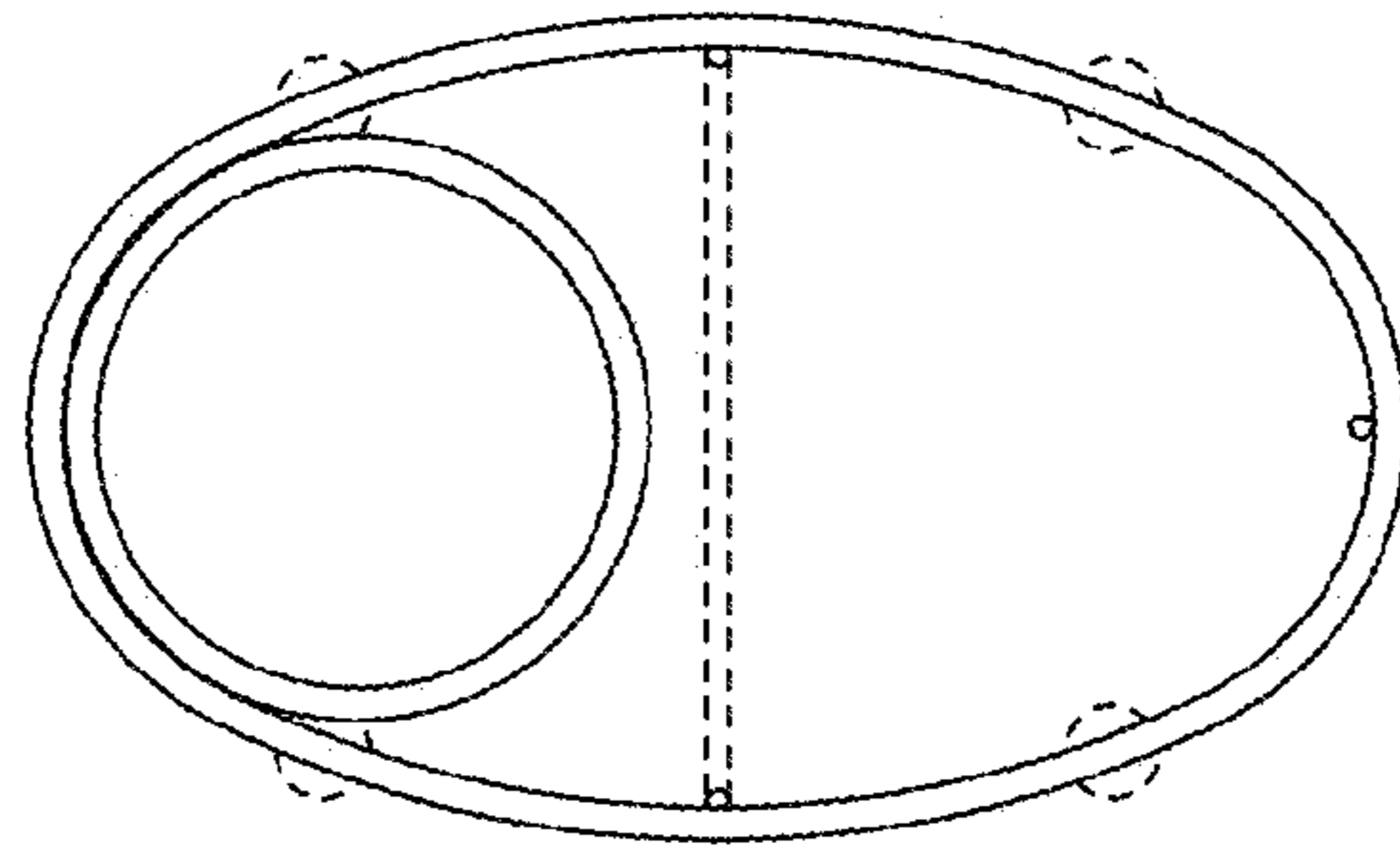


FIG. 2

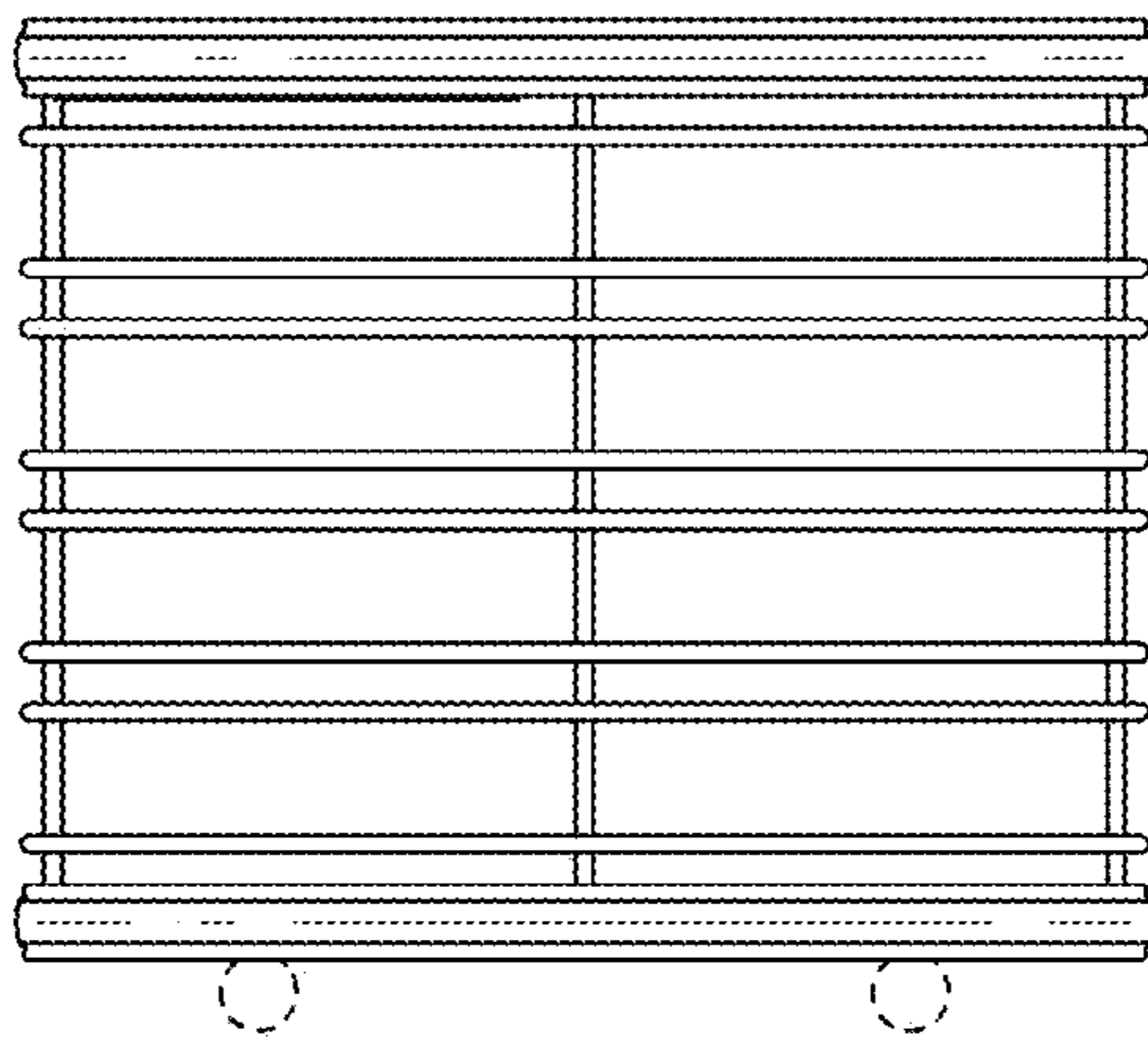


FIG. 3

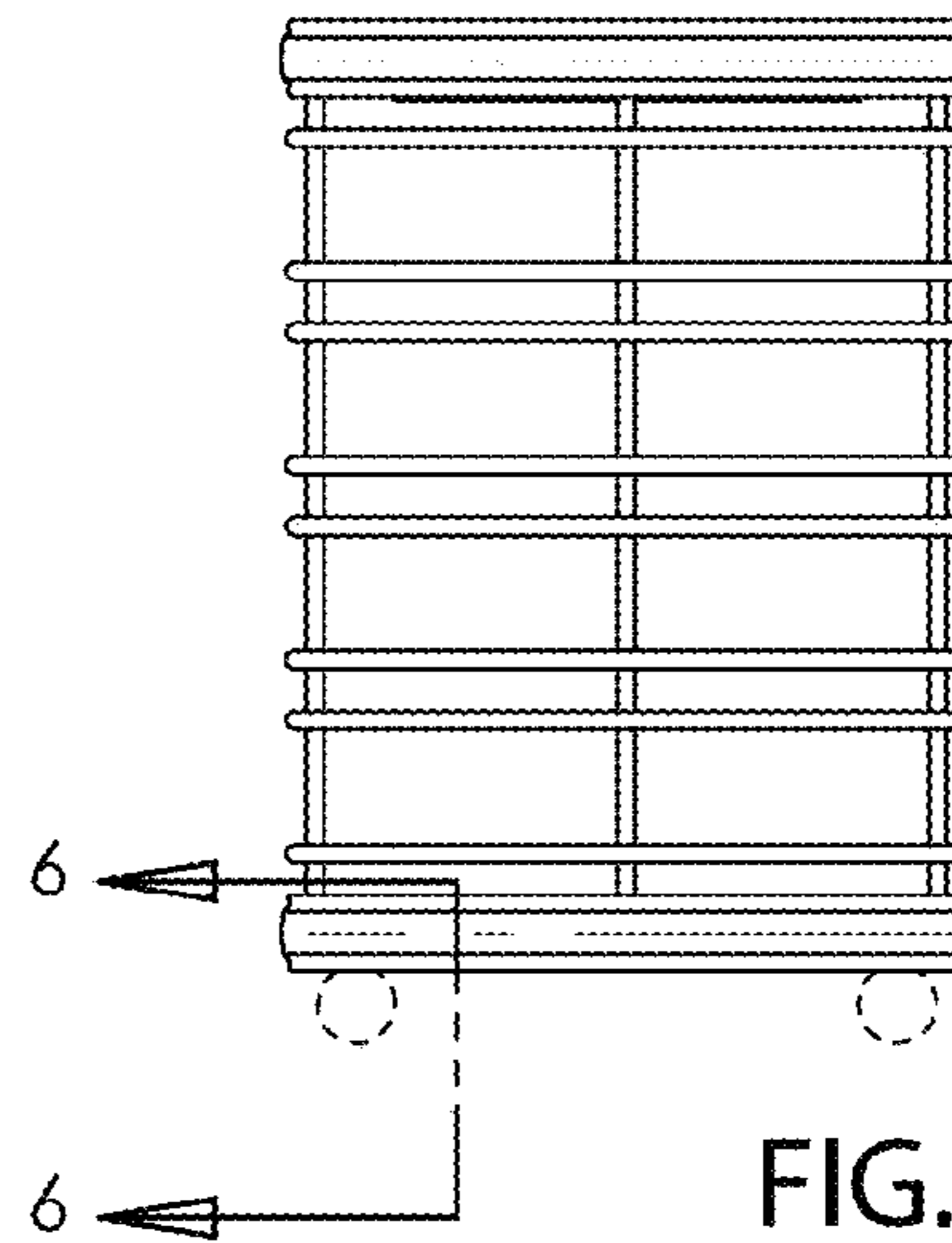


FIG. 4

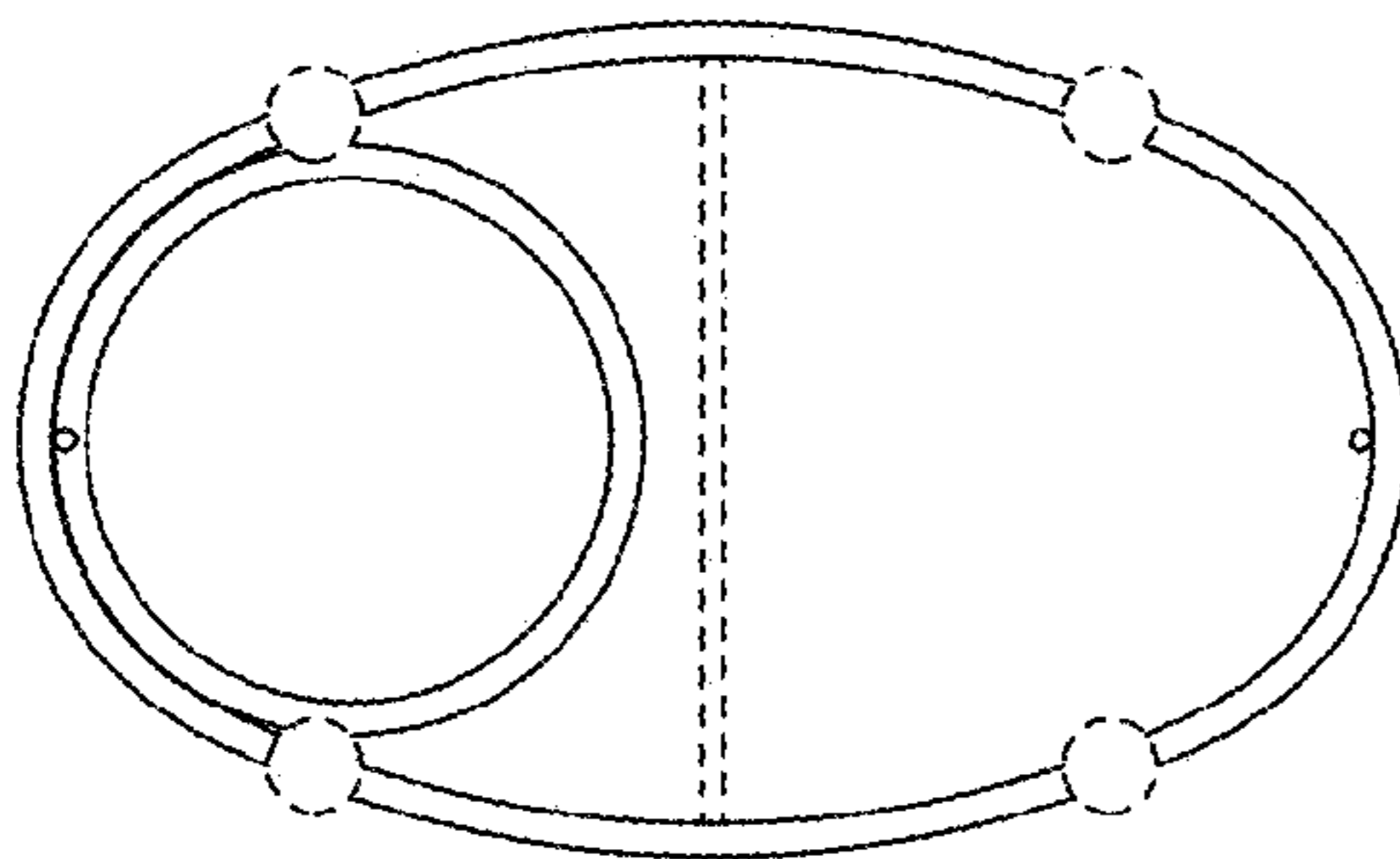


FIG. 5



FIG. 6

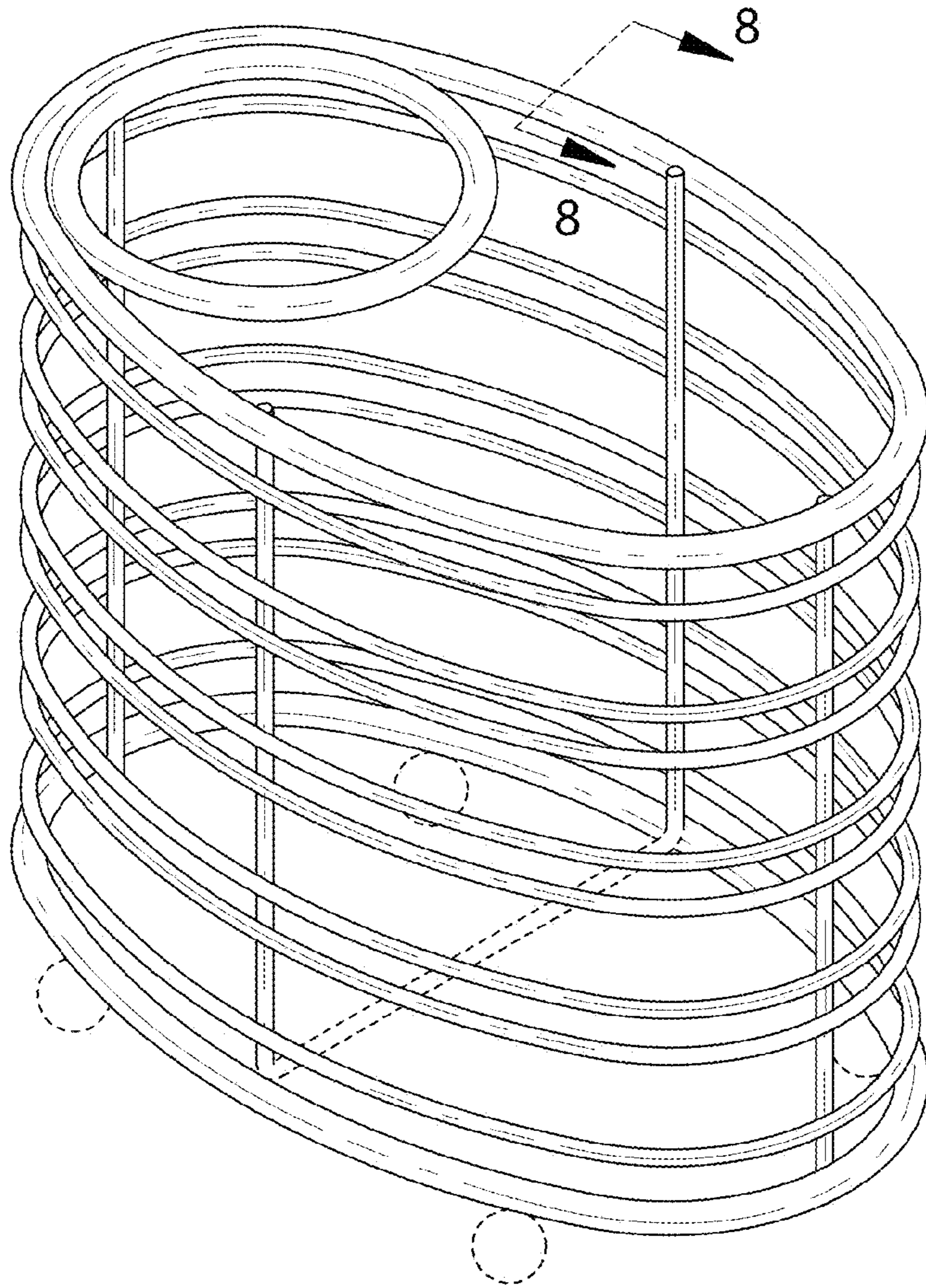


FIG. 7

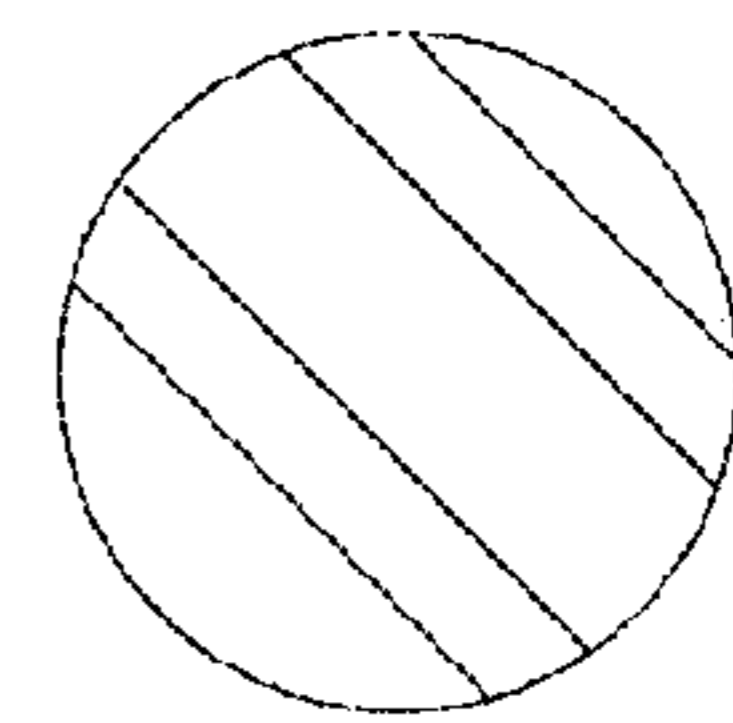


FIG. 8