

US00D761479S

(12) **United States Design Patent**  
**Ye**

(10) **Patent No.:** **US D761,479 S**  
(45) **Date of Patent:** **\*\* Jul. 12, 2016**

(54) **LAMP**

(71) Applicant: **Zhong Ye**, Plano, TX (US)

(72) Inventor: **Zhong Ye**, Plano, TX (US)

(\*\*) Term: **14 Years**

(21) Appl. No.: **29/474,326**

(22) Filed: **Aug. 8, 2014**

(51) **LOC (10) Cl.** ..... **26-03**

(52) **U.S. Cl.**  
USPC ..... **D26/99; D26/102**

(58) **Field of Classification Search**  
USPC ..... D26/24, 93, 99, 102; D21/483, 576,  
D21/585, 594; D11/131, 160

CPC ..... F21S 6/00; F21S 6/002; F21V 21/02;  
F21W 2121/00; F21W 2131/30

See application file for complete search history.

(56) **References Cited**

**U.S. PATENT DOCUMENTS**

D84,248 S \* 5/1931 Kiwad ..... D26/99  
D156,610 S \* 12/1949 De Lua ..... D26/99

D169,663 S \* 5/1953 Gross ..... D26/99  
D215,305 S \* 9/1969 Petito ..... D11/160  
D245,939 S \* 9/1977 Urban ..... D26/99  
D310,269 S \* 8/1990 Jackson ..... D26/99  
D424,233 S \* 5/2000 Wang ..... D26/102  
D430,333 S \* 8/2000 Campbell ..... D26/102  
D443,818 S \* 6/2001 Jones ..... D11/160

\* cited by examiner

*Primary Examiner* — Brian N Vinson

(57) **CLAIM**

The ornamental design of a lamp, as shown and described.

**DESCRIPTION**

FIG. 1 is a front perspective view of a lamp in accordance with the present invention;  
FIG. 2 is a front view thereof;  
FIG. 3 is a right side view thereof;  
FIG. 4 is a left side view thereof;  
FIG. 5 is a back side view thereof; and,  
FIG. 6 is a top view thereof.

**1 Claim, 3 Drawing Sheets**









Fig. 1




*Fig. 2*




*Fig. 3*



*Fig. 4*



*Fig. 5*



*Fig. 6*