

US00D761478S

(12) **United States Design Patent**  
**Ng**

(10) **Patent No.:** **US D761,478 S**  
(45) **Date of Patent:** **\*\* Jul. 12, 2016**

(54) **LAMP**  
(71) Applicant: **Edmund Ng**, Monrovia, CA (US)  
(72) Inventor: **Edmund Ng**, Monrovia, CA (US)  
(73) Assignee: **KONCEPT TECHNOLOGIES, INC.**,  
Monrovia, CA (US)

D525,738 S *	7/2006	Waycaster	.....	D26/76
D620,166 S *	7/2010	Sabernig	.....	D26/63
D620,168 S *	7/2010	Sabernig	.....	D26/63
D623,333 S *	9/2010	Huang	.....	D26/65
D635,707 S *	4/2011	Ng	.....	D26/60
D645,598 S *	9/2011	Sabernig	.....	D26/65
D690,861 S *	10/2013	Huang	.....	D26/65
2013/0329424 A1 *	12/2013	Clark	.....	F21S 2/005 262/235

(\*\*) Term: **14 Years**

(21) Appl. No.: **29/526,092**

(22) Filed: **May 6, 2015**

(51) **LOC (10) Cl.** ..... **26-03**

(52) **U.S. Cl.**  
USPC ..... **D26/80; D26/90**

(58) **Field of Classification Search**  
USPC ..... D26/63, 65, 76, 80-91, 118  
CPC ..... F21S 8/06; F21S 8/061; F21S 8/063;  
F21S 8/065; F21S 8/068; F21V 3/0418;  
F21V 3/0427; F21V 3/0436; F21V 3/0445;  
F21V 21/008; F21V 21/104  
See application file for complete search history.

(56) **References Cited**

**U.S. PATENT DOCUMENTS**

D49,788 S *	10/1916	Warren	.....	D26/81
D155,064 S *	9/1949	Baker	.....	D26/86
D240,653 S *	7/1976	Eftekhar	.....	D26/80
D477,105 S *	7/2003	Herst	.....	D26/76
D510,451 S *	10/2005	Marchand	.....	D26/63
D523,164 S *	6/2006	Ng	.....	D26/65
D525,384 S *	7/2006	Waycaster	.....	D26/76
D525,385 S *	7/2006	Waycaster	.....	D26/76

\* cited by examiner

*Primary Examiner* — Clare E Heflin

(74) *Attorney, Agent, or Firm* — Steins & Associates, P.C.

(57) **CLAIM**

What is claimed is the ornamental design for a lamp, as shown and described.

**DESCRIPTION**

The instant application is a Continuation-in-Part of application Ser. No. 29/525,790, filed May 2, 2015; and application Ser. No. 29/526,069, filed May 6, 2015; both now pending.

FIG. 1 is a bottom perspective view of the lamp;

FIG. 2 is a top view thereof;

FIG. 3 is a bottom view thereof;

FIG. 4 is a front view thereof;

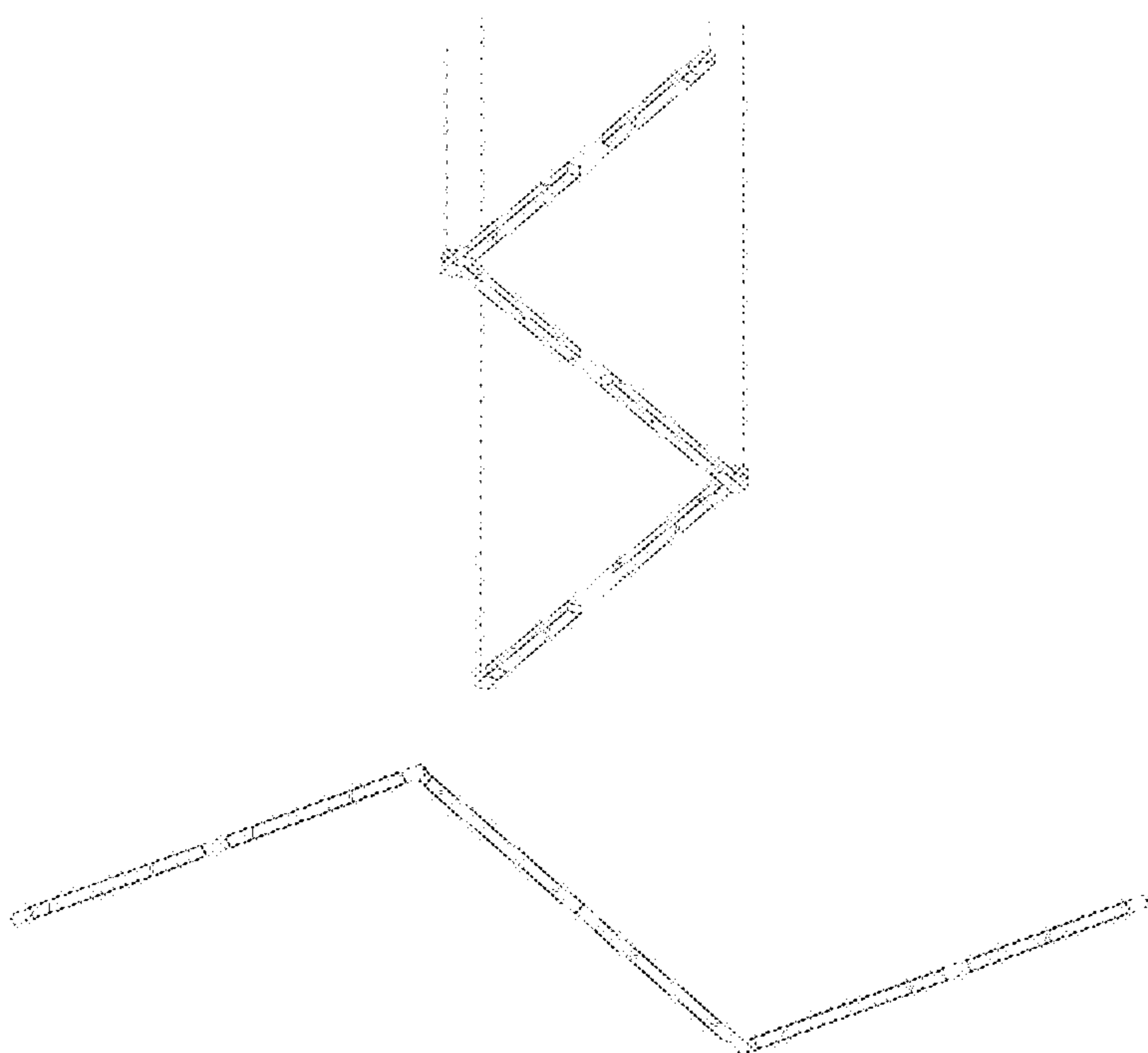
FIG. 5 is a back view thereof;

FIG. 6 is a left side view thereof; and,

FIG. 7 is a right side view thereof.

The wires suspending the lamp and the hinges interconnecting the segments are shown in broken lines and form no part of the claimed design. Furthermore, elements of the lamp have been broken away in some of the figures to indicate that no particular length is claimed. The portions of the lamp shown in broken lines form no part of the claimed design.

**1 Claim, 7 Drawing Sheets**



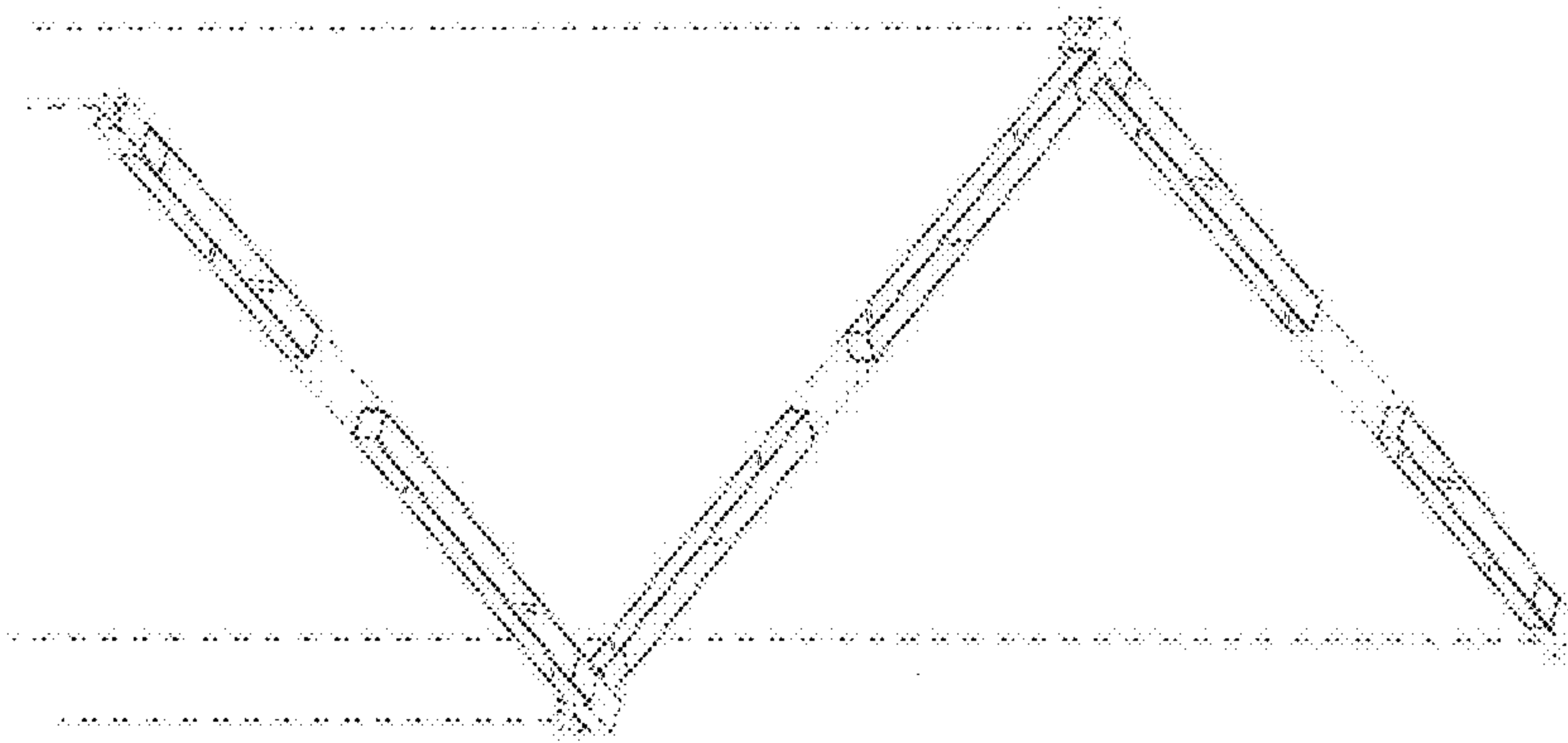


FIG. 1

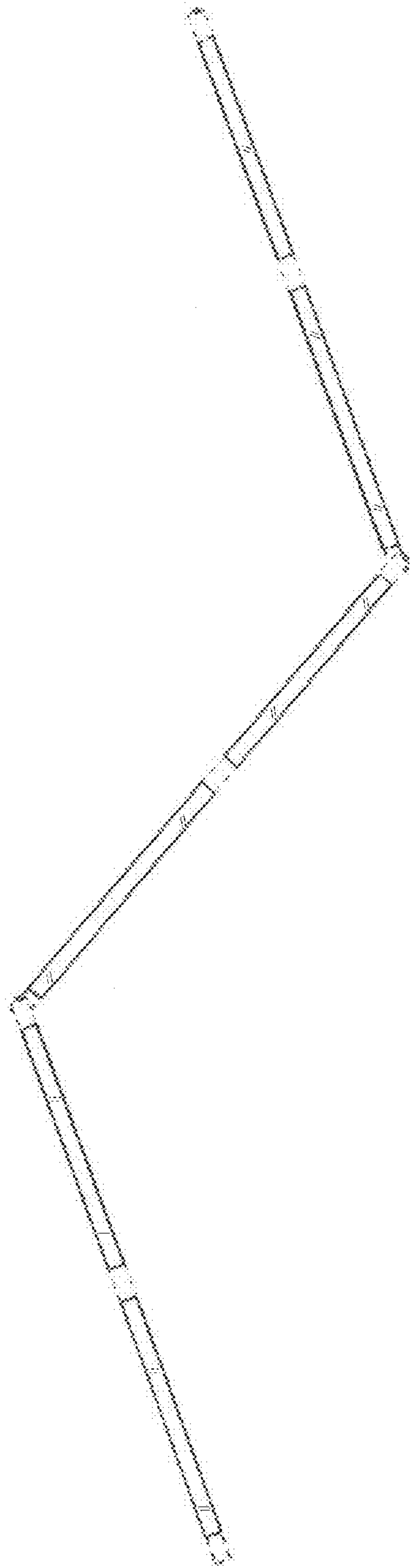


FIG. 2

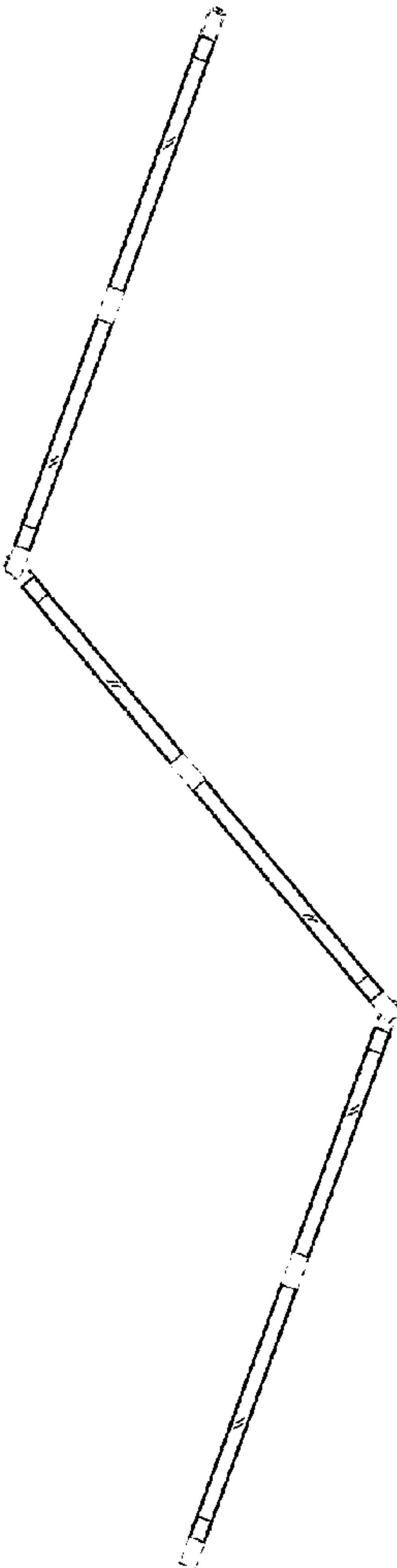


FIG. 3

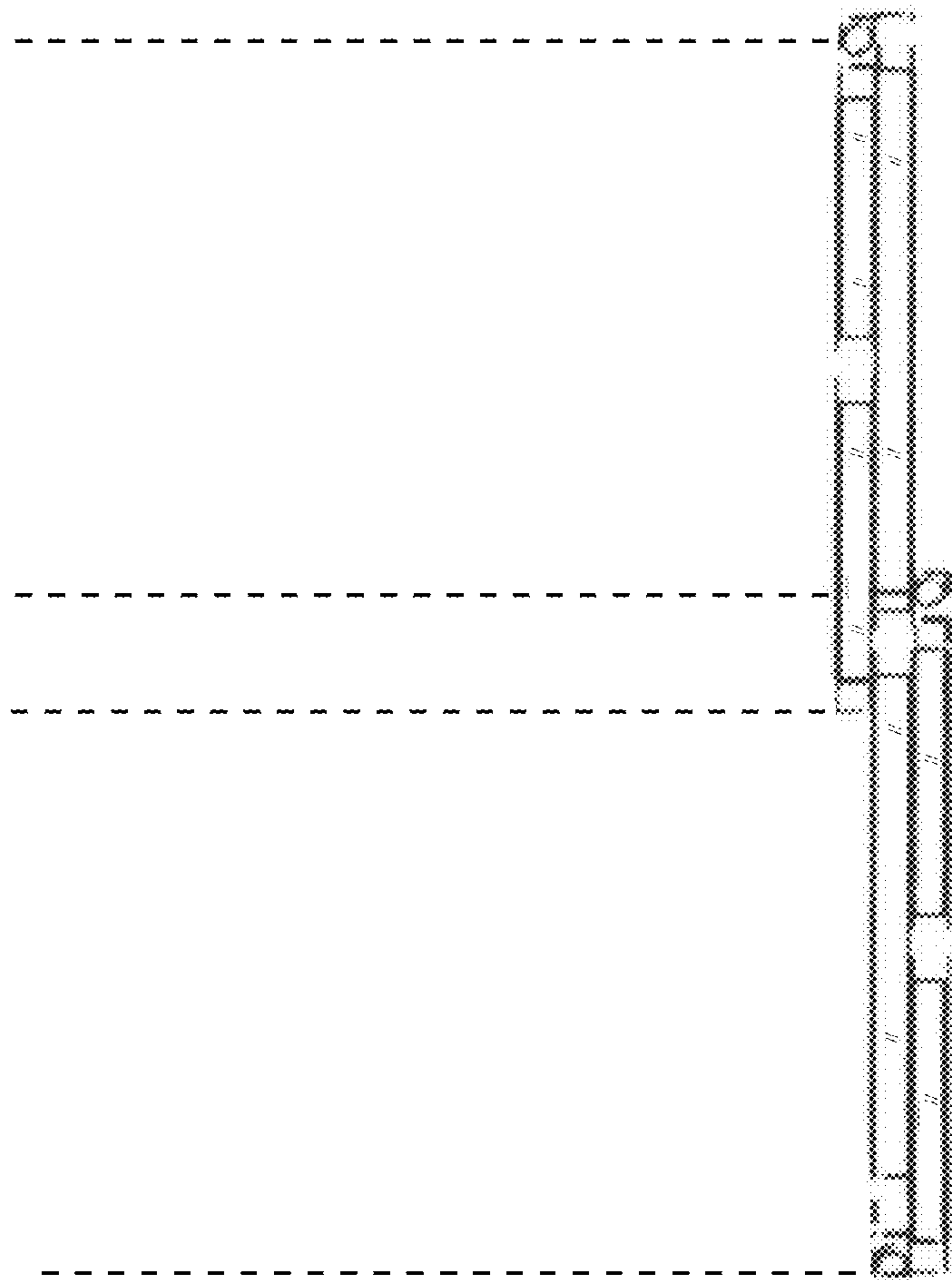


FIG. 4

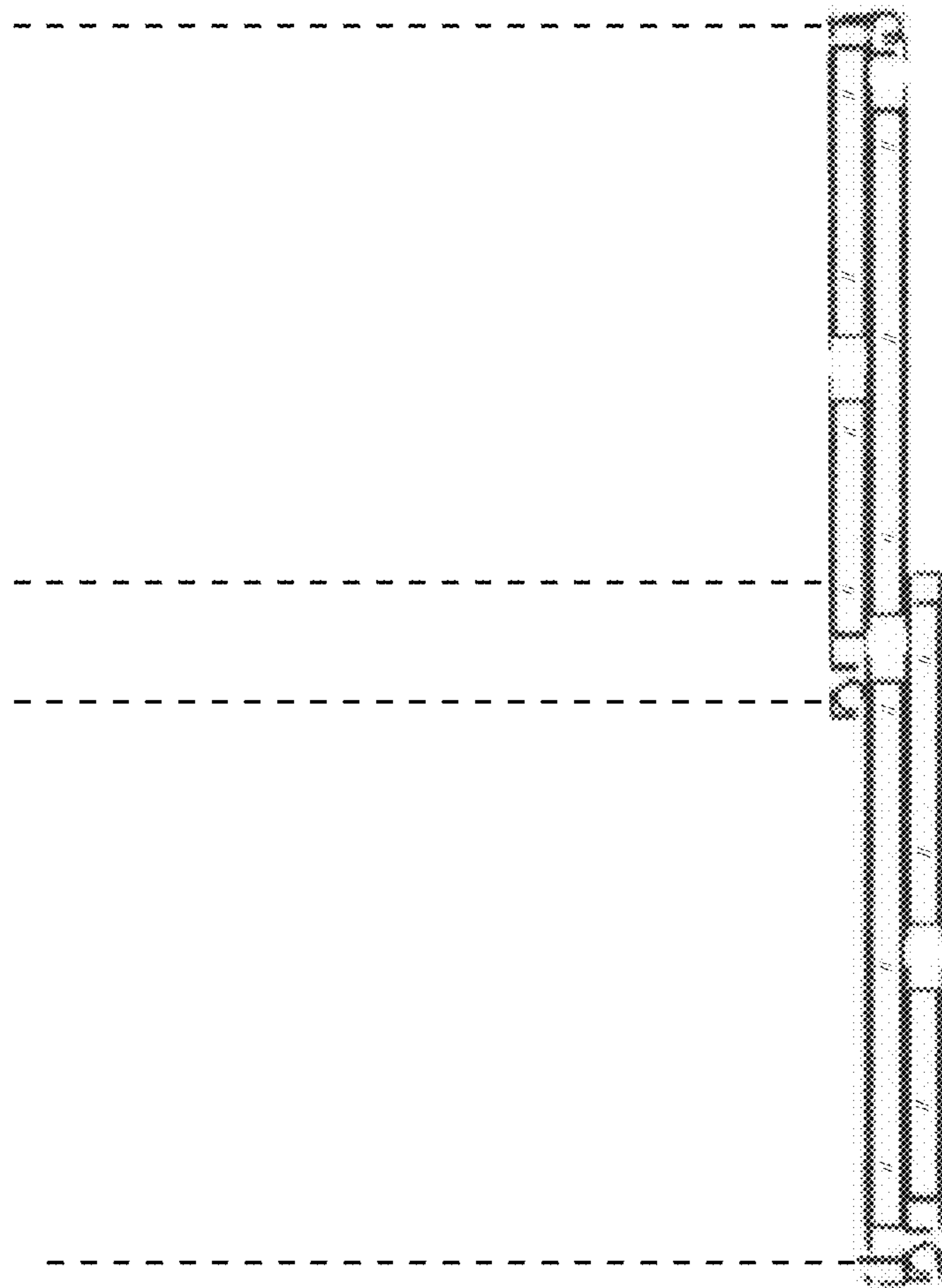


FIG. 5

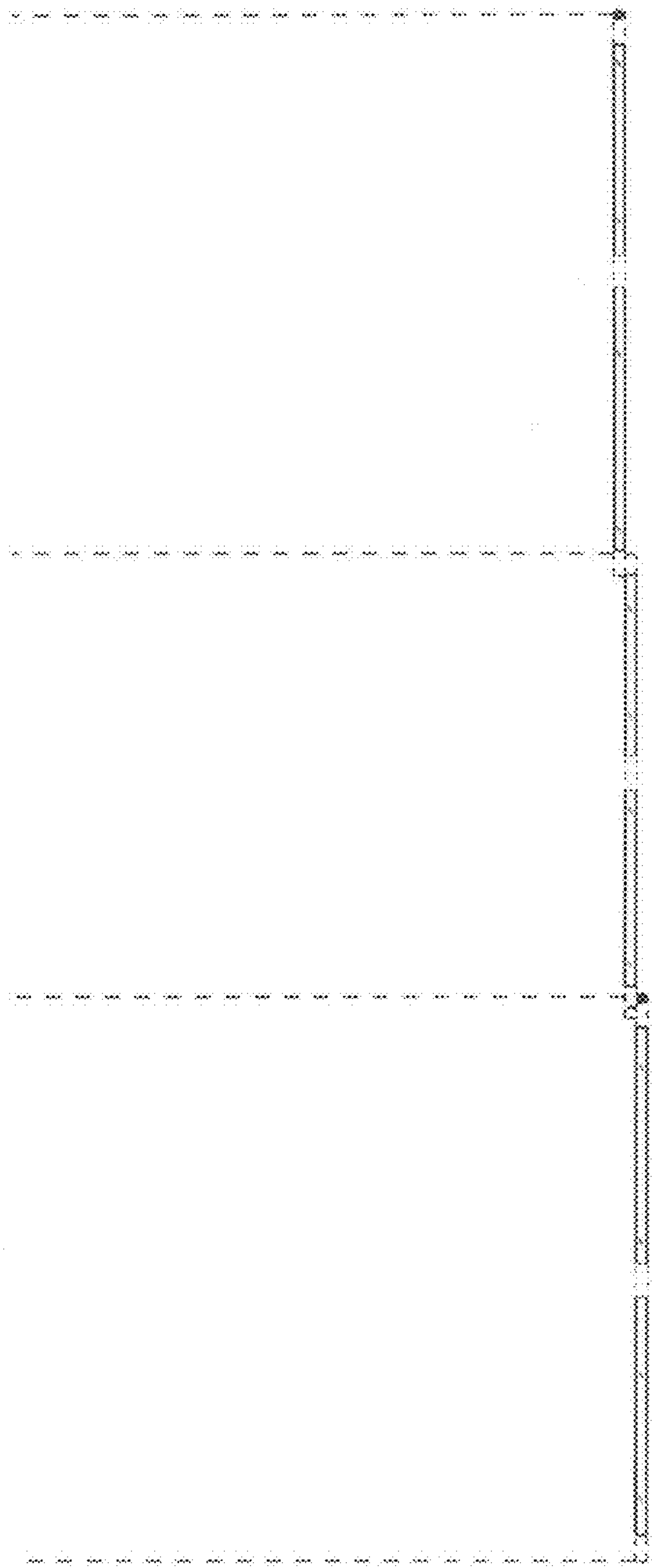


FIG. 6

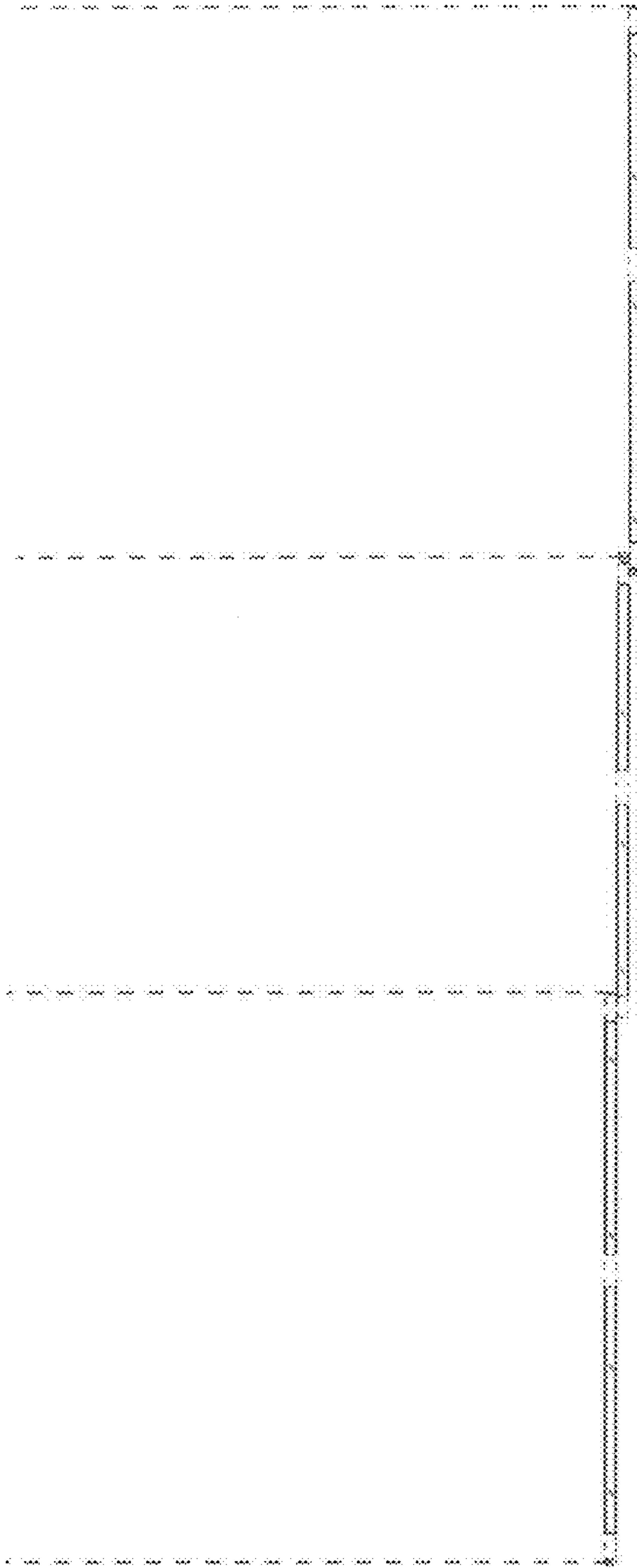


FIG. 7