



US00D761455S

(12) **United States Design Patent**  
**Futschik et al.**

(10) **Patent No.:** **US D761,455 S**  
(45) **Date of Patent:** **\*\* Jul. 12, 2016**

- (54) **TAILLIGHT FOR A VEHICLE**
- (71) Applicant: **Daimler AG**, Stuttgart (DE)
- (72) Inventors: **Hans-Dieter Futschik**, Gechingen (DE);  
**Stefan Handt**, Stuttgart (DE); **Gorden Wagener**, Gaeufelden (DE)
- (73) Assignee: **Daimler AG**, Stuttgart (DE)

D574,524 S *	8/2008	Tomatsu	.....	D26/28
D620,625 S *	7/2010	Song	.....	D26/28
D673,311 S *	12/2012	Frenzel	.....	D26/28
D673,312 S *	12/2012	Bieling	.....	D26/28
D674,520 S *	1/2013	Bieling	.....	D26/28
D674,942 S *	1/2013	Frenzel	.....	D26/28
D710,258 S	8/2014	Futschik et al.		
D728,132 S *	4/2015	Bieling	.....	D26/28
D744,131 S *	11/2015	Weil	.....	D26/28
D751,463 S *	3/2016	Futschik	.....	D12/91

(\*\*) Term: **14 Years**

(21) Appl. No.: **29/499,751**

(22) Filed: **Aug. 19, 2014**

(30) **Foreign Application Priority Data**

Feb. 20, 2014 (WO) ..... DM/083002

(51) **LOC (10) Cl.** ..... **26-06**

(52) **U.S. Cl.**  
USPC ..... **D26/28**

(58) **Field of Classification Search**  
USPC ..... D26/28-36; 362/459-468, 475-478,  
362/485, 486, 487  
CPC ..... B60Q 1/02; B60Q 1/04  
See application file for complete search history.

(56) **References Cited**

**U.S. PATENT DOCUMENTS**

D549,363 S *	8/2007	Pfeiffer	.....	D26/28
D549,858 S *	8/2007	Pfeiffer	.....	D26/28
D552,769 S *	10/2007	Leclercq	.....	D26/28
D553,269 S *	10/2007	Pfeiffer	.....	D26/28
D565,211 S *	3/2008	Haller	.....	D26/28

\* cited by examiner

*Primary Examiner* — Lakiya Rogers

*Assistant Examiner* — Harold Blackwell, II

(74) *Attorney, Agent, or Firm* — Crowell & Moring LLP

(57) **CLAIM**

The ornamental design for a taillight for a vehicle, as shown and described.

**DESCRIPTION**

This application contains subject matter related to the following co-pending U.S. design patent application:

Application Ser. No. 29/499,744, filed herewith and entitled "Vehicle, Toy, and/or Replicas Thereof".

FIG. 1 is a left perspective view of a first embodiment of a taillight for a vehicle according to the design;

FIG. 2 is a front view thereof; and

FIG. 3 is a left side view thereof.

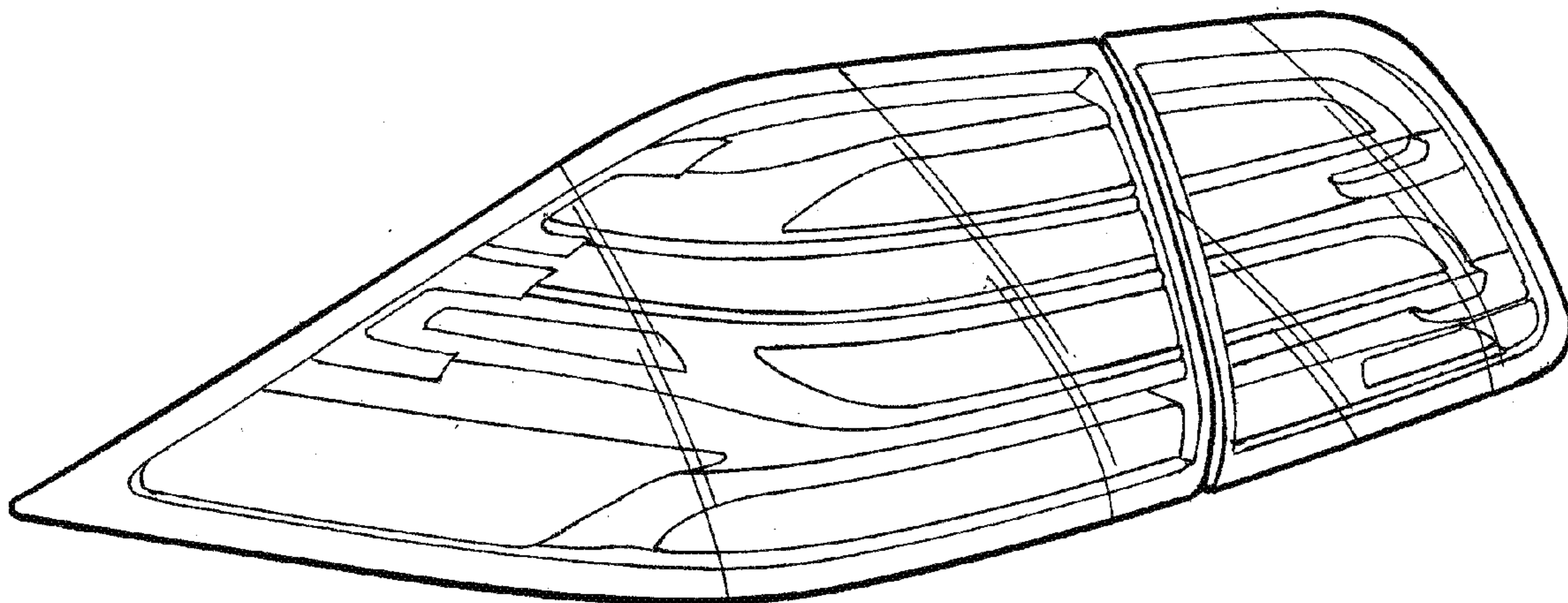
FIG. 4 is a right perspective view of a second embodiment of the taillight for a vehicle according to the design;

FIG. 5 is a front view thereof; and,

FIG. 6 is a right side view thereof.

The broken lines in the drawings illustrate portions of a taillight for a vehicle which form no part of the claimed design.

**1 Claim, 4 Drawing Sheets**



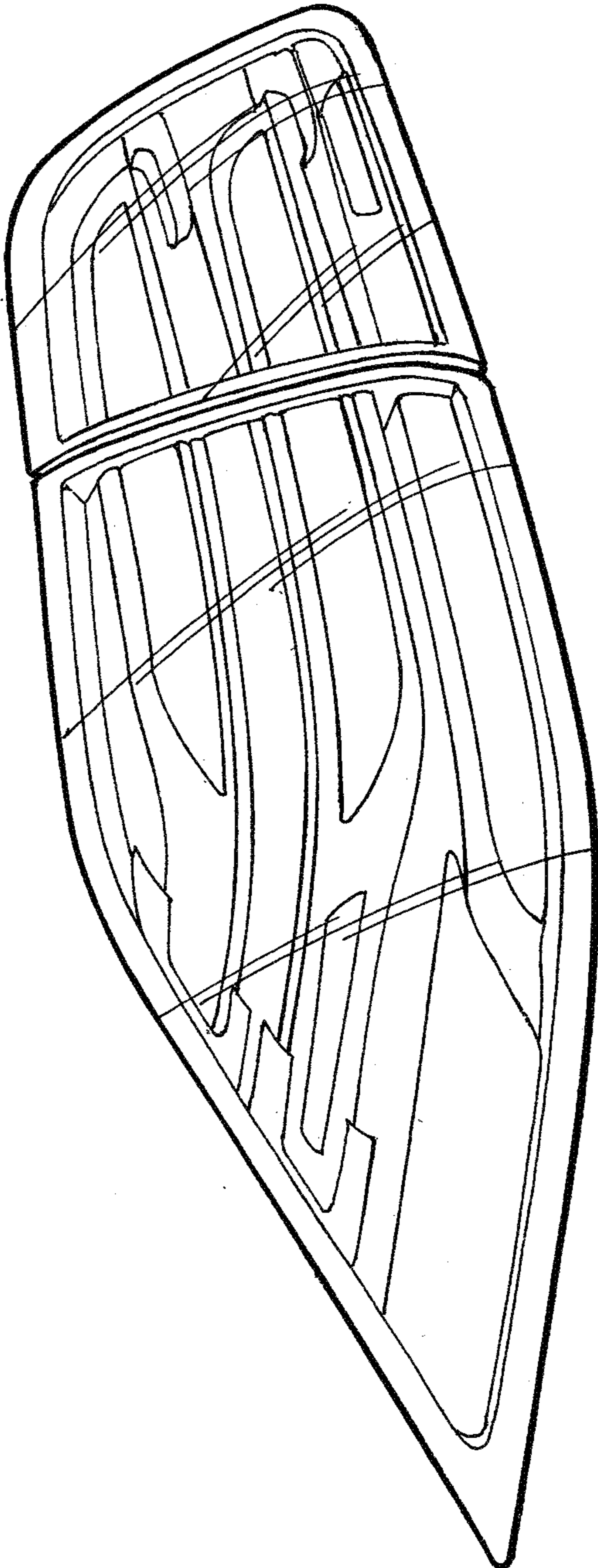
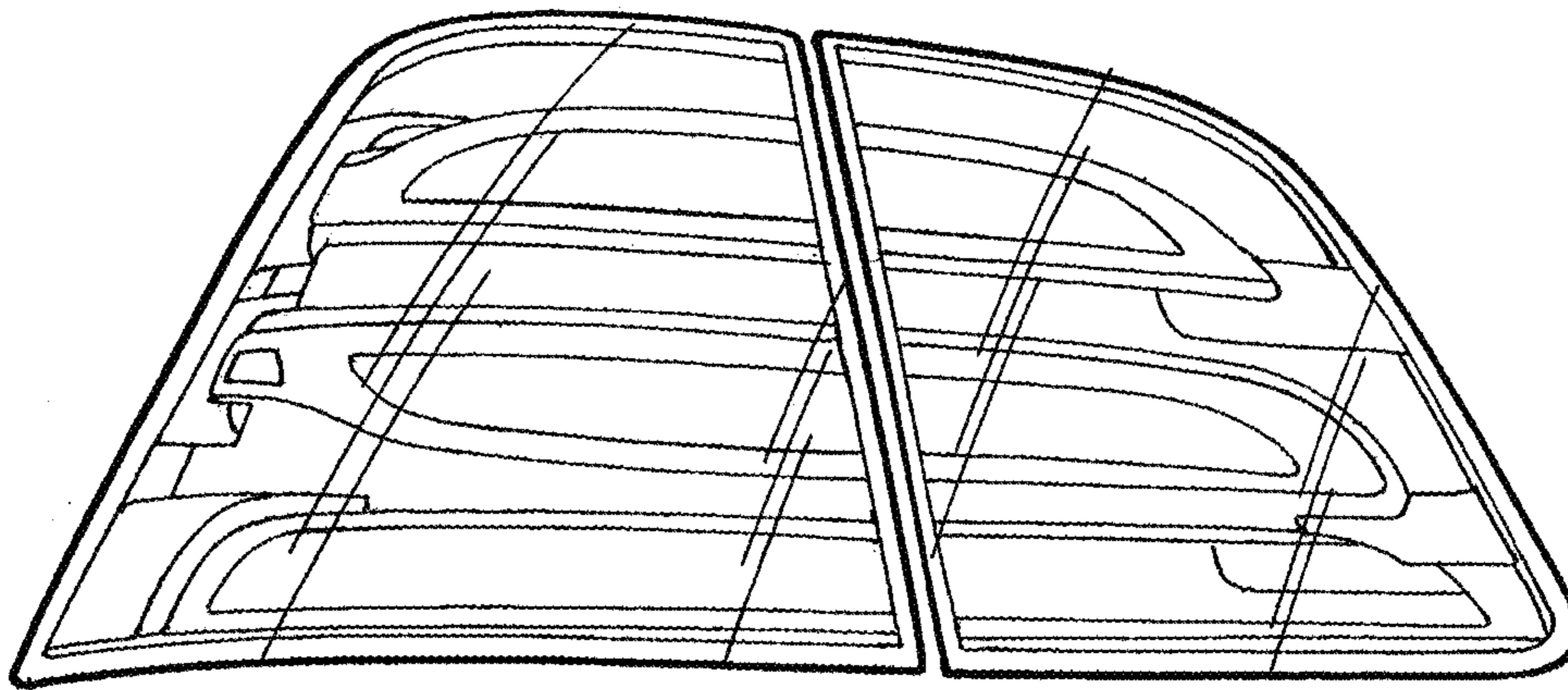
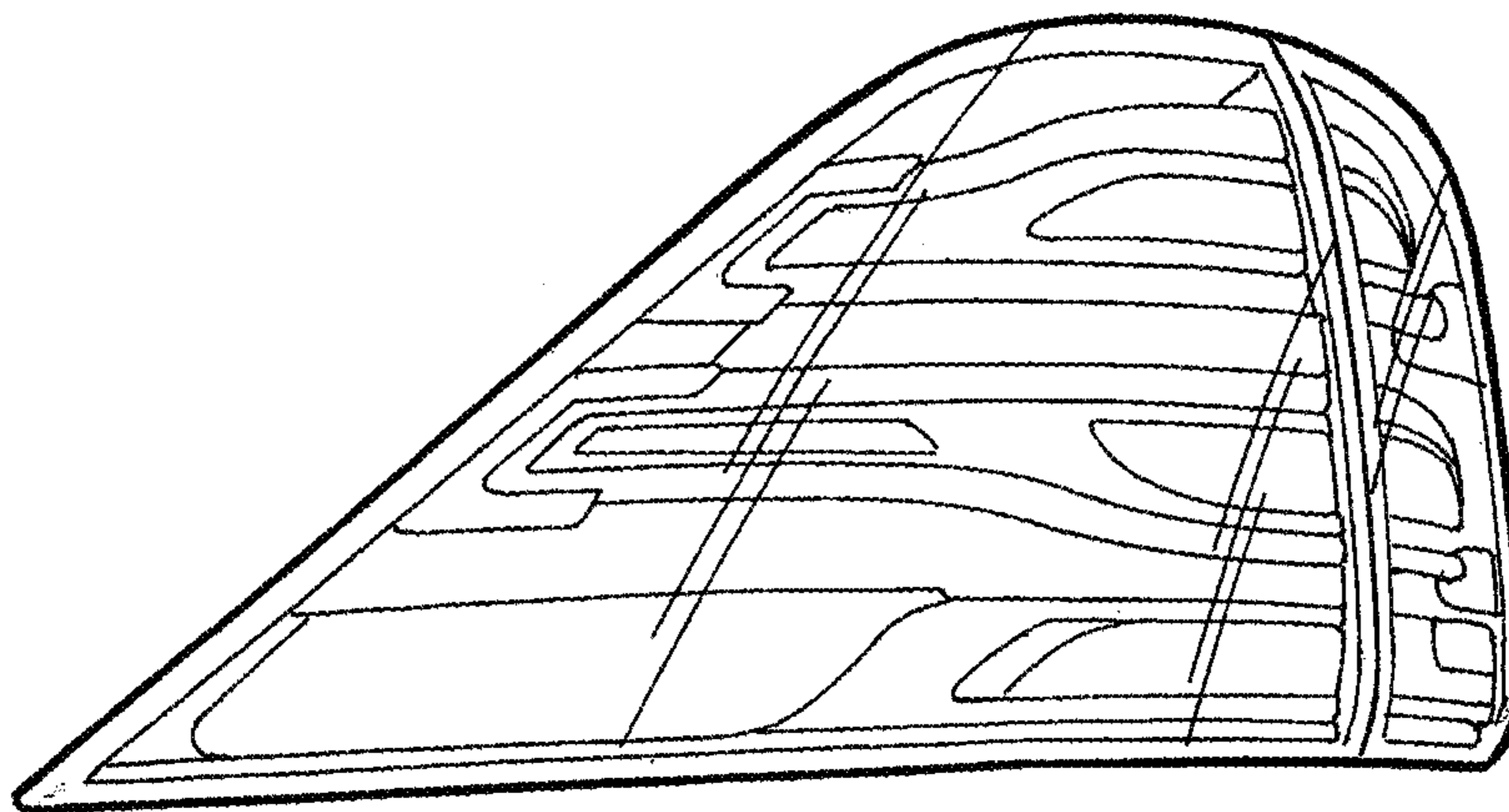


FIG. 1



**FIG. 2**



**FIG. 3**

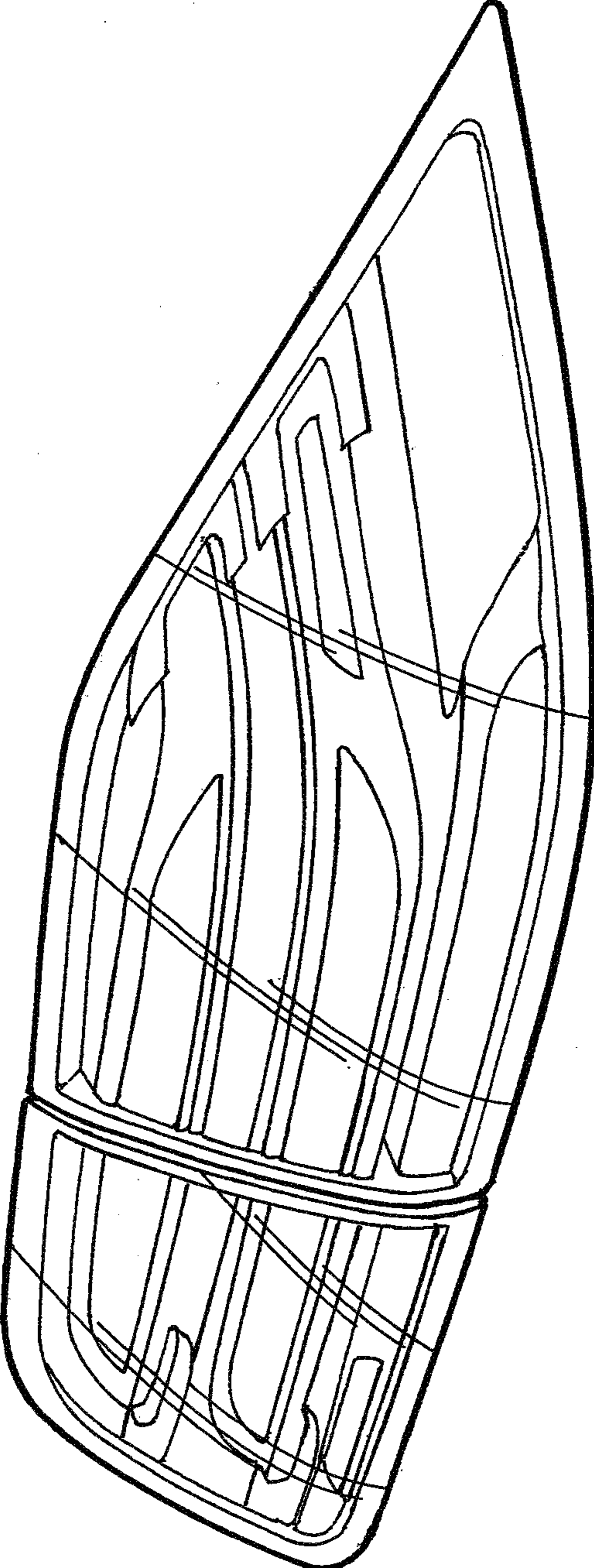
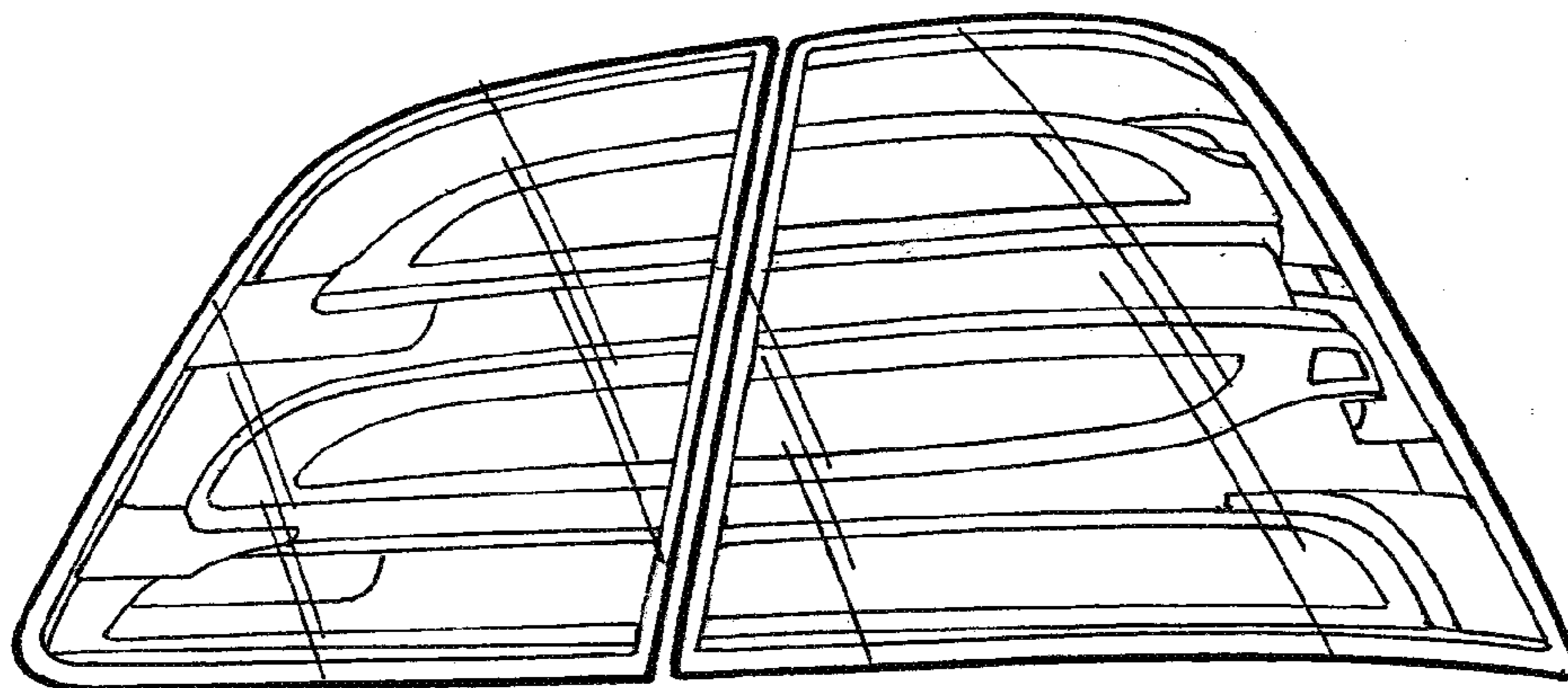
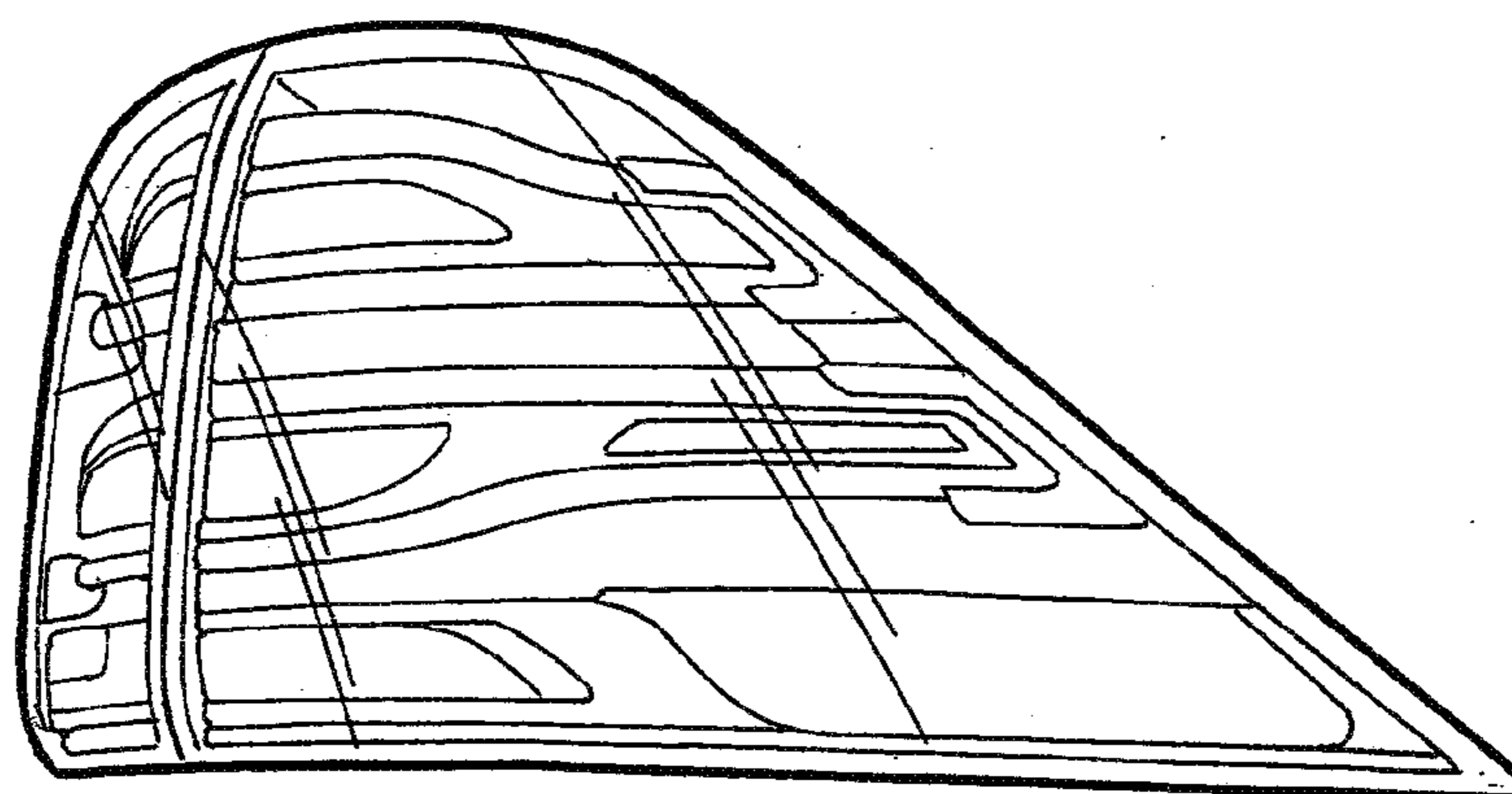


FIG. 4



**FIG. 5**



**FIG. 6**