



US00D761447S

(12) **United States Design Patent**
Anderson et al.

(10) **Patent No.:** **US D761,447 S**
(45) **Date of Patent:** **** Jul. 12, 2016**

(54) **ROOFING PANEL**

(71) Applicant: **Building Materials Investment Corporation**, Dallas, TX (US)

(72) Inventors: **Eric R. Anderson**, Montclair, NJ (US);
Tommy Rodrigues, Nutley, NJ (US);
Sudhir Railkar, Wayne, NJ (US)

(73) Assignee: **Building Materials Investment Corporation**, Dallas, TX (US)

(**) Term: **14 Years**

(21) Appl. No.: **29/515,824**

(22) Filed: **Jan. 27, 2015**

(51) **LOC (10) Cl.** **25-01**

(52) **U.S. Cl.**
USPC **D25/141**

(58) **Field of Classification Search**

USPC D25/138–145, 149–153, 156–159,
D25/162–163, 199, 58, 110–111; D8/349,
D8/354, 382, 384

CPC E04D 1/00; E04D 1/12; E04D 1/14;
E04D 1/16; E04D 1/18; E04D 1/20; E04D
1/24; E04D 1/26; E04D 1/28; E04D 1/34;
E04D 1/265; E04D 2001/3461; E04F 13/08;
E04F 13/0862; E04F 13/0864; E04F 13/0873;
E04F 13/0894; E04F 13/24; E04F 13/076;
E04F 13/147; E04F 13/185

See application file for complete search history.

(56) **References Cited**

U.S. PATENT DOCUMENTS

1,811,385 A * 6/1931 Dietz E04B 1/86
181/293

3,347,001 A 10/1967 Cosden

(Continued)

OTHER PUBLICATIONS

“Compare Steel Roof Costs: Steel Roof Review” Cost Comparison Helper. Nov. 20, 2014. <http://costcomparisonhelper.com/compare-prices/roofing/steel-roofing.html>.

(Continued)

Primary Examiner — Catheri Oliver-Garcia

Assistant Examiner — Rebekah Caruso

(74) *Attorney, Agent, or Firm* — Womble Carlyle Sandridge & Rice LLP

(57) **CLAIM**

The ornamental design for a roofing panel, as shown and described.

DESCRIPTION

FIG. 1 is a perspective view of a roofing panel in accordance with our invention.

FIG. 2 is a top plan view of the roofing panel of FIG. 1.

FIG. 3 is a bottom plan view of the roofing panel of FIG. 1.

FIG. 4 is a front view of the roofing panel of FIG. 1.

FIG. 5 is a back view of the roofing panel of FIG. 1.

FIG. 6 is a right side view of the roofing panel of FIG. 1.

FIG. 7 is a left side view of the roofing panel of FIG. 1.

FIG. 8 is an enlarged perspective view of the right end portion of the roofing panel of FIG. 1.

FIG. 9 is an enlarged front view of the portion of the roofing panel identified with the numeral “9” in FIG. 4.

FIG. 10 is an enlarged front view of the portion of the roofing panel identified with the numeral “10” in FIG. 4.

FIG. 11 is an enlarged front view of the portion of the roofing panel identified with the numeral “11” in FIG. 4.

FIG. 12 is an enlarged front view of the portion of the roofing panel identified with the numeral “12” in FIG. 4.

FIG. 13 is an enlarged front view of the portion of the roofing panel identified with the numeral “13” in FIG. 4.

FIG. 14 is an enlarged front view of the portion of the roofing panel identified with the numeral “14” in FIG. 4.

FIG. 15 is an enlarged back view of the portion of the roofing panel identified with the numeral “15” in FIG. 5.

FIG. 16 is an enlarged back view of the portion of the roofing panel identified with the numeral “16” in FIG. 5.

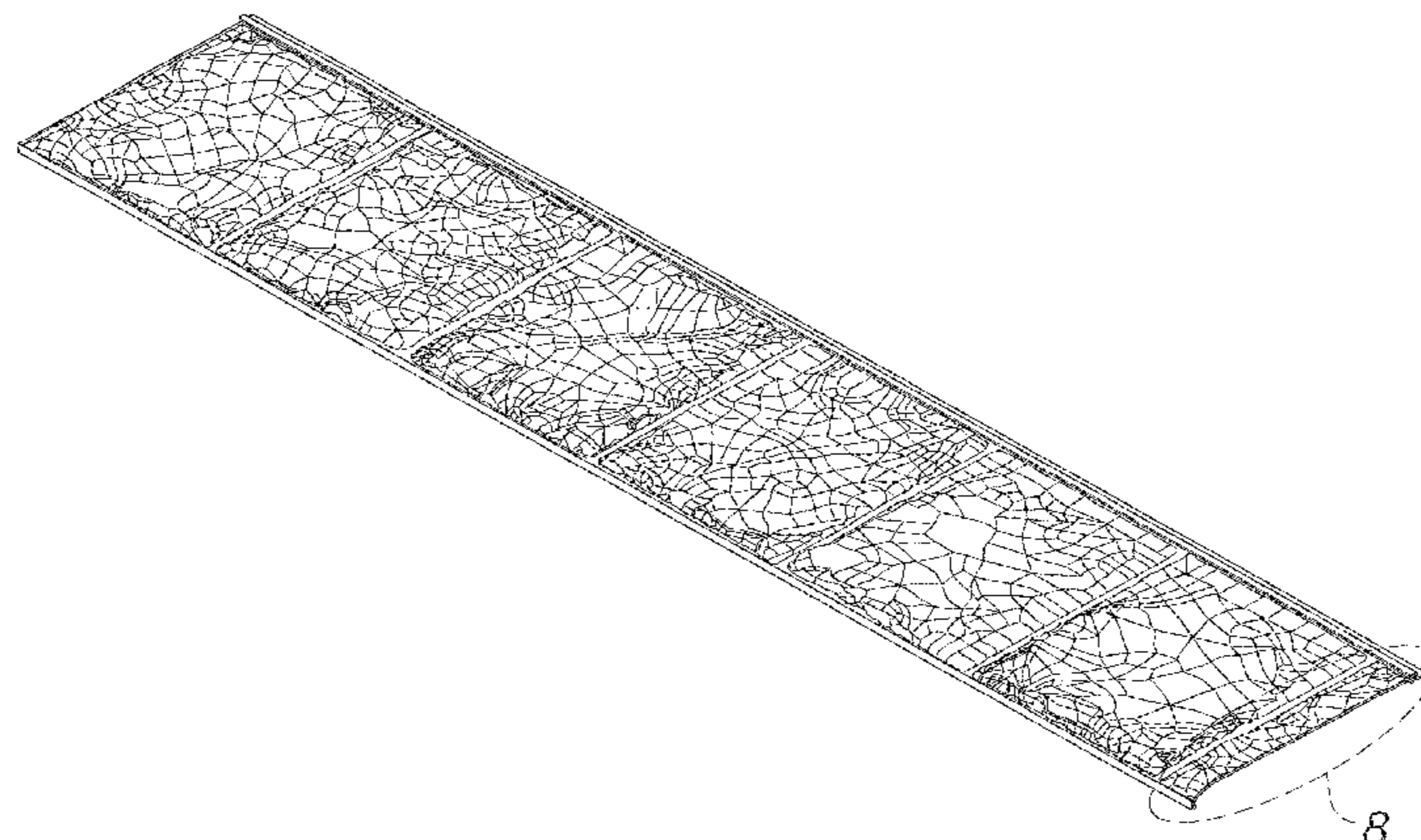
FIG. 17 is an enlarged back view of the portion of the roofing panel identified with the numeral “17” in FIG. 5.

FIG. 18 is an enlarged back view of the portion of the roofing panel identified with the numeral “18” in FIG. 5.

FIG. 19 is an enlarged back view of the portion of the roofing panel identified with the numeral “19” in FIG. 5; and,

FIG. 20 is an enlarged back view of the portion of the roofing panel identified with the numeral “20” in FIG. 5.

1 Claim, 6 Drawing Sheets



(56)

References Cited

U.S. PATENT DOCUMENTS

3,363,380 A 1/1968 Merrill
 3,643,392 A * 2/1972 Martinez E04B 2/18
 52/262
 3,720,031 A 3/1973 Wilson et al.
 3,760,546 A 9/1973 Martin et al.
 4,343,126 A 8/1982 Hoofe, III
 4,588,443 A * 5/1986 Bache B28B 23/0081
 106/644
 5,074,093 A 12/1991 Meadows
 5,598,677 A 2/1997 Rehm, III
 5,664,451 A 9/1997 Schults
 D398,709 S * 9/1998 Ross D25/140
 D415,848 S * 10/1999 Plath D25/143
 7,246,474 B2 7/2007 Dombek et al.
 D570,502 S * 6/2008 Silvestrin D25/138
 D587,821 S * 3/2009 Larsen D25/141
 D607,585 S * 1/2010 Larson D25/138

8,074,417 B2 12/2011 Trabue et al.
 D708,764 S * 7/2014 Lin D25/110
 D714,968 S * 10/2014 Martin D25/138
 D727,540 S * 4/2015 Martin D25/138
 D729,417 S * 5/2015 Martin D25/138
 2005/0210808 A1 9/2005 Larson et al.
 2014/0190104 A1 7/2014 Nicholson

OTHER PUBLICATIONS

“Guilford’s Seamless Gutters: Metal Roof Profile—Style Options.”
 Nov. 20, 2014. <http://guilfordslc.com/metal-roof-profile-style-options/>.
 “Windows of Michigan.Com: Permanent Metal Shake.” Nov. 20,
 2014. <http://windowsofmichigan.com/products/metal-roofing/permanent-metal-shake.html>.
 “Advantage Metal Roofs: Country Manor Shake.” Nov. 20, 2014.
http://www.advantagemetalroofs.com/country_manor_shake.html.

* cited by examiner

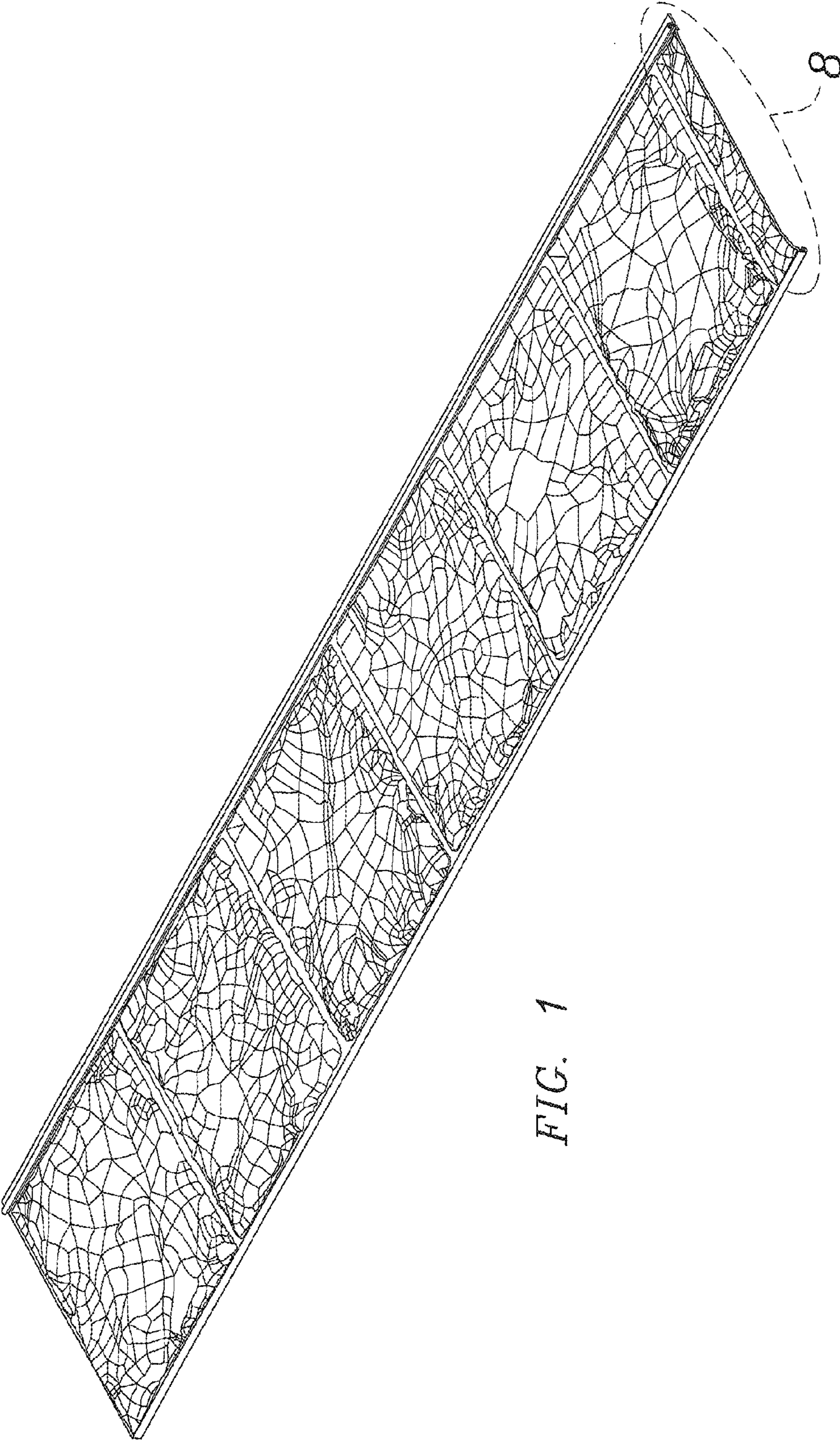


FIG. 1

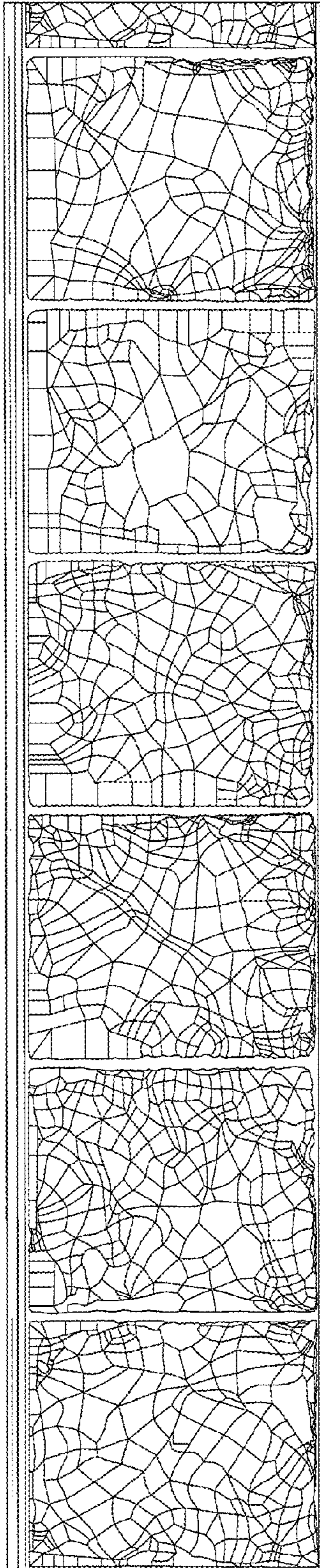


FIG. 2

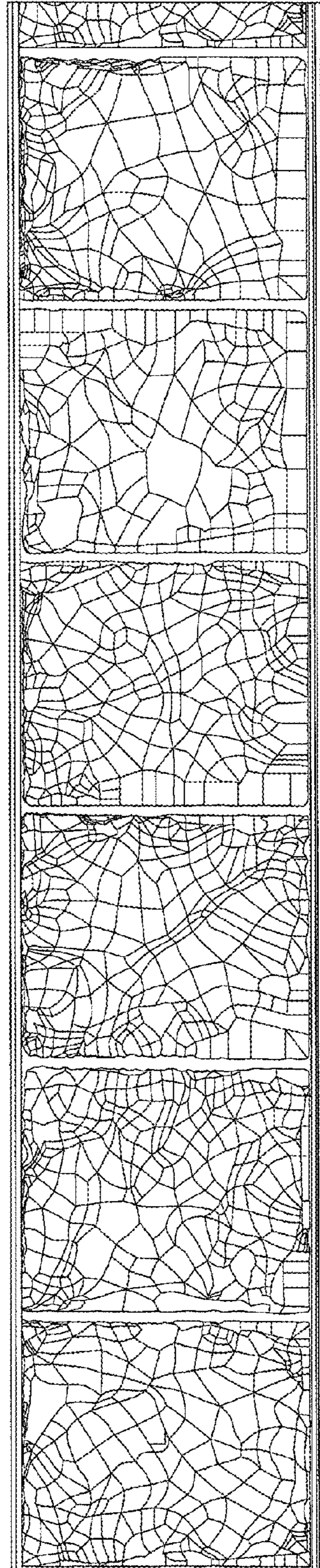


FIG. 3

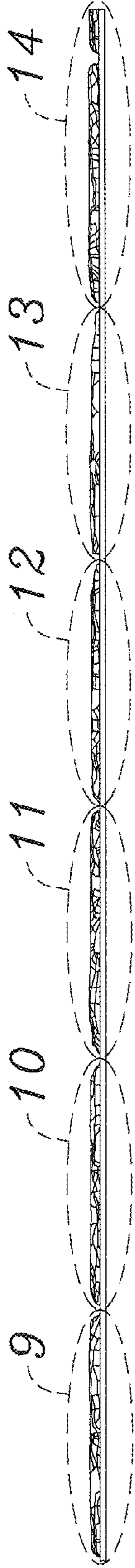


FIG. 4




FIG. 5

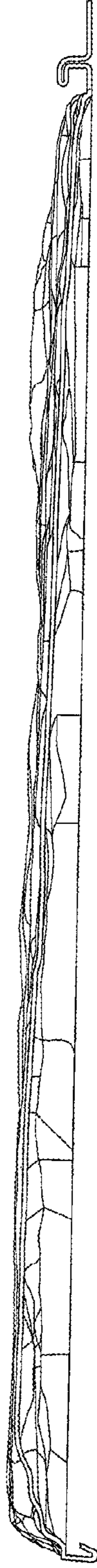


FIG. 6

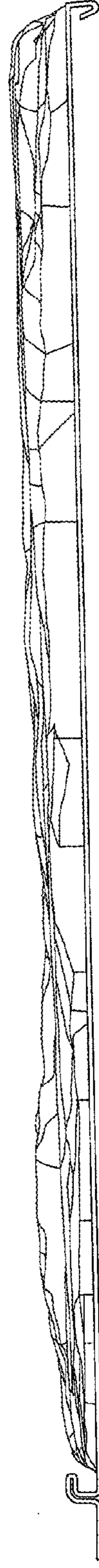


FIG. 7

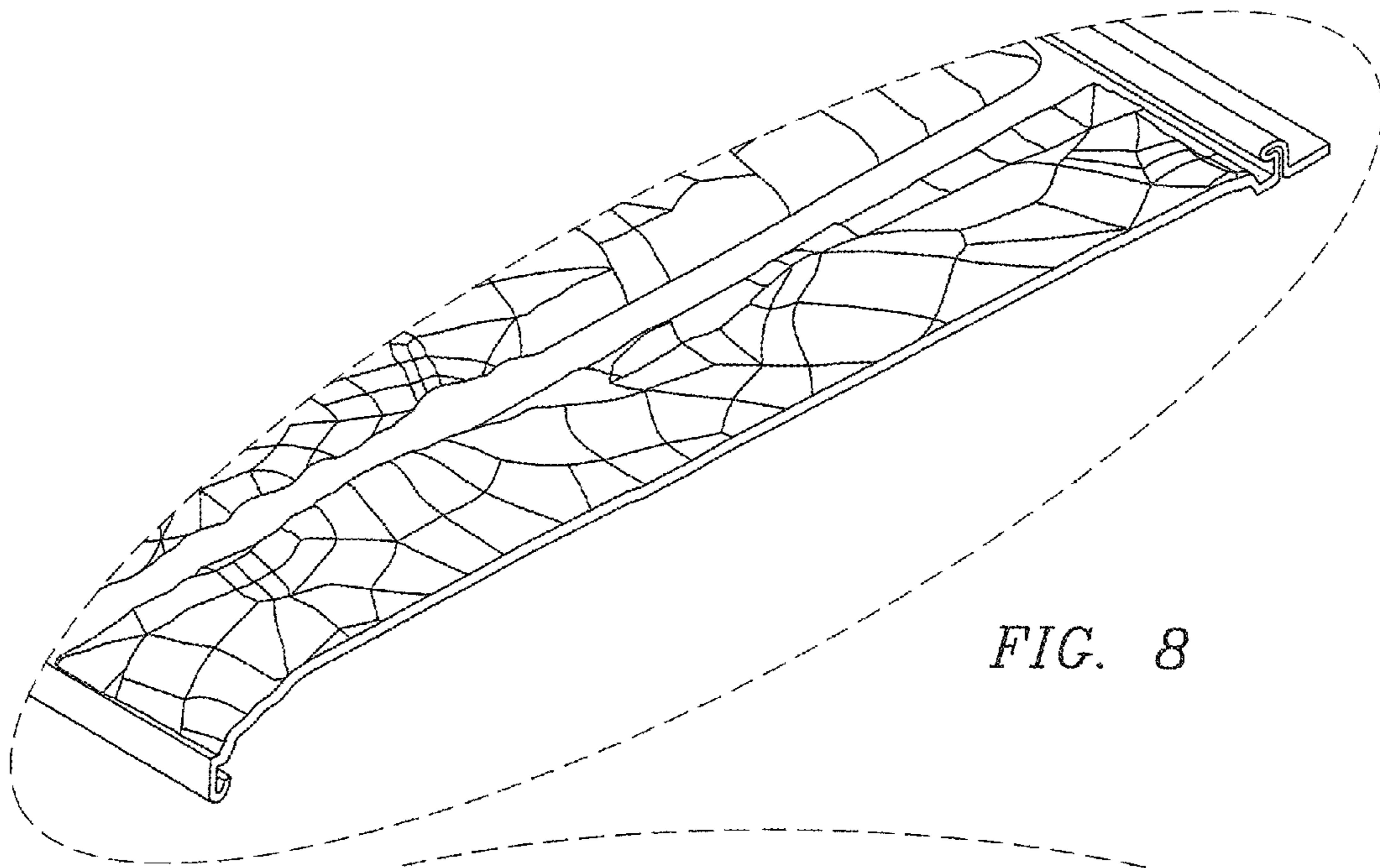


FIG. 8

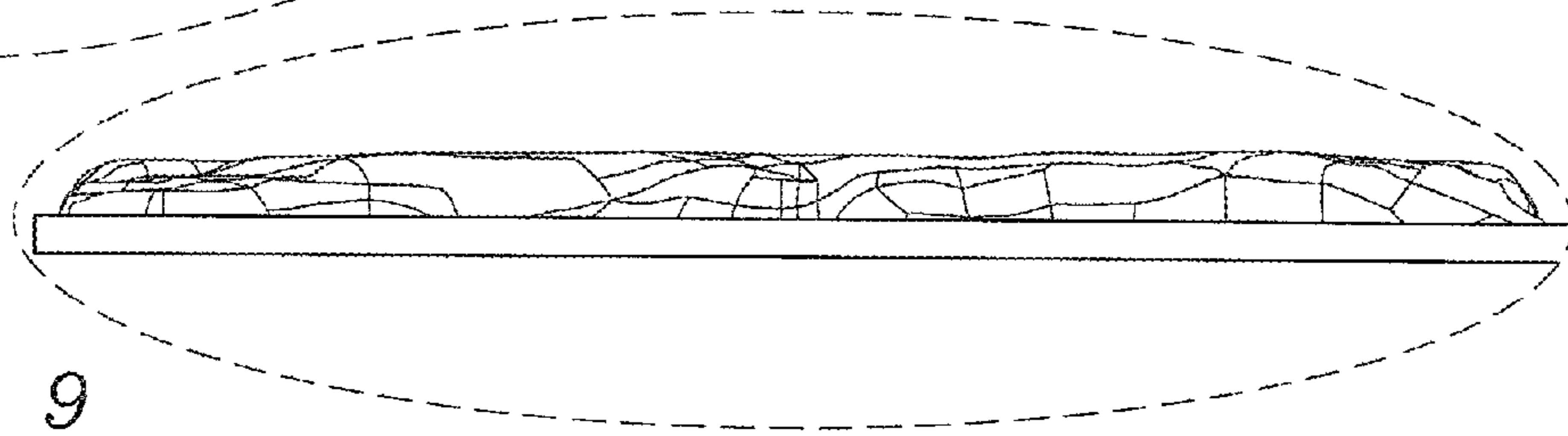


FIG. 9

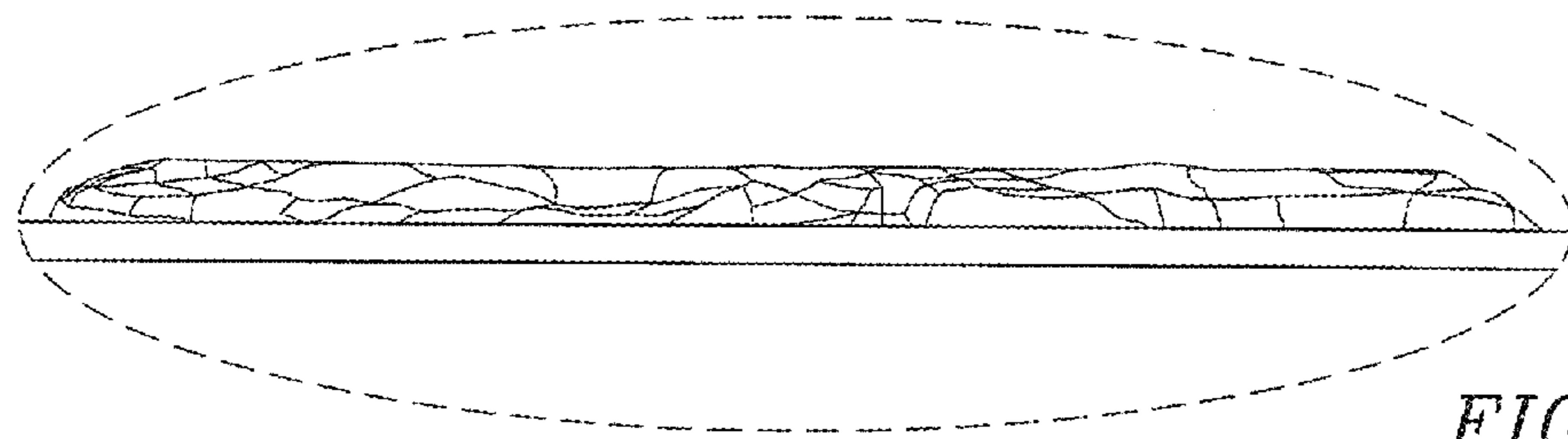


FIG. 10

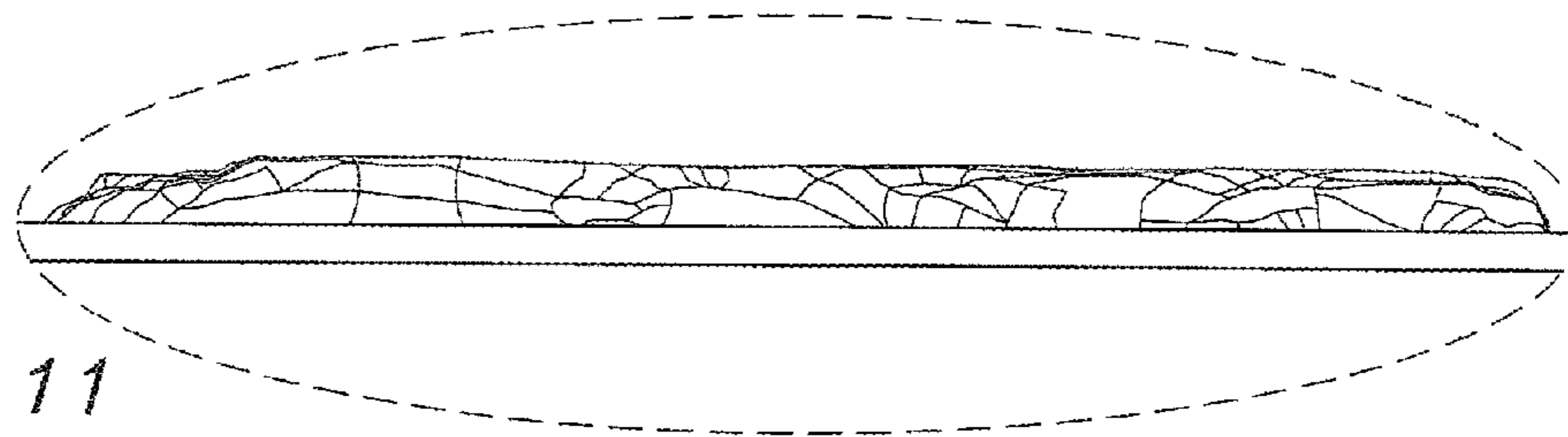


FIG. 11

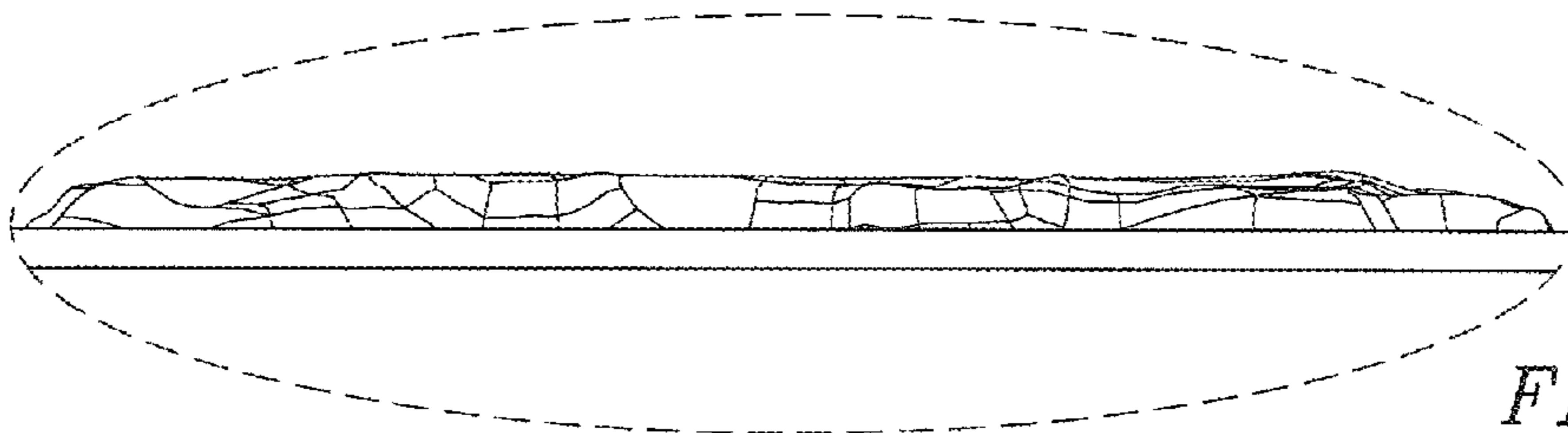


FIG. 12




FIG. 13

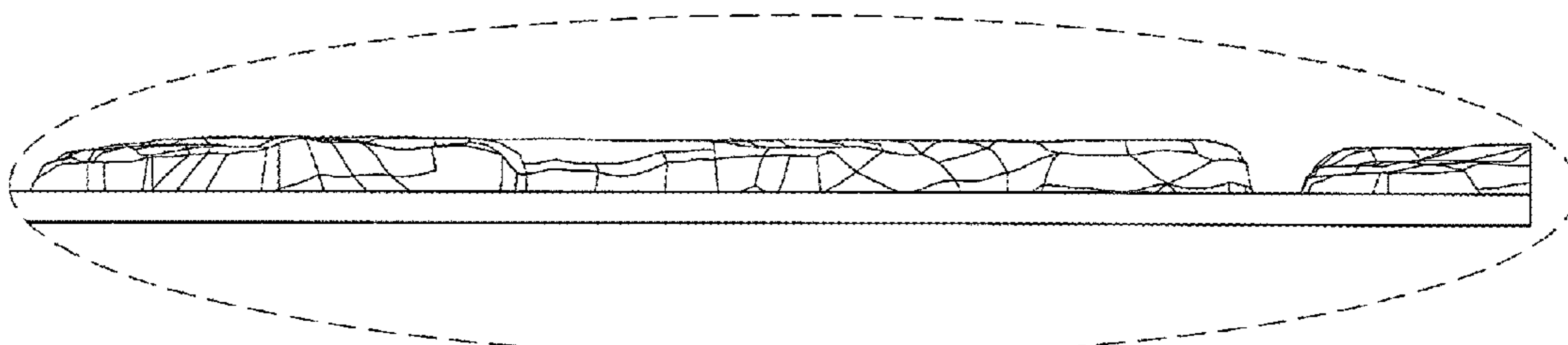


FIG. 14

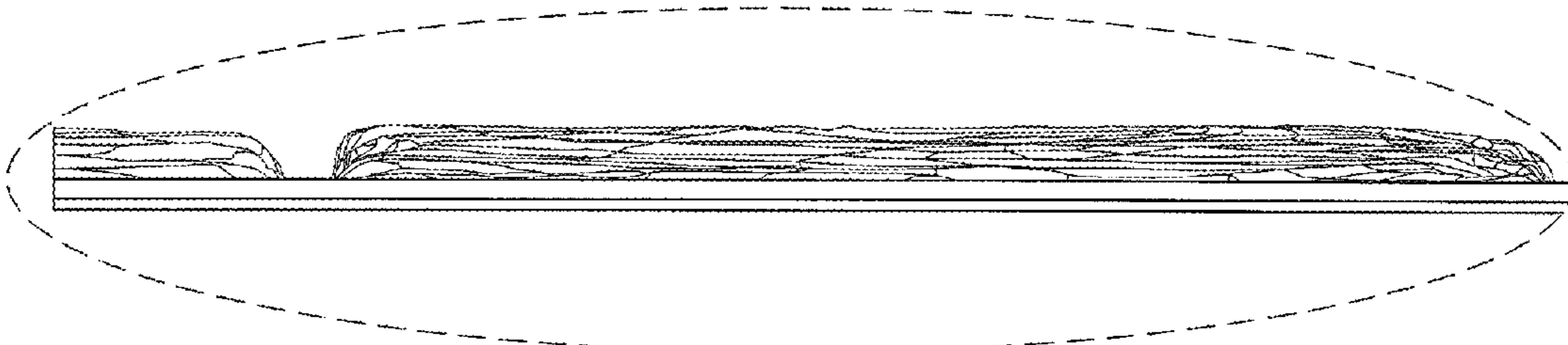


FIG. 15

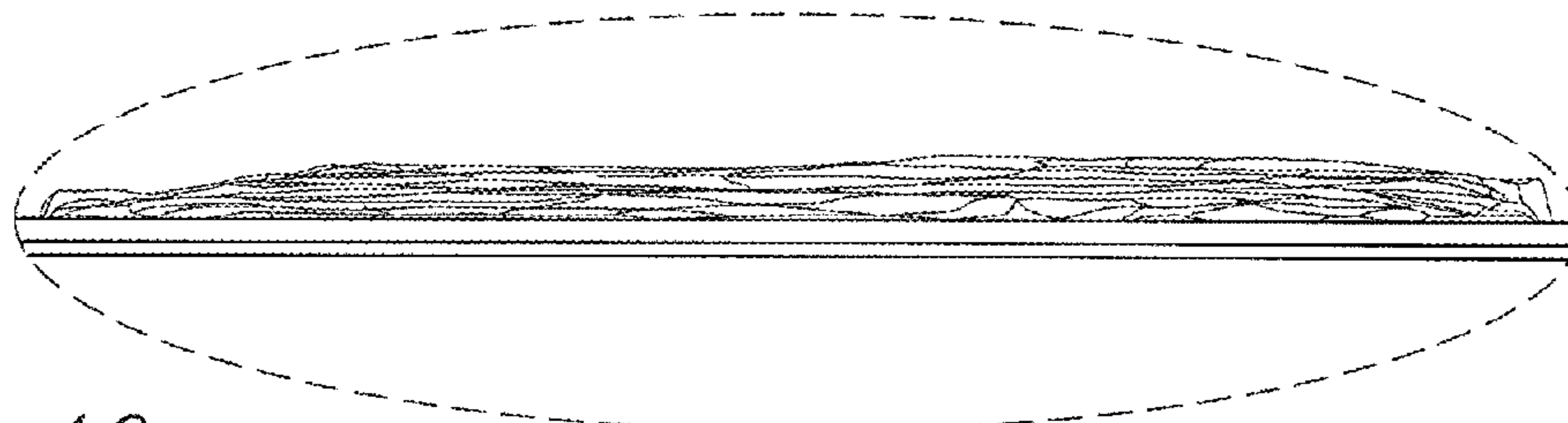


FIG. 16

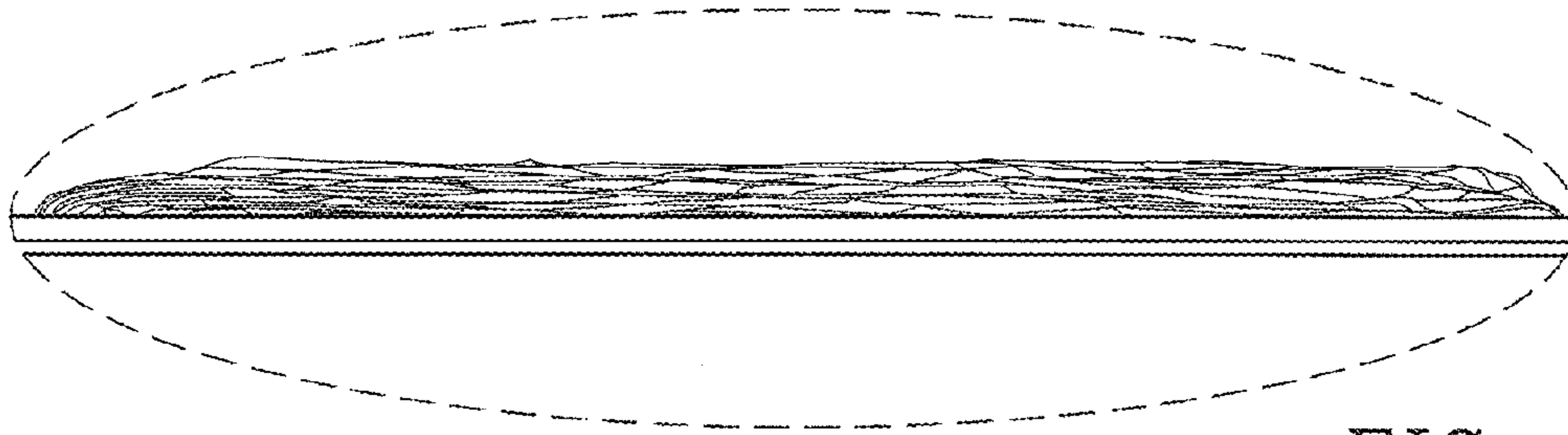


FIG. 17

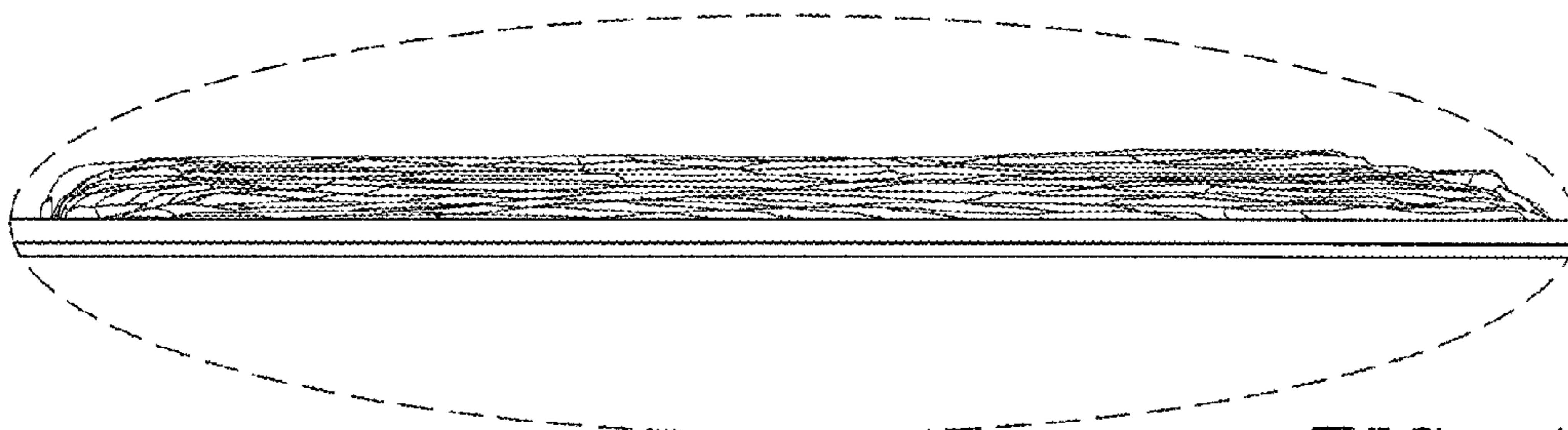


FIG. 18

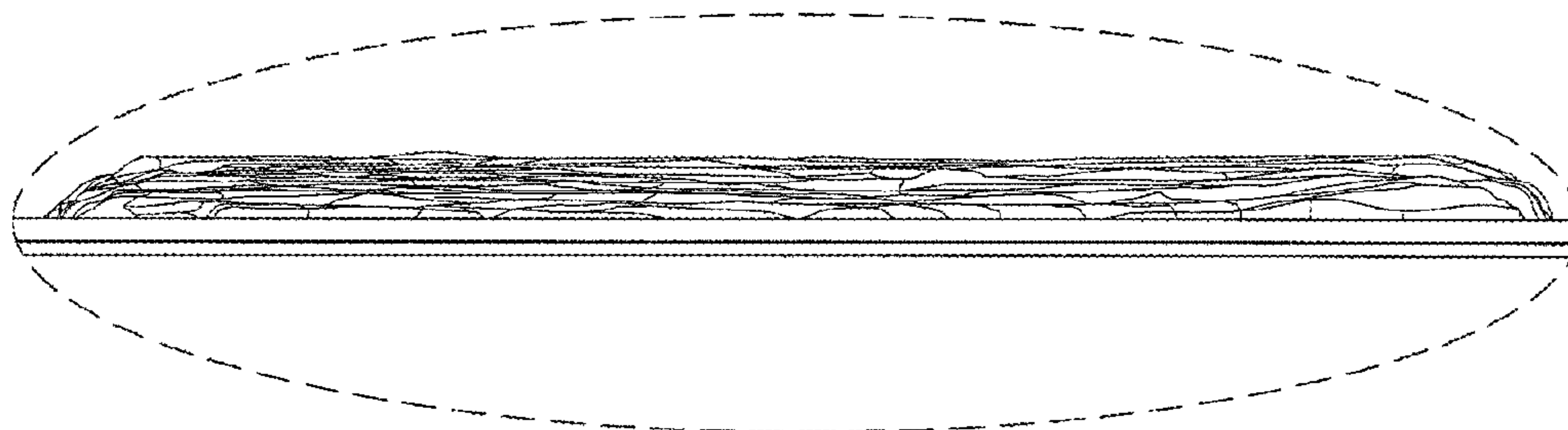


FIG. 19




FIG. 20